

HIPPOCRENE BEGINNER'S SERIES

BEGINNER'S

# Danish

WITH 2 AUDIO CDS

NETE SCHMIDT

COMPANION  
CDS ENCLOSED



# BEGINNER'S Danish

WITH 2 AUDIO CDs

Nete Schmidt

HIPPOCRENE BOOKS, INC.  
*New York*

Uz-Translations

Text Copyright © 2007 Nete Schmidt  
Audio Copyright © 2007 Hippocrene Books

*Second Printing, 2011*

All rights reserved. No portion of this book may be reproduced by any process or technique without express written consent of the publisher.

Book cover and CD label design: Cynthia Mallard, [www.cynergiestudio.com](http://www.cynergiestudio.com)  
Voice talent: Jane C. Pejtersen, Albert Bendix, Christine W. Therkelsen, Tore Ørnsbo, Anette Nørgaard, Klaus Lukas Hassel  
Recording engineer: Yaron Aldema  
Audio recorded and mastered at World Music Connections/AM Studios, New York City

For information, address:  
HIPPOCRENE BOOKS, INC.  
171 Madison Avenue  
New York, NY 10016  
[www.hippocrenebooks.com](http://www.hippocrenebooks.com)

*Library of Congress Cataloging-in-Publication Data*

Schmidt, Nete.

Beginner's Danish : with 2 audio cds / Nete Schmidt.

p. cm. — (Hippocrene beginner's series)

ISBN-13: 978-0-7818-1199-6

ISBN-10: 0-7818-1199-6

1. Danish language—Self-instruction. 2. Danish language—Textbooks for foreign speakers—English. 3. Danish language—Grammar. I. Title.

PD3112.5.S36 2007  
839.81'38—dc22

2007016099

Printed in the United States of America.

# Contents

|  |    |
|--|----|
| <b>Dedication</b>  | v  |
| <b>Acknowledgments</b>   | xi |
| <b>Denmark and the Danes</b>                                   | 1  |
| <b>Alphabet and Pronunciation</b>                              | 25 |
| <b>Lesson 1: Welcome to Denmark</b>                            | 29 |
| Theme: Greetings, Introduction, Mood                           |    |
| Grammar: Word Order  | 33 |
| Verbs  | 34 |
| Personal Pronouns  | 35 |
| <b>Lesson 2: Christine's Family</b>                            | 43 |
| Theme: Family, Homes, Dwellings, Locations                     |    |
| Grammar: Nouns and Gender                                      | 47 |
| Adjectives   | 47 |
| Possessive Pronouns  | 50 |
| <b>Lesson 3: A Good Day</b>                                    | 59 |
| Theme: Everyday activities, Days of the week,<br>Seasons, Time |    |
| Grammar: Adjectives  | 66 |
| Modal Verbs  | 68 |

|                  |                                      |     |
|------------------|--------------------------------------|-----|
| <b>Lesson 4:</b> | <b>Do you do sports?</b>             | 79  |
| Theme:           | Exercise and Sports                  |     |
| Grammar:         | Reflexive Pronouns                   | 86  |
|                  | Demonstrative Pronouns               | 86  |
|                  | Adjectives                           | 87  |
| <b>Lesson 5:</b> | <b>Are you hungry?</b>               | 97  |
| Theme:           | Food, Drink, Setting the table       |     |
| Grammar:         | Questions                            | 102 |
|                  | Word Order                           | 105 |
|                  | Nouns-Plural                         | 106 |
|                  | Danish Recipes                       | 116 |
| <b>Lesson 6:</b> | <b>What are we doing tonight?</b>    | 119 |
| Theme:           | Going to the movie theater and a bar |     |
| Grammar:         | Adverbs                              | 124 |
|                  | Conjunctions                         | 128 |
|                  | Prepositions                         | 130 |
| <b>Lesson 7:</b> | <b>I need some new clothes!</b>      | 141 |
| Theme:           | Clothing, Shoes, Colors, Sizes       |     |
| Grammar:         | Negations                            | 148 |
|                  | Verb Tenses                          | 149 |
|                  | Indefinite Pronouns                  | 155 |
| <b>Lesson 8:</b> | <b>Let's go out!</b>                 | 163 |
| Theme:           | Eating out, Restaurants, Directions  |     |
| Grammar:         | Verbs: Passive Mode                  | 169 |
|                  | Verbs: Future Tense                  | 170 |
|                  | Verbs: Imperative                    | 171 |
|                  | Relative Pronouns                    | 172 |

|   |     |
|---|-----|
| <b>Lesson 9: I am not feeling well.</b>   | 181 |
| Theme: Illness, Doctors, Temperatures, Medicine,<br>Welfare System, Money                   |     |
| Grammar: Numbers  | 190 |
| <b>Lesson 10: Merry Christmas!</b>  | 203 |
| Theme: Christmas, Celebrations, Traditions,<br>Food, Presents, Songs                        |     |
| <b>Lesson 11: How about some art?</b>   | 223 |
| Theme: Being a tourist in Aarhus  |     |
| <b>Lesson 12: It's a Birthday!</b>  | 243 |
| Theme: Birthday celebrations, Media, Generations<br>today and in the past, Education, Taxes |     |
| <b>Lesson 13: The End of the Year</b>   | 261 |
| Theme: Graduation, Saying good-bye, Traveling in<br>Denmark and Europe                      |     |
| <b>Key to Exercises</b>   | 277 |
| <b>Danish – English Word List</b>   | 297 |
| <b>English – Danish Word List</b>   | 323 |
| <b>Useful Books and Web Sites</b>   | 347 |
| <b>CD Track List</b>  | 351 |

# Denmark and the Danes

## THE DANISH LANGUAGE

The language of Denmark is Danish. In the Faroe Islands and Greenland, Danish is considered on equal footing with Faroese and Greenlandic, respectively, and in Icelandic schools, the first foreign language taught is Danish. Approximately 50,000 pro-Danish German citizens in Schleswig-Holstein consider Danish to be their mother tongue or cultural language, and Danish emigrants all over the world also maintain their Danish language skills. Danish has been an official EU language since 1973.

Danish belongs to the North Germanic linguistic group, together with Norwegian, Swedish, Icelandic, and Faroese. Danish is so close to Norwegian and Swedish that the three languages may be said to be mutually intelligible. The spoken language varies with regional differences, but only a few people speak an actual dialect. Most people adhere to a standard pronunciation that originates from Copenhagen or Aarhus.

The written language adheres to a strict norm determined in *Retskrivningsordbøger* (*Dictionaries of Correct Writing*) published at regular intervals by *Dansk Sprognævn* (The Danish Language Council). The alphabet contains twenty-nine letters, adding *œ*, *ø*, and *å* to the Roman alphabet, and in general, the pronunciation is not consistent with the way words are written. The nine Danish vowels represent sixteen different sounds, and there are also several diphthongs. In general, the consonants are unvoiced. A unique feature is the *stød*, the glottal stop, which is used to distinguish between several homonyms and words. The Danes have a tendency to drop inflectional endings, and this perceived mumbling may present problems to those learning the language.

Historically speaking, Danish is a dialect of a common Scandinavian language known from around 200 AD. Around 1100–1200 AD, Danish became a distinctive language with a distinctive pronunciation. The period from 800–1100 AD is called Old Danish or Runic Danish, as our knowledge of the language is primarily based on runic inscriptions. Christianity brought Greek and Latin loan words into what is called Early Middle Danish (1100–1350 AD), which was used to write the first Danish laws from *Skåne* (Scania), *Sjælland* (Zealand), and *Jylland* (Jutland). Middle Danish (1350–1500) shows signs of a vocabulary that began including abstract concepts used in developing administrative and legal systems. Around 1400, Danish replaced Latin, and at the end of the Middle Ages (1500), Danish had become a functional language resembling what it is today. The Older New Danish from 1500–1700 promoted the development of a shared standard language, cemented in part by the comprehensive writings of Ludvig Holberg (1684–1754).

In the 20th century, the advent of radio broadcasts in 1922 and TV broadcasts in the early 1950s was also conducive to language standardization. While dialects still exist, the language today is principally characterized by regional and generational variations.

The vocabulary of Danish is continually expanding. New words are freely formed by means of compounding or deriving, and many loan words are regularly included, especially those pertaining to technology. The Danes show no fear of losing their particular language quality and instead embrace loan words, in particular from English and American, as an added spice to the language culture. *Ordbog over Det Danske Sprog* (*Dictionary of the Danish Language*) was published in twenty-eight volumes from 1918–1956 and has most recently been reprinted in the 1990s. Five supplemental volumes were published in 2005, and the thirty-three volumes include a total of more than 250,000 words.



## POPULATION

As of January 1, 2006, the Danish population was 5,427,459. Furthermore, 56,901 people live in Greenland, and 48,379 live on The Faroe Islands. The population density is 120 per square km, and 85 percent of the population live in cities or towns. The largest city is *København* (Copenhagen) with 1.75 million inhabitants, and the second largest is *Århus* (Aarhus) with 295,513 people. Of the entire population, 1.1 million are under seventeen years of age, and 800,000 people are older than sixty-five. The population is 51 percent women, with a life expectancy of 83.1 years, and 49 percent men, with a life expectancy of 80 years. Danes comprise around 1.1 percent of the population of the European Union.

In the second half of the 19th century, more than a quarter of a million Danes emigrated, primarily to America. Today, the number of immigrants to Denmark from European countries corresponds more or less to the number of emigrants, but there has been and is now an increasing number of immigrants from countries with completely different backgrounds, particularly Turkey, former Yugoslavia, and Pakistan. As of January 1, 2006, 270,051 foreign-born citizens lived in Denmark: 27 percent from EU countries; 8 percent from other Nordic countries; 4 percent from other western countries (the U.S., Canada, Australia, New Zealand, Andorra, Liechtenstein, Monaco, San Marino, Switzerland, and the Vatican State); 61 percent from all other countries.

In the beginning of the 20th century, Danish women had an average of four children, but this number was reduced to 1.4 in 1983. The fertility rate has now increased, and in 2003, the number was 1.76 children per woman. Abortion was legalized in 1973, and contraception is accessible to everyone.

Danish women became mothers at the average age of 30.1 years in 2003, and there is a clear majority of two-income families

with both the mother and the father working outside the home. Approximately 3 million people engage in active employment.

In the 1960s, more and more Danes started living together without getting married, but contrary to the other European countries, the number of marriages is increasing in Denmark today. Danes marry at a later age, around thirty-five years of age for men and thirty-one years of age for women. In 2000, 6.7 per 1,000 inhabitants married—almost 39,000 marriage ceremonies, but 2.5 per 1,000 inhabitants got divorced that same year—almost 14,400. In Denmark, 45 percent of children are born outside of marriage, a number only topped by Sweden with 55 percent.

Since 1989, homosexuals have been able to live in a registered partnership with similar rights as those in marriage. The Danish State Church still does not accord homosexuals a church wedding, but it does agree to bless them.

## GEOGRAPHY AND CLIMATE

Denmark is a country located north of Germany and south of Norway and Sweden. In addition to the main peninsula and islands of Denmark, the kingdom also includes the Faroe Islands and Greenland.

Denmark covers 43,098 sq.km. / 16,650 sq. miles, which is slightly less than twice the size of Massachusetts. Denmark consists of the peninsula *Jylland* (Jutland) and 406 islands, of which 79 are inhabited. The capital, *København* (Copenhagen), is situated on the largest island, *Sjælland* (Zealand). The second largest city is Aarhus in Jutland, and the third largest is Odense, located on the island of *Fyn* (Funen). To the west of Jutland lies the North Sea, and to the east is the Baltic Sea. Thus, Denmark lies on the sea route from the Baltic Sea to the main world oceans as well as on the trade route from the Nordic countries to Central

Europe. This position has been seminal in shaping the history of the country.

Denmark is a flat, low-lying country with its highest point, Yding Skovhøj, at 172.54 m / 566 ft, and its lowest point, Lammefjorden, at minus 7 m / minus 23 ft below sea-level. The landscape comprises rolling hills, green pastures, and large forest areas.

Denmark is in the temperate climate zone, and with the large sea areas and prevailing westerlies (predominant wind direction west and southwest), the results are cool summers (mean temperature around 16 degrees C / 61 degrees F) and moderate winters (mean temperature around 0.5 degrees C / 33 degrees F). The weather may change unexpectedly, and on an average, light rain falls 170 days per year. During the summer months, the days are long and the nights are very short—2 to 3 hours; whereas the light is only seen for 6 to 7 hours during the winter months. However, the Danes are adept at embracing a variety of weather conditions, dressing appropriately to pursue outdoor interests and lighting candles to offset the winter darkness.

## **BRIEF HISTORY OF DENMARK**

Denmark has been inhabited as far back as the last interglacial period some 120,000 years ago, but the oldest evidence of human habitation is traces of reindeer hunter settlements from the end of the last Ice Age around 12,500 BC. Agriculture and animal husbandry led to the establishment of farming communities in the Neolithic Age around 3900 BC, and villages are found in the centuries before the birth of Christ. The first towns, such as Ribe, appeared during the Germanic Iron Age around 400–750 AD. The country was unified under the son of Gorm the Old, Harald I Bluetooth (d.987), who had a runic inscription carved into the side of the Jelling Stone in memory of the fact that he

“made the Danes Christians.” The Jelling Stone is often referred to as Denmark’s birth certificate.

During the Viking Age, around 800–1100 AD, a strong royal power was developed, and the Danes became notorious as the Vikings who plundered churches and monasteries. The Viking armies were relatively small and primarily interested in pillage, although a number of them ended up settling in England and Normandy. The raids also went to Ireland and Russia, and the Vikings brought rich booty back to their native country. Canute I the Great conquered England in 1016 and became king of England, Denmark, and Norway, but his murder by the Danish nobles in 1086 put an end to the strong royal power behind the Viking expeditions.

Harald I Bluetooth was baptized around 956, and Christianity was disseminated by clergy coming from southern Europe. Catholic influence was strong, and many churches were built in the following centuries. The community was divided into a powerful clergy, a secular nobility of great landowners, an urban middle class, and a large peasantry.

Around 1350, the Black Death ravaged the country, and the consequent reduction of the population led to a number of economic and social changes. A seminal event was the Kalmar Union established in 1397, merging Denmark, Norway and Sweden under the Danish Queen Margrete I. The union lasted until Sweden broke away in 1523. However, Norway remained united with Denmark until 1814, and Norway’s former possessions, the Faroe Islands, Greenland, and Iceland were also part of the union. Iceland declared its independence in 1944, but the Faroe Islands and Greenland still remain a part of the Danish kingdom.

In 1536, Christian III was named king. At the same time, the church broke away from Catholicism and became a Lutheran church, adhering to the Protestant religion. Sweden was intent on challenging Denmark’s position as the leading Baltic power,

and this led to six wars between 1563 and 1720. Christian IV weakened the country by his unsuccessful participation in the Thirty Years War from 1625–1629, and this led to a struggle for survival in the ongoing conflicts with Sweden. As Denmark lost land and momentum, The Netherlands and England intervened and retained the country's independence at the cost of ceding all the Scandinavian provinces and reducing the area of the kingdom by almost a third.

As a consequence of the disasters, a hereditary monarchy was created in October 1660 leading to the establishment of absolutism, and the popular Frederik III gained absolute power. In the course of a lifetime, Denmark was transformed from a self-managing medieval society, divided into estates, to a modern bureaucracy. Legislation was standardized as all laws were collected in a systematically organized statute book, Christian V's *Danske Lov* 1683. These statutes applied to the whole country and replaced the old provincial laws. Absolutism was abolished in 1848, and a democratic constitution was born in 1849.

The late-18th century saw extensive agricultural reforms that created an entirely new class of independent farmers spearheading folk high schools and the co-operative movement. They were also the foundation for the liberal party, *Venstre*, which came into power in 1901 and holds the political power today (in 2006) as well.

During the Napoleonic Wars, Denmark lost its fleet and Norway, and was reduced to only Denmark itself, and the German duchies of Schleswig and Holstein. The Three Years' War with Germany (1848–1851) ended with a Danish victory insofar as the duchies remained part of the Danish united monarchy. However, in 1864 Denmark suffered a humiliating defeat resulting in the ceding of both duchies. This meant that once again the nation had lost almost a third of its total area and population. At the same time, some 200,000 Danes were left south of the new border, and they did not return until after a plebiscite in 1920.

National regeneration was begun under the motto: "What is outwardly lost must be inwardly gained," focusing on reclaiming moorland and shifting to livestock farming. At the same time industrialization had enabled the rise of the first Social Democrats elected to the Danish parliament, *Folketinget*. In 1884, the pattern of political compromise among many different parties in the parliament was thus established.

Denmark remained neutral during World War I, but in spite of attempts at neutrality in World War II, Denmark was occupied by the Germans on April 9, 1940. The government reluctantly began collaboration with the occupying power, but British-backed popular resistance increased to such an extent that this policy collapsed in August 1943. The government resigned, and the illusion of a peaceful occupation was shattered. The last eighteen months of the war were characterized by growing armed resistance to the Germans and their increasingly atrocious reprisals. Liberation came on May 5, 1945.

The welfare society can be said to date back to 1963 when industrial exports for the first time surpassed those of agriculture. The welfare program was based on the principle that all citizens have the right to receive legally defined, assured social benefits. The welfare model is characterized by a highly developed social safety net and heavy taxation.

As seen in this brief overview, Denmark's current shape and extent is the result of wars, conflicts, victories, and defeats. Denmark has always held an important position as the gateway to the Baltic Sea, and today extensive immigration is changing what used to be a very homogenous society. The inability of the political parties to muster an absolute majority has made compromise a condition of political life, and the social welfare program supplemented by the Lutheran State Church has created a stable and prosperous country.

Denmark has two officially recognized national anthems: "*Der er et yndigt land*" ("There is a Lovely Land") with text by Adam

Oehlenschläger (1819) and melody by H. E. Krøyer (1835) and “*Kong Christian stod ved højen mast*” (“King Christian stood at the tall mast”) with text by Johannes Ewald (1779) and melody by an unknown composer.

According to legend, the Danish flag, *Dannebrog*, fell from the sky during a battle in Estonia on June 15, 1219. While the flag is officially flown on national holidays, civilian Danes fly the flag at their homes on festive occasions of both a family and official nature.

## POLITICS AND GOVERNMENT

Denmark is a democracy based on *Danmarks Riges Grundlov* (The Constitution of the Kingdom of Denmark) from June 5, 1953. In 1849, absolutism was ended, and a bicameral parliament was introduced guaranteeing human rights through a constitution. In 1953, the existing unicameral Parliament, *Folketinget*, was established, continuing the system of parliamentary, democratic government. The monarch, currently Queen Margrethe II (since 1972), functions as a figurehead with ceremonial and formal roles, and represents Denmark abroad.

*Folketinget* consists of 179 members, including two from the Faroe Islands and two from Greenland. The members are elected based on an electoral system instituted in 1918 combining proportional representation with elections in individual constituencies. Since 1978, the voting age has been eighteen.

The government is formally appointed by the queen and consists of a prime minister and a Cabinet. The Cabinet members have their own departments, and their numbers may vary. In 2007, there were nineteen ministers, of which six were women.

Elections to *Folketinget* take place at least every four years, but the prime minister has the right to dissolve *Folketinget* and

force an election. Most governments since World War II have been minority governments forced to compromise, often case by case. At the moment, *Folketinget* comprises eight different parties of which *Venstre* (the Liberal Party) is the largest, followed by *Socialdemokraterne* (the Social Democrats).

At the beginning of the 20th century, a four-party system had developed with *Det Konservative Folkeparti* (The Conservative Party), supported by townspeople and large farmers; *Venstre* (The Liberal Party), supported by farmers; *Det Radikale Venstre* (The Social Liberal Party), supported by small landholders and intellectual opposition groups; and *Socialdemokratiet* (The Social Democratic Party), supported by the workers. This system remained intact until the late 1960s when a number of new protest parties entered the scene, most notably *Fremskridtspartiet* (The Progress Party), *Centrum-Demokraterne* (The Center Party), and *Kristeligt Folkeparti* (The Christian People's Party). In 2001, another change took place as *Dansk Folkeparti* (The Danish People's Party), strongly conservative, became a substantial element in *Folketinget*. In 2001, Anders Fogh Rasmussen from *Venstre* was elected prime minister.

## **DENMARK AND ITS AFFILIATIONS: UN, NATO, EU**

Following World War II, Denmark became one of the founding members of the United Nations in 1945. In 1949, it joined NATO, along with Norway, and thereby finally abandoned the policy of neutrality to which it had adhered since 1864.

Realizing that its economy was increasingly dependent on international relations, Denmark joined the European Free Trade Association (EFTA) in 1960, and in 1973, following a referendum, Denmark joined the European Union (EU). In both cases,



Denmark went along with Great Britain, one of its major trade partners. Continued membership in the EU is a relentless topic of debate, with the country divided into two camps of almost similar size.

The proposed adoption of the Maastricht Treaty in 1992 was initially defeated, and only after being allowed various exceptions did Denmark accept the treaty, which involves increased integration. Another referendum in 2000, concerning participation in the shared currency, the Euro, was also defeated, which again reflects the ambivalent attitude about a united Europe embraced by the Danes.

## RELIGION

In Denmark, Church and State are not separated. The established state church, *Folkekirken*, is the Evangelical Lutheran Church, which compares most closely to the Methodist church in the U.S. Religious matters are covered by the constitution, and there is a Ministry for Ecclesiastical Affairs. There is undisputed freedom of religion, speech, and assembly, and the church is financed partly by state funding, and partly by church taxes.

Around 85 percent of the population are members of *Folkekirken*, but there is a multitude of other religious communities, and because of high immigration numbers from Muslim countries, Islam is now the second largest religion in Denmark with around 170,000–180,000 adherents.

A main responsibility for the national church is the civil registration of all citizens in Denmark and the preservation of old registers dating back to the Reformation. There is gender equality in *Folkekirken*, and the various parish councils, composed of members of the congregation, exert a decisive influence on the choices of clergy in their living.

While church attendance on a normal Sunday is habitually low, the national church plays a major role by marking highlights in the lives of its members. At baptism, the child is accepted into the Christian congregation, and this faith is confirmed in 7th grade when Confirmation takes place. Following a year of religious instruction included in the school curriculum, the youngsters celebrate their coming of age with a church ceremony and a large family party. The church is also used for weddings and funerals, and around Christmas and Easter the churches are traditionally crowded. There has been no initiative to abolish the State Church in Denmark.

## **HEALTH AND WELFARE SYSTEM**

Denmark is one of the richest countries in the world, and it adheres to the Scandinavian welfare model based on the principle that benefits should be given to all citizens who fulfill certain conditions, regardless of their employment or family situation. This universal welfare system also allots benefits to each individual, but pertaining to sickness and unemployment benefits, the rights are contingent on former employment and sometimes membership in a trade union. The state carries the major share of the financial burden, and for that reason taxation is broadly based and at a high level, with the average taxation rate around 52 percent. Another consequence of state involvement is that the state, rather than private organizations, is in charge of the majority of welfare activities.

In Denmark, typically both women and men work, and the country has the highest labor market participation rate in the world. The aim of the welfare state is to take care of the entire population, and this entails insurance against illness, unemployment, and the needs of old age. Furthermore, many social

services, such as day care, elder-care, home help, etc., are available to the citizens.

Health care is free for all, but individuals pay part of the cost of medication and special services. Women are entitled to up to a year's employer-paid and state-subsidized maternity leave, and the father is also entitled to several weeks leave. Furthermore, extended child health services are available from the birth of a child through the age of eighteen. All families with children under eighteen receive tax-free family allowances, and single breadwinners receive an additional child allowance. Day care, nursery schools, after-school-activities, and extracurricular activities for school children are state subsidized and therefore inexpensive for parents, who only pay up to 30 percent of the cost.

Employees are entitled to unemployment benefits after a year's membership in an unemployment insurance fund and a minimum of twenty-six weeks of work within the last three years. Strong initiatives are taken to ensure full employment, and currently (2007), the unemployment rate is less than 5 percent.

At sixty-five, all citizens are entitled to a national pension, and this is frequently supplemented by employer paid or private retirement funds. From the age of sixty, employees may retire with a proportionately lower early retirement pension, which at age sixty-five will become the full national pension.

## **EDUCATION**

Education in Denmark is free from the kindergarten class through post-graduate studies. Furthermore, students at the universities and all institutions of higher learning receive a state-subsidized monthly stipend, currently at around \$700.

Compulsory education from the age of 6–7 and through 7th grade was introduced in 1814, and in 1972 the compulsory education was extended through 9th grade. Almost all children start

school at the age of six in the optional kindergarten class which prepares them for regular classes at the age of seven. The *Folkeskole* (elementary school) then takes the students through nine years of compulsory education and offers the option of a tenth year. The school is unified and has no streaming but includes educational differentiation within the classes. The curriculum and exams are centrally determined and also apply to the private elementary schools which teach about 12 percent of the children. As an alternative to 8th, 9th, and 10th grade, students can choose an *Efterskole* (a continuation school), which is a private boarding school for fourteen to eighteen year olds. The general upper secondary education comprises three years of the *Gymnasium* (high school and one to two years of college) leading to *Studentereksamen* or two years leading to the *Højere Forberedelseseksamen* (Higher Preparatory Exam). Both qualify for advanced education at higher levels. Furthermore, there is a choice of two to three years vocational training, leading to either *Højere Handelseksamen* (Higher Commercial Exam) or *Højere Teknisk Eksamen* (Higher Technical Exam). These exams qualify a student for the labor market as well as advanced education.

The two-year EGU, *Erhvervsfaglig Grunduddannelse* (Vocational Basic Education), primarily qualifies the students for the labor market. The FUU, *Den Frie Ungdomsuddannelse* (The Free Secondary Education), was established in 1995 as an alternative for students who had left school after 9th grade and not started a secondary education. The goal of the Ministry of Education is that each year 95 percent of the youngsters graduating from 9th grade will have a secondary education. There is a diagram on the Ministry of Education Web site at <http://eng.uvm.dk/education/General/diagram.htm>, which gives a good overview of the educational system.

*Folkehøjskoler* (Folk High Schools) provide boarding while teaching general subjects for adults and youngsters. Based on the philosophy of N.F.S. Grundtvig, these schools were first established in 1844 and are part of a tradition of lifelong learning.

## **THE ROYAL FAMILY**

The Danish monarchy is one of the oldest in the world, dating back to the first king, Gorm the Old, mentioned for the first time in 936 AD. The unbroken line of kings and queens can be found at the Royal Family's home page: [www.kongehuset.dk](http://www.kongehuset.dk).

As it states on the Web site: "The two large houses of the Danish Monarchy are the House of Oldenburg and the House of Glücksborg. In 1863, the House of Glücksborg succeeded the House of Oldenburg. The present Royal Family are the direct descendants of the House of Glücksborg."

A majority of the Danes happily embrace the constitutional monarchy and perceive the Royal Family as excellent ambassadors for Denmark. The members of the Royal House are paid an annual, tax-free stipend to carry out their official duties, which include traveling, hosting foreign visitors, such as heads of state and ambassadors, promoting Denmark in trade and political contexts, and maintaining the royal castles. Queen Margrethe II is well-educated, has worked as a translator and has demonstrated that she is a versatile artist. Her annual New Year address is a personal statement to the population that has increased her popularity. Her motto is: God's Help—the People's Love—Denmark's Strength.

Her oldest son, Crown Prince Frederik, received a degree in political science from Aarhus University in 1995 and has combined training as an officer in the defense forces and as a Navy Seal with his studies. He married the Tasmanian Mary Elizabeth Donaldson in 2004; in 2005 she gave birth to a new heir to the throne Prince Christian, and in 2007 she gave birth to a daughter.

## FAMOUS DANES

Many Danes have left their mark on history, but, naturally, it is impossible to mention them all. What follows is, therefore, a brief highlight of some of the most famous names, in chronological order.

**Tycho Brahe, 1546–1601**, was the greatest astronomer before the invention of the telescope. He established modern observational astronomy and doubled the accuracy of astronomic data. His belief in accurate observations led him to build Uranienborg and Stjerneborg on the island of Hveen (in between Denmark and Sweden) where he constructed enormous instruments to reach a higher level of accuracy. His career began when he observed a new shining star in Cassiopeia, and through exact measurements proved that this was, indeed, a new star. His book was called *De Stella Nova*, borrowing the Latin word *nova* to mean a sudden, bright star. His work was financed by King Frederik II, but after the king's death, Tycho Brahe moved to Prague where he continued his work until his death.

**Ole Worm, 1588–1654**, was a polymath who studied, taught, and practiced medicine all through his life. Concurrently, he collected minerals, plants, and animals, as well as artifacts, antiquities, and ethnographic objects. He strongly adhered to empiricism and punctured several myths, most notably the one about the unicorn horn being an antidote for poison. Furthermore, he collected rune stones and runic inscriptions, and he established a large museum called Museum Wormianum, which was unique for its time.

**Hans Christian Ørsted, 1777–1851**, one of the leading scientists of the nineteenth century, played a crucial role in understanding electromagnetism. In 1820 he discovered that a compass needle deflects from magnetic north when an electric current

is switched on or off in a nearby wire. This showed that electricity and magnetism were related phenomena, a finding that laid the foundation for the theory of electromagnetism and for the research that later created such technologies as radio, television, and fiber optics. The unit of magnetic field strength was named the Oersted in his honor.

**Nikolai Frederik Severin Grundtvig, 1783–1872**, the son of a Lutheran pastor, was brought up in a very religious atmosphere, schooled in the tradition of the European Enlightenment, and influenced by the history of the Nordic countries. He is the ideological father of the *Folkehøjskole* (Folk High School) and advocated reforming higher education so that instead of educating learned scholars, it should educate its students for active participation in society and popular life. Practical skills as well as national poetry and history should form an essential part of the instruction. Grundtvig felt that to be enlightened, to live a useful and enjoyable human life, most people did not need books at all, but only a genuinely kind heart and sound common sense. He wanted to ensure that common people were enlightened and took part in a lifelong learning experience with the motto: “The School for Life.”

**Søren Aabye Kierkegaard, 1813–1855**, is considered the major Danish philosopher and father of religious existentialism. He spent his life thinking and writing, initially under pseudonyms, but towards the end he acknowledged his works with his own name. Using pseudonyms allowed him to juxtapose the theological, philosophical and psychological themes in a dialectic process that earned him the name of the father of existentialism. He spoke directly to “the individual,” exhorting people to find their own path to a good life through his three stages: the aesthetic, the ethic, and the religious. He was an incredibly prolific writer, and two of his best-known works are *Enten-Eller* (*Either-Or*) and *Frygt og Bæven* (*Fear and Trembling*).

**Hans Christian Andersen, 1805–1875**, may well be the Dane best-known all over the world. His tales have been translated into more languages than any other writing, and the statue in Copenhagen of The Little Mermaid, inspired by his tale, each year has more than a million visitors. Young and old enjoy his imagination, and Walt Disney used him as the source for many of his movies. Born to poor parents, he struggled to get an education and have his talent recognized. In 1829 he had his literary debut, and at the end of his life he had produced around 160 tales, numerous novels, poems, and plays. He traveled continuously both abroad and around Denmark, staying primarily in private houses with friends or other authors. He never married and had no children, but his legacy lives on in his inspired writings that appeal to everyone.

**Karen Blixen, 1885–1962**, used the pseudonym Isak Dinesen when writing in English, and also wrote as Pierre Andrezel. She was born at Rungstedlund, married her cousin Baron Bror von Blixen, and moved with him to Kenya where they ran a coffee farm that she took over after her divorce in 1925. In 1931 she returned to her native home and started writing. After she reached fame and recognition, she traveled extensively, and especially loved the United States. One of her best-known works is *Den Afrikanske Farm (Out of Africa)*.

**Niels Bohr, 1885–1962**, is famous for his investigations of atomic structure and also for work on radiation, which won him the 1922 Nobel Prize for physics. After graduating from the University of Copenhagen, he did research in England with Ernest Rutherford and published a description of the structure of the atom in 1913 that was later labeled The Bohr Model. In 1916 he became a professor of physics at the University of Copenhagen, but during World War II he had to flee the country and ended up in the United States. There he participated in the Manhattan



project which led to the development of nuclear weapons. After the war he spent considerable time advocating the peaceful use of atomic energy and the complete, open, and mutual sharing of knowledge about nuclear power. He was one of the very few non-royal Danes who became a Knight of the Order of the Elephant.

## **VISITING DENMARK**

Apart from beautiful countryside, bustling big cities, and quaint rural towns, Denmark also offers the visitor many exciting and cultural experiences. The Royal Ballet is famous worldwide, and the many museums exhibit great art by older as well as contemporary artists. For low budget visitors, the Danish youth hostels are highly recommended, as they are clean, comfortable and inexpensive. Information can be found at their Web site: [www.danhostel.dk](http://www.danhostel.dk).

When planning a trip to Denmark, the official tourist Web site is a well of information, [www.turist.dt.dk](http://www.turist.dt.dk), and, of course, the Danes are helpful and friendly—and most of them speak English!

## GREENLAND AND THE FAROE ISLANDS

**Greenland** is the largest island in the world, and its inland ice is the second largest ice cap in the world. Greenland was colonized by the Icelander Erik the Red in 985, and his settlements remained till the middle of the 15th century. When Denmark, Norway, and Sweden were united in 1397, the former Norwegian possessions in the North Atlantic, including Greenland, came under Danish rule. Several explorers and missionaries visited Greenland, with Knud Rasmussen being one of the most distinguished. During World War II a defense agreement with the United States saw the establishment of The Sirius sledge patrol, which is responsible for maintaining and protecting the sovereignty of the Danish state in the unpopulated areas in north-east Greenland. The 1953 Constitution applies to Greenland and the Faroe Islands. In 1979 Greenland achieved Home Rule, and *Landstinget* was established, creating the government body called *Landsstyret*. On January 1, 2006, the population was 56,901 with 14,874 living in the capital, Nuuk. Of these residents, 50,397 were born in Greenland, and 51,051 have a strong hereditary tie to Greenland, which constitutes more than 90 percent of the population.

**The Faroe Islands** consist of eighteen islands almost midway between Norway, Iceland, and Scotland. The islands were formed by volcanic rock that has limited agriculture. Fishing has always been the main trade, but bird hunting is still popular. The islands were settled in the early 9th century by Vikings, and in the 11th century the islands became a Norwegian fiefdom. Although the islands are still part of the kingdom of Denmark, they achieved Home Rule in 1948 and are managed by *Lagtinget*, a democratically elected legislative assembly, and the government, which is called *Landsstyret*. On January 1, 2006, the population was 48,379, of which 19,351 lived in the capital Torshavn, and 4,904 in the second largest town, Klaksvik.

## **AROS (ÅRHUS) AND ITS HISTORY**

by Archaeologist, Cand. Mag. Anne Birgitte Gebauer

### **Aros as market place**

The town of Aros originated as a market place around 770 AD. The word "Aros" means "river mouth" indicating the importance of the natural harbor. A trade center developed here at this junction of landward and seaward traffic. Local shipping took place along the Aros River, people and goods moved on foot, by horse, or by wagon along the north-south running road through eastern Jutland, and overseas trade flourished within the Kattegat region, including other parts of Denmark, the west coast of Sweden, which was at that time a part of Denmark, and Norway. Exotic imports from Norway included ivory from walrus teeth, grinding stones, whetstones, and high demand cooking pots made from steatite (soapstone). Also the location of the town of Aros, on a sandy promontory surrounded by water, was fortuitous in terms of defense. Access to the marketplace was limited by the Aros River to the south, another stream to the north, and a swamp to the west.

### **Aros as stronghold and money machine of the king**

On the order of King Gorm the Old, Aros was fortified by earthen ramparts, wooden palisades and moats in 934 AD. Reinforcements of these fortifications took place during the second half of the 10th century during the reign of Harald Bluetooth. A U-shaped rampart circumvented the town toward land, to the south, west and north. Moats reinforced the boundary to the west and north. A wooden palisade covered the front of the rampart on the outside, a wicker wall and a track road ran along the inside perimeter. Access from the sea was controlled by underwater stockades. In addition navy strongholds in the region

controlled seawards access to the bay of Aros. The king provided this military might as a means of controlling the region politically and protecting the trade. Fees and taxes paid by the merchants and their customers in return provided an important part of the royal income. Similar fortifications were built around Ribe and Hedeby, the only other Danish towns dating this far back. In addition, four military camps with circular ramparts were built at the same time in northern Jutland, on Funen, and southern Zealand. Ramparts at the southern and most narrow part of the Jutland peninsula were reinforced and expanded as protection against attacks from the Continent. Several political threats might have provoked this militarization: pressure from the German emperors Otto I and II, raiding by Norwegian Vikings, and rivalry for power within Denmark. In 965 AD, Harald Bluetooth erected a runic stone in Jelling commemorating his parents, Gorm and Thyra, and proclaiming himself the king of Denmark and Norway. However, this might have been part propaganda given the continued military investments. Harald Bluetooth probably also built the first wooden church at Aros just west of the fortified town center.

### **Everyday life in Viking age Aros**

The Viking age town of Aros had between 500–700 inhabitants. The men earned a living as merchants, artisans, and warriors, or worked as serfs. Trades represented in Aros included pottery production, weaving of textiles, glass bead making, blacksmiths, founders working in iron, bronze and silver, shipbuilders, people working with bone and antler making combs, pins and needles. Most exchange was barter; the first coins were minted in Aros in 1030 AD. A few scales indicate that amounts of metal were sometimes used as payment.

Living conditions and economic activities in Aros are reflected in the thick layers of waste that accumulated during Viking age and medieval time. These layers consist of wood, straw, leather,

metal, bone, food remains, animal manure, and human waste etc. Animal husbandry also took place within the town. The houses were semi-subterranean pit dwellings that served both as living areas and workshops. Other types of larger houses are known of in this time period but have not been found in the excavations in Aros. A pagan burial ground was located in the center of town. A couple of small neighborhoods were located outside of the ramparts along roads leading out of town to the north and to the west around the first church. Further west in Viby there was a royal estate at Kongsvang along with a shipyard at the river (Snekkeenge) and a place of worship of the god Tyr called Tyrs enge.

Five runic stones have been found in Aros, more than in any other Danish town. These stones were erected between 970 and 1025 AD in honor of important people, indicating the importance and wealth of Aros. The stones mention a warrior, a ship owner, and a serf called Toke Blacksmith, who erected a stone with runic inscription and a Christian cross commemorating the master who set him free.

### **Aros as cathedral city**

While the Viking age town was clearly pagan, the Christian church wanted to expand the missionary work to this important center. Already in 948 AD, Reginbrand was named as the first bishop of Aros at a synode in Ingelheim, Germany, but he might never have reached Aros. The first wooden church was probably built late in the 10th century. It was ransacked and rebuilt in stone around 1060 AD. Two other churches were built during the 12th century further west and north of the old Aros. Thus the earliest churches in Aros were all built outside of the fortified center. In 1191 AD a powerful man, Peder Vagnsen, became bishop of Aros. At the same time the area inside the ramparts

appears to have been transferred from the king to the church and Aros went from being a royal stronghold to becoming an ecclesiastical center. A large cathedral made of red brick was built within the ramparts. A cemetery, a bishop's palace, a school, and various houses for the clergy surrounded the cathedral. The choice of St. Clement, the patron saint of sailors, as patron of the new cathedral and Aros indicates the continued importance of trade and shipping up until today.

### **Aros in the modern cityscape**

The relocation of the cathedral to the city center meant a complete restructuring of the town plan with a new layout of cobblestone streets and an open square that served as a marketplace. The structure of the inner part of *Århus* today dates back to this 13th-century city renovation. The ramparts stayed in place until 1477 and the city gate (*Borgporten*) until 1683. The presence of the Viking age fortification is reflected in the new town plan as well as some of the street names. The elevation of "Kannikegade" reflects that this street runs on top of the southern rampart. Other parts of the Viking age rampart are indicated by streets named *Volden* (rampart) and *Graven* (moat).

# Alphabet and Pronunciation

The Danish alphabet has twenty-nine letters:

|     |     |     |     |     |
|-----|-----|-----|-----|-----|
| A a | G g | M m | S s | Y y |
| B b | H h | N n | T t | Z z |
| C c | I i | O o | U u | Æ æ |
| D d | J j | P p | V v | Ø ø |
| E e | K k | Q q | W w | Å å |
| F f | L l | R r | X x |     |

## VOWELS

Danish has nine vowels: a, e, i, o, u, y, æ, ø, å. They may be long or short, open or closed. (Note: The Danish word is in italics.)

| Danish Letter | Comparative Pronunciation        | Examples  |
|---------------|----------------------------------|---|
| Short a       | Almost like hat                  | <i>nat</i> night, <i>kat</i> cat                |
| Long a        | Almost like a long [a] in bathe  | <i>gade</i> street, <i>bade</i> bathe           |
| Short e       | Almost like set or zealot        | <i>ved</i> by, <i>fedt</i> fat, <i>set</i> seen |
| Long e        | Almost like eeh, or German beten | <i>lede</i> look, <i>vrede</i> anger            |
| Short i       | Almost like wit                  | <i>mit</i> mine, <i>dit</i> yours               |
| Long i        | Almost like see                  | <i>lide</i> like, <i>vide</i> know              |
| Short o       | Almost like lock                 | <i>stok</i> stick, <i>nok</i> enough            |
| Long o        | Almost like toe, or German boot  | <i>kjole</i> dress, <i>skole</i> school         |

|                |  |   |
|----------------|--|---|
| Short <b>u</b> | Almost like <b>took</b>  | <i>hund</i> dog, <i>kunne</i> could         |
| Long <b>u</b>  | Almost like <b>boo, fool</b>                                     | <i>ude</i> outside,<br><i>pude</i> pillow   |
| Short <b>y</b> | Like French <b>tu</b> , say [ee] and then round the lips         | <i>lytte</i> listen, <i>hytte</i> hut       |
| Long <b>y</b>  | Like the short sound but long                                    | <i>lyde</i> sounds,<br><i>nyde</i> enjoy    |
| Short <b>æ</b> | Almost like <b>pet</b>   | <i>sæt</i> set, <i>mæt</i> full of food     |
| Long <b>æ</b>  | Like the short sound but long                                    | <i>glæde</i> happiness,<br><i>læse</i> read |
| Short <b>ø</b> | Almost like a mixture of [eh] and the vowel sound in <b>good</b> | <i>tø</i> melt, <i>høns</i> chickens        |
| Long <b>ø</b>  | Like the short sound but long, like French <b>coeur</b>          | <i>løse</i> solve, <i>bøde</i> ticket       |
| Short <b>å</b> | Almost like a short <b>bow</b> or <b>horrid</b>                  | <i>tå</i> toe, <i>få</i> get                |
| Long <b>å</b>  | Like the short sound but long                                    | <i>våde</i> wet, <i>håbe</i> hope           |

If followed by a double consonant, the vowel is usually short: *sidde* (sit), *læsse* (load), *pudder* (powder), *laddet* (platform).



## CONSONANTS

Danish has twenty consonants: b, c, d, f, g, h, j, k, l, m, n, p, q, r, s, t, v, w, x, z.

| Letter   | Comparative Pronunciation  | Examples  |
|----------|--|---|
| <b>b</b> | Like <b>b</b> in baby  | <i>barn</i> child, <i>bade</i> bathe  |
| <b>c</b> | In front of: e, i, y, æ, ø: like <b>s</b><br>In front of a, o, u: like <b>k</b><br><b>ch</b> is like [sh]  | <i>cigar</i> cigar, <i>cykel</i> bicycle<br><i>café</i> café<br><i>chance</i> prospect                    |
| <b>d</b> | Hard <b>d</b> : like dog<br>Soft <b>d</b> : like th — in front of an unstressed e and at the end of a word                                       | <i>dør</i> door, <i>dig</i> you<br><i>lede</i> lead, <i>side</i> page<br><i>ved</i> know, <i>bid</i> bite |
| <b>f</b> | Like <b>f</b> in fun   | <i>far</i> father   |
| <b>g</b> | Hard <b>g</b> : like gone<br>Soft <b>g</b> : like y pronounced in young<br>At the end of a word, it is almost like the diphthong in low = [louw] | <i>gave</i> present<br><i>lige</i> just, <i>kage</i> cake<br><br><i>tog</i> train                         |
| <b>h</b> | Like <b>h</b> in hand<br>In front of v and j, it is silent   | <i>hund</i> dog<br><i>hvor</i> where, <i>hjerte</i> heart   |
| <b>j</b> | Like <b>y</b> in young   | <i>jakke</i> coat, <i>ja</i> yes  |
| <b>k</b> | Like <b>c</b> in can<br>The k is not silent in front of n  | <i>kende</i> know<br><i>kniv</i> knife, <i>knust</i> broken   |
| <b>l</b> | Like <b>l</b> in like  | <i>lang</i> long, <i>lille</i> little   |
| <b>m</b> | Like <b>m</b> in me  | <i>mor</i> mother, <i>time</i> hour   |
| <b>n</b> | Like <b>n</b> in no  | <i>nej</i> no, <i>line</i> line   |
| <b>p</b> | Like <b>p</b> in put   | <i>pande</i> pot, <i>op</i> up  |
| <b>q</b> | Like [kv] in lakeview  | <i>quilt</i> quilt  |


|          |  |   |
|----------|--|---|
| <b>r</b> | May be difficult to pronounce. It is not rolled, but a fricative formed at the back of the mouth, in the beginning of a word and after a consonant, close to [eh̥r].<br>After a vowel, it is not clearly audible but makes the vowel more open, almost like [eh̥].<br>Unstressed -er is like a short [a] | <i>rigtig</i> right, <i>vred</i> angry<br><br><i>øre</i> ear, <i>vare</i> last<br><br><i>kommer</i> comes |
| <b>s</b> | Like <b>s</b> in see   | <i>sove</i> sleep, <i>læse</i> read   |
| <b>t</b> | Like <b>t</b> in today   | <i>tale</i> speak, <i>sætte</i> set   |
| <b>v</b> | Like <b>v</b> in very<br>In the middle of a word, like [w]   | <i>vi</i> we, <i>vokse</i> grow<br><i>over</i> over, <i>av</i> oh   |
| <b>w</b> | Like <b>v</b> in very  | <i>wienerbrød</i> Danishes  |
| <b>x</b> | Like <b>s</b> at the beginning of a word<br>Like [ks] after a vowel  | <i>xylofon</i> xylophone<br><i>Alexander</i> Alexander  |
| <b>z</b> | Like <b>s</b> in see   | <i>zar</i> czar, <i>benzin</i> gas  |

By looking in a dictionary, it will become clear that **c**, **q**, **w**, **x**, and **z** are only used rarely and primarily in words of foreign origin.

**Lektion 1**  
**Velkommen til Danmark**

---

**Lesson 1**  
**Welcome to Denmark**



*Christine læser<sup>1</sup> på et universitet i U.S.A. Hun kommer til Danmark i august. Vibeke og Michael Jensen henter hende ved bussen.*

*Vibeke:  
Hej Christine. Velkommen til Danmark. Jeg hedder Vibeke,<sup>2</sup> og det er Michael.*

*Michael:  
Hej Christine. Jeg er glad for, at du kommer og bor hos os.*

*Christine:  
Hej Vibeke og Michael. Det er hyggeligt at møde jer. Jeg glæder mig til at være i Århus i lang tid. Jeg taler kun lidt dansk.*

*Vibeke:  
Ja, og vi taler kun lidt engelsk! Er du træt?*

*Christine:  
Ja, jeg er lidt træt efter rejsen.*

*Michael:  
Vi kører hjem nu, så du kan sove lidt. Du er snart frisk igen. Har du bagagen?*

*Christine:  
Nej, der er en kuffert mere. Der er den.*

Christine studies at a university in the U.S. She comes to Denmark in August. Vibeke and Michael Jensen pick her up at the bus.

Vibeke:  
Hi, Christine. Welcome to Denmark. My name is Vibeke, and this is Michael.

Michael:  
Hi, Christine. I am happy that you are coming to live with us.

Christine:  
Hi, Vibeke and Michael. It is nice to meet you. I look forward to being in Aarhus for a long time. I only speak a little Danish.

Vibeke:  
Yes, and we only speak a little English! Are you tired?

Christine:  
Yes, I am a little bit tired after the trip.

Michael:  
We will drive home now, so you can sleep a bit. You will soon be well again. Do you have the luggage?

Christine:  
No, there is one more suitcase. There it is.

|  |   |
|--|---|
| <p><i>Vibeke:</i><br/><i>Jeg tager den, og så går vi.</i></p> <p><i>Michael:</i><br/><i>Det er fint.</i></p> | <p>Vibeke:<br/>I'll take it, and then we'll go.</p> <p>Michael:<br/>That is fine.</p> |
|--|---|

### **Fodnoter / Footnotes**

1. The verb *at læse* means to read and to study. The Danish verb *at studere*, which also means to study, is rarely used.
2. "*Jeg hedder Vibeke*" means "I am called Vibeke," or "My name is Vibeke." The corresponding question is: "*Hvad hedder du?*" = "What is your name?"

### **Similar words in Danish and English**

Danish and English are closely related. Without looking at the translation of the text, try guessing what the following Danish words mean in English:

|                    |  |
|--------------------|--|
| <i>studerer</i>    |  |
| <i>universitet</i> |  |
| <i>kommer</i>      |  |
| <i>august</i>      |  |
| <i>bussen</i>      |  |
| <i>velkommen</i>   |  |
| <i>glade</i>       |  |
| <i>du</i>          |  |
| <i>os</i>          |  |
| <i>lang</i>        |  |
| <i>tid</i>         |  |
| <i>godt</i>        |  |
| <i>lidt</i>        |  |
| <i>hjem</i>        |  |

|                |  |
|----------------|--|
| <i>bagagen</i> |  |
| <i>mere</i>    |  |
| <i>tager</i>   |  |
| <i>går</i>     |  |
| <i>findt</i>   |  |

## GRAMMATIK / GRAMMAR

### Ordstilling / Word Order

#### Sætninger / Declarative Statements

In Danish, declarative statements follow a direct subject-verb pattern. Adverbs are placed after the verb.

| Subject    | Verb          | Adverb /<br>Negation | Object /<br>Predicate | Place and<br>Time Adverb |
|------------|---------------|----------------------|-----------------------|--------------------------|
| <i>Jeg</i> | <i>hedder</i> |                      | <i>Vibeke</i>         |                          |
| <i>Det</i> | <i>er</i>     |                      | <i>Michael</i>        |                          |
| <i>Vi</i>  | <i>taler</i>  | <i>kun lidt</i>      | <i>engelsk</i>        |                          |
| <i>Vi</i>  | <i>kører</i>  |                      | <i>hjem</i>           | <i>nu</i>                |

#### Spørgsmål / Questions

In Danish, questions are made either with a question word or by inversion of the subject and verb. Danish does not use a form of “to do” to create questions.

The question words can be compared to English in that most of them start with “*hv*” instead of “*wh*”:

|             |       |
|-------------|-------|
| <i>hvad</i> | what  |
| <i>hvor</i> | where |

|                |      |
|----------------|------|
| <i>hvem</i>    | who  |
| <i>hvornår</i> | when |
| <i>hvordan</i> | how  |

If we look at the preceding examples of declarative statement, we can make them into questions by inverting the subjects and verbs as follows:

| Verb          | Subject    | Adverb          | Object / Predicate | Place and Time Adverb |
|---------------|------------|-----------------|--------------------|-----------------------|
| <i>Hedder</i> | <i>jeg</i> |                 | <i>Vibeke?</i>     |                       |
| <i>Er</i>     | <i>det</i> |                 | <i>Michael?</i>    |                       |
| <i>Taler</i>  | <i>vi</i>  | <i>kun lidt</i> | <i>engelsk?</i>    |                       |
| <i>Kører</i>  | <i>vi</i>  |                 | <i>hjem</i>        | <i>nu?</i>            |

## **Verber (Udsagnsord) / Verbs**

In Danish (almost) all verbs add an *-r* to the infinitive to create the present tense in all persons, singular and plural. The future tense is the same form as the present tense.

### **Examples:**

| <b>Infinitive</b> | <b>Present tense,<br/>incl. 3rd ps. sg.</b> |          |        |
|-------------------|---|----------|--------|
| <i>At komme</i>   | <i>kommer</i>                               | to come  | comes  |
| <i>At møde</i>    | <i>møder</i>                                | to meet  | meets  |
| <i>At tale</i>    | <i>taler</i>                                | to speak | speaks |
| <i>At køre</i>    | <i>kører</i>                                | to drive | drives |
| <i>At sove</i>    | <i>sover</i>                                | to sleep | sleeps |
| <i>At tage</i>    | <i>tager</i>                                | to take  | takes  |
| <i>At gå</i>      | <i>går</i>                                  | to go    | goes   |



*Er* is the present tense of the auxiliary verb *at være* = to be. The present tense is *er* in all persons, singular and plural:

|                                |           |                      |     |
|--------------------------------|-----------|----------------------|-----|
| <i>jeg</i>                     | <i>er</i> | I                    | am  |
| <i>du</i>                      | <i>er</i> | you                  | are |
| <i>han, hun, den, det, man</i> | <i>er</i> | he / she / it<br>one | is  |
| <i>vi</i>                      | <i>er</i> | we                   | are |
| <i>I / De</i>                  | <i>er</i> | you                  | are |
| <i>de</i>                      | <i>er</i> | they                 | are |

## ***Personlige Pronominer (Personlige Stedord) / Personal Pronouns***

The personal pronouns are:

| Subject form                   |                     | Object form and with prepositions |                      |
|--------------------------------|---------------------|-----------------------------------|----------------------|
| <i>jeg</i>                     | I                   | <i>mig</i>                        | me                   |
| <i>du / De</i>                 | you                 | <i>dig / Dem</i>                  | you                  |
| <i>han, hun, den, det, man</i> | he, she, it,<br>one | <i>ham, hende, den, det, en</i>   | him, her, it,<br>one |
| <i>vi</i>                      | we                  | <i>os</i>                         | us                   |
| <i>I / De</i>                  | you                 | <i>jer / Dem</i>                  | you                  |
| <i>de</i>                      | they                | <i>dem</i>                        | them                 |

### **N.B. / Note**

The pronoun *De* (2nd person singular and plural) is still used in Denmark in formal situations. Members of the older generation may prefer to be addressed with *De* by persons unknown to them and might find *du* rude. *De* may be compared to the British 'Sir' and 'Madam,' and its usage denotes respect and distance. The major part of the population, however, uses *du* as the everyday pronoun when addressing others.

Until the mid 1950s, acquaintances, even friends, had to *drikke dus* (i.e. drink to *du*) before switching to this pronoun. This was done as a formal toast in which the participants linked arms.

**ORDLISTE / VOCABULARY**

**N.B.:** Verbs are indicated with the infinitive: læse, at.

Nouns are indicated with the gender: either n (common gender for both masculine and feminine) or t (neuter).

|                          |                        |
|--------------------------|------------------------|
| <i>at</i>                | that                   |
| <i>august</i>            | August                 |
| <i>bagage, n</i>         | luggage                |
| <i>bo, at</i>            | live                   |
| <i>bus, n</i>            | bus                    |
| <i>dansk</i>             | Danish                 |
| <i>den</i>               | it, that               |
| <i>der</i>               | there                  |
| <i>det</i>               | that, it               |
| <i>du</i>                | you                    |
| <i>efter</i>             | after                  |
| <i>engelsk</i>           | English                |
| <i>er</i>                | is                     |
| <i>fint</i>              | fine                   |
| <i>frisk</i>             | well, "fresh"          |
| <i>glad for</i>          | happy, glad            |
| <i>glæde sig til, at</i> | look forward to        |
| <i>gå, at</i>            | go                     |
| <i>hedde, at</i>         | be called              |
| <i>hej</i>               | hi                     |
| <i>hende</i>             | her                    |
| <i>hente, at</i>         | pick up                |
| <i>hjem, t</i>           | home (noun and adverb) |

|                       |                         |
|-----------------------|-------------------------|
| <i>hos</i>            | with                    |
| <i>hun</i>            | she                     |
| <i>hyggeligt</i>      | nice, cozy, great, cool |
| <i>i</i>              | in                      |
| <i>igen</i>           | again                   |
| <i>ja</i>             | yes                     |
| <i>jeg</i>            | I                       |
| <i>kan (at kunne)</i> | can                     |
| <i>komme, at</i>      | come                    |
| <i>kuffert, n</i>     | suitcase                |
| <i>kun</i>            | only                    |
| <i>køre, at</i>       | drive                   |
| <i>lang</i>           | long                    |
| <i>lidt</i>           | a little                |
| <i>læse, at</i>       | study, read             |
| <i>mere</i>           | more                    |
| <i>møde, at</i>       | meet                    |
| <i>nej</i>            | no                      |
| <i>nu</i>             | now                     |
| <i>og</i>             | and                     |
| <i>os</i>             | us                      |
| <i>på</i>             | on, at                  |
| <i>rejse, n</i>       | trip                    |
| <i>snart</i>          | soon                    |
| <i>sove, at</i>       | sleep                   |
| <i>så</i>             | so, then                |
| <i>tage, at</i>       | take                    |
| <i>tale, at</i>       | speak                   |

|                       |            |
|-----------------------|------------|
| <i>tid, n</i>         | time       |
| <i>til</i>            | to         |
| <i>træt</i>           | tired      |
| <i>universitet, t</i> | university |
| <i>ved</i>            | at, by     |
| <i>velkommen</i>      | welcome    |
| <i>vi</i>             | we         |
| <i>være, at</i>       | be         |

## **UDTRYK / EXPRESSIONS**

|                                      |                                |
|--------------------------------------|--------------------------------|
| <i>Velkommen til ...</i>             | Welcome to ...                 |
| <i>Det er hyggeligt at møde jer.</i> | It is nice to meet you (pl.).  |
| <i>Jeg glæder mig til ...</i>        | I look forward to ...          |
| <i>Jeg taler kun lidt dansk.</i>     | I only speak a little Danish.  |
| <i>Så går vi.</i>                    | Then we'll go. / Let's go now. |
| <i>Det er fint.</i>                  | It is fine.                    |

## ØVELSER / EXERCISES

### 1. *Indsæt den korrekte form af verbet i nutid.*

**Insert the correct form of the verb in the present tense.**

1. Jeg (at hedde) \_\_\_\_\_ Christine.
2. Jeg (at komme) \_\_\_\_\_ fra U.S.A.
3. Jeg (at tale) \_\_\_\_\_ kun lidt dansk.
4. (At tale) \_\_\_\_\_ du dansk?
5. Vibeke og Michael (at bo) \_\_\_\_\_ i Århus.
6. De (at køre) \_\_\_\_\_ hjem.
7. (At komme) \_\_\_\_\_ du med bussen?
8. Han (at møde) \_\_\_\_\_ Christine fra U.S.A.
9. Vibeke (at tage) \_\_\_\_\_ en kuffert.
10. (At gå) \_\_\_\_\_ I hjem nu?
11. (At være) \_\_\_\_\_ du træt?
12. Ja, jeg (at være) \_\_\_\_\_ træt.
13. Jeg (at sove) \_\_\_\_\_ efter rejsen.

### 2. *Lav sætningerne til spørgsmål og spørgsmålene til sætninger.*

**Make the statements into questions and the questions into statements.**

**Eksempel / Example:** Christine læser på Universitetet.  
Læser Christine på Universitetet?

1. Kommer hun til Danmark? \_\_\_\_\_
2. Hun kommer i august. \_\_\_\_\_
3. Vi er glade for at møde dig. \_\_\_\_\_
4. Er du træt? \_\_\_\_\_
5. Er der en kuffert mere? \_\_\_\_\_
6. Der kommer den. \_\_\_\_\_

7. Han taler dansk. \_\_\_\_\_
8. Bor de i Århus? \_\_\_\_\_
9. Kører de hjem? \_\_\_\_\_
10. Det er fint. \_\_\_\_\_

3. *Lav sætningerne om ved at ombytte pronominerne og ændre pronominet fra subjekt til objekt form.*

**Change the statements by switching the pronouns and changing the subject to object form.**

*Eksempel / Example:* **Jeg** kommer og bor hos **dig**.

**Du** kommer og bor hos **mig**.

1. **Jeg** kommer og bor hos **jer**. \_\_\_\_\_
2. **Du** kommer og bor hos **os**. \_\_\_\_\_
3. **Han** kommer og bor hos **dem**. \_\_\_\_\_
4. **Hun** kommer og bor hos **den**. \_\_\_\_\_
5. **Vi** kommer og bor hos **ham**. \_\_\_\_\_
6. **I** kommer og bor hos **mig**. \_\_\_\_\_
7. **De** kommer og bor hos **dig**. \_\_\_\_\_
8. **Den** kommer og bor hos **hende**. \_\_\_\_\_

4. *Sæt ordene i den rigtige ordstilling.*


**Place the words in the correct order.**

1. kommer    og    hun    bor    os    hos  
\_\_\_\_\_
2. nu    glad    jeg    er  
\_\_\_\_\_
3. i    rejsen    Århus    du    efter    er  
\_\_\_\_\_

**5. Oversæt til dansk.**  
**Translate into Danish.**

1. She studies at a university.  
\_\_\_\_\_
2. She comes from the U.S.  
\_\_\_\_\_
3. I am called Christine.  
\_\_\_\_\_
4. She is called Vibeke.  
\_\_\_\_\_
5. They are happy to meet her.  
\_\_\_\_\_
6. You only speak a little Danish.  
\_\_\_\_\_
7. Michael picks up Christine at the bus.  
\_\_\_\_\_
8. She lives with us for a long time.  
\_\_\_\_\_
9. I am tired. Are you tired?  
\_\_\_\_\_
10. She sleeps after the trip.  
\_\_\_\_\_
11. There it is.  
\_\_\_\_\_
12. She is going now.  
\_\_\_\_\_
13. Do we have the luggage?  
\_\_\_\_\_
14. Are you taking the suitcase?  
\_\_\_\_\_

(See answer key, pages 277–278.)





**Lektion 2**  
**Christines Familie**

---

**Lesson 2**  
**Christine's Family**

*Familien Jensen bor i Århus. De har et hus i nærheden af Risskov.<sup>1</sup> Huset er ikke stort, men der er en dejlig have.*

*Vibeke:*

*Se her, Christine. Her bor vi. Det er vores hus.*

*Christine:*

*Det er et pænt hus. Det er rødt. Er alle huse i Danmark røde?*

*Michael:*

*Ja, de fleste huse i Danmark er af røde eller gule mursten med rødt eller sort tag. Der er ikke mange træhuse her.*

*Vibeke:*

*Kom indenfor og sig hej til Mattias og Pernille. Mattias er vores søn, og Pernille er hans kæreste.<sup>2</sup>*

*Mattias:*

*Hej Christine. Jeg hedder Mattias. Jeg er glad for, at du skal bo her i et år. Vi skal nok<sup>3</sup> få det sjovt. Det er min kæreste Pernille.*

*Pernille:*

*Hej Christine. Velkommen til Århus.*

The Jensen family lives in Aarhus. They have a house near Risskov. The house is not big, but there is a lovely garden.

Vibeke:

Look here, Christine. This is where we live. This is our house.

Christine:

It is a nice house. It is red. Are all houses red in Denmark?

Michael:

Yes, most houses in Denmark are of red or yellow bricks with a red or black roof. There are not many wooden houses here.

Vibeke:

Come inside and say hi to Mattias and Pernille. Mattias is our son, and Pernille is his girlfriend.

Mattias:

Hi, Christine. My name is Mattias. I am happy that you will be living here for a year. We will surely have fun. This is my girlfriend Pernille.

Pernille:

Hi, Christine. Welcome to Aarhus.

*Christine:*

*Tak. Det bliver sjovt at lære jer at kende. Jeg håber, I kan vise mig Århus.*

*Vibeke:*

*Ja, det kan de helt sikkert. Men først vil jeg vise dig dit værelse. Her er det.*

*Christine:*

*Sikke et dejligt værelse. Det er en pæn seng og et flot skrivebord. Jeg kan også godt lide de søde billeder på væggen og de stribede gardiner.*

*Michael:*

*Det er vores ældste søns værelse. Han læser på Universitetet i København. Du møder ham, når han kommer hjem.*

*Christine:*

*Har han et hus i København?*

*Mattias:*

*Nej, min bror bor i en lille lejlighed. Det gør Pernille også.*

*Pernille:*

*Ja, jeg bor midt i byen i en meget lille 1-værelses lejlighed. Men den har et nyt badeværelse og køkken.*

*Christine:*

Thanks. Getting to know you will be fun. I hope you can show me Aarhus.

*Vibeke:*

Yes, they can surely do that. But first I want to show you your room. Here it is.

*Christine:*

What a lovely room. It is a nice bed and a great desk. I also like the cute pictures on the wall and the striped curtains.

*Michael:*

It is our eldest son's room. He studies in Copenhagen at the University. You will meet him when he comes home.

*Christine:*

Does he have a house in Copenhagen?

*Mattias:*

No, my brother lives in a small apartment. So does Pernille.

*Pernille:*

Yes, I live in the middle of the city in a very small one-room apartment. But it has a new bathroom and kitchen.

|   |  |
|---|--|
| <p><i>Christine:</i><br/><i>Har I flere børn?</i></p> <p><i>Vibeke:</i><br/><i>Nej, vi har kun Mattias og John. Mattias er den yngste, og han bor stadigvæk hjemme. John er den ældste, og han læser til ingeniør.</i></p> <p><i>Michael:</i><br/><i>Han kommer tit hjem og besøger os og sine bedsteforældre. Vi har en ekstra seng i kontoret, så der er god plads til ham.</i></p> <p><i>Mattias:</i><br/><i>Ja, og vi er også heldige, fordi vi har to badeværelser. Det er rart, når vi alle sammen skal af sted om morgenen.</i></p> <p><i>Vibeke:</i><br/><i>Nu skal vi have en kop te. Så kan Christine tage et brusebad og sove lidt bagefter.</i></p> <p><i>Christine:</i><br/><i>Ja tak, det lyder godt.</i></p> | <p>Christine:<br/>Do you have any more children?</p> <p>Vibeke:<br/>No, we only have Mattias and John. Mattias is the youngest and he still lives at home. John is the oldest, and he is studying to be an engineer.</p> <p>Michael:<br/>He often comes home to visit us and his grandparents. We have an extra bed in the office, so there is plenty of room for him.</p> <p>Mattias:<br/>Yes, and we are also lucky because we have two bathrooms. That is nice when we all have to leave in the morning.</p> <p>Vibeke:<br/>Now, let us have a cup of tea. Then Christine can take a shower and sleep a bit afterwards.</p> <p>Christine:<br/>Yes please, that sounds good.</p> |
|---|--|

### **Fodnoter / Footnotes**

1. Risskov is a suburb of Aarhus located near a forest and the coastline with several sandy beaches.
2. *Kæreste* means literally “dearest” and is used to designate either steady girlfriend or steady boyfriend. It encompasses all the denotations of “partner” and can also be used by same-sex couples.
3. *Nok* is a “filler word” which can change meaning depending on its context. Here it means “certainly,” “surely,” “indeed.”

## GRAMMATIK / GRAMMAR

### Substantiver (Navneord) / Nouns

In Danish, nouns are either common or neuter gender. Common gender is a combination of masculine and feminine gender and is indicated by the indefinite article *en* (a / an), so these words are called n-words. Neuter gender is indicated by the indefinite article *et* (a / an), so these words are called t-words. Seventy-five percent of nouns are n-words. There is no rule of thumb to help you remember the gender of a noun, so it is necessary to memorize the gender along with the word.

Nouns are conjugated in the definite and indefinite, singular and plural. The definite form of the noun is formed by adding *-n*, *-en*, *-t*, or *-et* to the indefinite form:

| Indefinite singular   |            | Definite singular   |              |
|-----------------------|------------|---------------------|--------------|
| <i>En seng</i>        | A bed      | <i>sengen</i>       | The bed      |
| <i>En have</i>        | A garden   | <i>haven</i>        | The garden   |
| <i>En søn</i>         | A son      | <i>sønnen</i>       | The son      |
| <i>Et hus</i>         | A house    | <i>huset</i>        | The house    |
| <i>Et kontor</i>      | An office  | <i>kontoret</i>     | The office   |
| <i>Et badeværelse</i> | A bathroom | <i>badeværelset</i> | The bathroom |

### Adjektiver (Tillægsord) / Adjectives

The basic form of the adjective is the 'n-form' which is used with n-words in the indefinite singular:

*stor – en stor seng* (big – a big bed)

The n-form is also used as a predicate with n-words:

*Sengen er stor.* (The bed is big.)

And it is used with personal pronouns in the singular:

*Han er sød.* (He is sweet.)

*Jeg er stor.* (I am big.)

*Du er glad.* (You are happy.)

With a t-word, a 't' is added to the adjective creating the 't-form' in the indefinite singular:

*stor – et stort hus* (big – a big house)

The t-form is also used as a predicate with t-words:

*Huset er stort.* (The house is big.)

And it is used with the pronoun *det* (it):

*Det er stort.* (It is big.)

In the plural, an 'e' is added to the adjective creating the 'e-form,' both for common and neuter gender.

In the indefinite plural:

*stor – store senge, store huse* (big – big beds, big houses)

In the definite plural:

*stor – de store senge, de store huse* (big – the big beds, the big houses)

An 'e' is also added in the definite singular, using *den* and *det* (the), for both genders:

*den store seng* (the big bed); *det store hus* (the big house)

The e-form is used when the adjective is a predicate to words in the plural:

*Sengene er store.* (The beds are big.)

*Husene er store.* (The houses are big.)

The e-form is used with personal pronouns in the plural:

*Vi er høje.* (We are tall.)

*I er søde.* (You are sweet.)

*De er glade.* (They are happy.)

The e-form is used with possessive pronouns:

*min store seng* (my big bed)

*dit store hus* (your big house)

*hans store have* (his big garden)

And, finally, the e-form is used with the possessive form of nouns (the genitive):

*Christines store seng* (Christine's big bed)

*Vibeke's gamle hus* (Vibeke's old house)

**Note:** In Danish there is no apostrophe in the genitive form of nouns, except with names ending in s:

*Mattias' seng* (Mattias' bed)

| Indefinite singular – n   | Indefinite singular – t   | Plural                                    |
|---------------------------|---------------------------|---|
| <i>En stor seng</i>       | <i>Et rødt hus</i>        | <i>store senge – røde huse</i>            |
| <i>En sort mursten</i>    | <i>Et gammelt tag</i>     | <i>sorte mursten – gamle tage</i>         |
| <i>En dejlig have</i>     | <i>Et pænt værelse</i>    | <i>dejlige haver – pæne værelser</i>      |
| <i>En sød kæreste</i>     | <i>Et flot skrivebord</i> | <i>søde kærester – flotte skriveborde</i> |
| <i>En doven søn</i>       | <i>Et sødt billede</i>    | <i>dovne sønner – søde billeder</i>       |
| <i>En lille lejlighed</i> | <i>Et nyt køkken</i>      | <i>små lejligheder – nye køkkener</i>     |

(More on adjectives in Lessons 3 and 4, pages 66, 87.)

## ***Possessive Pronominer (Ejestedord) / Possessive Pronouns***

|               | <b>n-words</b> | <b>t-words</b> | <b>Plural</b> |
|---------------|----------------|----------------|---------------|
| my, mine      | <i>min</i>     | <i>mit</i>     | <i>mine</i>   |
| your, yours   | <i>din</i>     | <i>dit</i>     | <i>dine</i>   |
| his           | <i>hans</i>    |                |               |
| her           | <i>hendes</i>  |                |               |
| one's         | <i>ens</i>     |                |               |
| its           | <i>dens</i>    | <i>dets</i>    |               |
| his, her      | <i>sin</i>     | <i>sit</i>     | <i>sine</i>   |
| our, ours     | <i>vores</i>   |                |               |
| your, yours   | <i>jeres</i>   |                |               |
| their, theirs | <i>deres</i>   |                |               |

### ***Eksempler / Examples:***

*Her er min seng.* (Here is my bed.)

*Her er dit hus.* (Here is your house.)

*Her er mine senge.* (Here are my beds.)

*Her er dine børn.* (Here are your children.)

*Her er hans have.* (Here is his garden.)

*Her er hendes kæreste.* (Here is her boyfriend.)

*Her er dens ben.* (Here is its bone.)

*Her er dets mad.* (Here is its food.)

*Her er vores bøger.* (Here are our books.)

*Her er jeres værelser.* (Here are your rooms.)

*Her er deres katte.* (Here are their cats.)

*Sin, sit* and *sine* refer back to the subject in the same sentence in the 3rd person singular.

*Hun kysser sin mand.* (She kisses her [own] husband.)

*Hun kysser hendes mand.* (She kisses her [somebody else's] husband.)



*Han kysser sin kone.* (He kisses his [own] wife.)  
*Han kysser hans kone.* (He kisses his [somebody else's] wife.)

*Hun kysser sit barn.* (She kisses her [own] child.)  
*Hun kysser hendes barn.* (She kisses her [somebody else's] child.)

*Han kysser sit barn.* (He kisses his [own] child.)  
*Han kysser hans barn.* (He kisses his [somebody else's] child.)

*Hun/han kysser sine børn.* (She/he kisses her [own] children.)  
*Hun/han kysser deres børn.* (She/he kisses their [somebody else's] children.)

*Sin, sit, sine* + a noun can NOT be the subject in a sentence:

*Hendes mand er sød.* (Her husband is nice.)  
*Hans kone er sød.* (His wife is nice.)  
*Hans/hendes børn er søde.* (His/her children are nice.)

## ORDLISTE / VOCABULARY

|                       |                     |
|-----------------------|---------------------|
| <i>1-værelses</i>     | one-room            |
| <i>af sted</i>        | leave, out the door |
| <i>alle</i>           | all                 |
| <i>alle sammen</i>    | all of us           |
| <i>badeværelse, t</i> | bathroom            |
| <i>bagefter</i>       | afterwards          |
| <i>barn, t (børn)</i> | child (children)    |
| <i>bedsteforældre</i> | grandparents        |
| <i>besøge, at</i>     | visit               |
| <i>billede, t</i>     | picture             |
| <i>brusebad, t</i>    | shower              |
| <i>by, n</i>          | city                |

|                       |                         |
|-----------------------|-------------------------|
| <i>de fleste</i>      | most                    |
| <i>dejlig</i>         | lovely                  |
| <i>den yngste</i>     | the youngest            |
| <i>ekstra</i>         | extra                   |
| <i>flere</i>          | more                    |
| <i>flot</i>           | handsome, nice-looking  |
| <i>først</i>          | first                   |
| <i>gardin, t</i>      | curtain                 |
| <i>god</i>            | good                    |
| <i>gul</i>            | yellow                  |
| <i>gør (at gøre)</i>  | does (to do)            |
| <i>hans</i>           | his                     |
| <i>have, n</i>        | garden                  |
| <i>hej = goddag</i>   | hi, hello = good-day    |
| <i>heldig</i>         | lucky                   |
| <i>helt sikkert</i>   | certainly               |
| <i>hus, t</i>         | house                   |
| <i>håbe, at</i>       | hope                    |
| <i>i nærheden af</i>  | close to, near to       |
| <i>ikke</i>           | not                     |
| <i>ja tak</i>         | yes thank you           |
| <i>kende, at</i>      | know                    |
| <i>kontor, t</i>      | office                  |
| <i>kop te, n</i>      | cup of tea              |
| <i>kun</i>            | only                    |
| <i>kunne lide, at</i> | like                    |
| <i>kæreste, n</i>     | girlfriend or boyfriend |
| <i>køkken, t</i>      | kitchen                 |
| <i>lejlighed, n</i>   | apartment               |
| <i>lyde, at</i>       | sound                   |

|                      |                      |
|----------------------|----------------------|
| <i>lære, at</i>      | learn                |
| <i>mange</i>         | many                 |
| <i>meget</i>         | very                 |
| <i>midt i</i>        | in the middle of     |
| <i>morgen, n</i>     | morning              |
| <i>mursten, n</i>    | brick                |
| <i>ny</i>            | new                  |
| <i>også</i>          | also                 |
| <i>plads, n</i>      | space                |
| <i>pæn</i>           | nice-looking         |
| <i>rar</i>           | nice                 |
| <i>rød</i>           | red                  |
| <i>seng, n</i>       | bed                  |
| <i>sig (at sige)</i> | say (to say)         |
| <i>sikke (en/et)</i> | what (a)             |
| <i>sine</i>          | his / her(s)         |
| <i>sjov</i>          | fun                  |
| <i>skal</i>          | shall                |
| <i>skrivebord, t</i> | desk (writing table) |
| <i>sort</i>          | black                |
| <i>sove, at</i>      | sleep                |
| <i>stadigvæk</i>     | still                |
| <i>stor</i>          | big                  |
| <i>stribet</i>       | striped              |
| <i>sød</i>           | cute, sweet          |
| <i>søn, n</i>        | son                  |
| <i>tag, t</i>        | roof                 |
| <i>tage, at</i>      | take                 |
| <i>tit</i>           | often                |
| <i>træhus, t</i>     | wooden house         |

|                   |        |
|-------------------|--------|
| <i>vis, at</i>    | show   |
| <i>vores</i>      | our    |
| <i>væg, n</i>     | wall   |
| <i>værelse, t</i> | room   |
| <i>ældste</i>     | oldest |

## UDTRYK / EXPRESSIONS

|                                 |  |
|---------------------------------|--|
| <i>Se her.</i>                  | Look here.   |
| <i>Kom indenfor.</i>            | Come inside, please.   |
| <i>lære jer at kende</i>        | get to know you all  |
| <i>Det kan de helt sikkert.</i> | Surely, they will be able to do that. (a reassuring expression)  |
| <i>tage et brusebad</i>         | take a shower (the most common form of taking a bath in Denmark) |

## ØVELSER / EXERCISES

1. *Indsæt den korrekte artikel, en eller et.*  
Fill in the correct article 'en' or 'et' (a / an).

|                |               |
|----------------|---------------|
| ___gardin      | ___barn       |
| ___væg         | ___mursten    |
| ___kontor      | ___køkken     |
| ___lejlighed   | ___tag        |
| ___badeværelse | ___billede    |
| ___træhus      | ___søn        |
| ___kæreste     | ___have       |
| ___by          | ___værelse    |
| ___seng        | ___plads      |
| ___morgen      | ___brusebad   |
| ___kop te      | ___skrivebord |

2. **Gå fra ubestemt til bestemt form.**

**Change from the indefinite to the definite form of the noun.**

**Example:**

Her er en søn med en kæreste.

Her er sønnen med kæresten.

1. Her er et hus med en have. \_\_\_\_\_
2. Her er et hus med et tag. \_\_\_\_\_
3. Det er et køkken med et bord. \_\_\_\_\_
4. Et brusebad er i et badeværelse. \_\_\_\_\_
5. En seng er i et kontor. \_\_\_\_\_
6. Et barn har et værelse. \_\_\_\_\_

3. **Indsæt den korrekte form af den eller det.**

**Fill in the correct form of 'den' or 'det' (the).**

- |                     |                       |
|---------------------|-----------------------|
| ___ store hus       | ___ gamle seng        |
| ___ lille værelse   | ___ søde barn         |
| ___ røde væg        | ___ sorte tag         |
| ___ store have      | ___ flotte skrivebord |
| ___ nye badeværelse | ___ pæne køkken       |
| ___ gule kontor     | ___ sribede gardin    |
| ___ søde kæreste    | ___ dejlige kop te    |
| ___ gode morgen     |                       |

4. **Gå fra ubestemt til bestemt form.**

**Change from the indefinite to the definite.**

Vibeke har et stort hus.

Vibeke har det store hus.

Det er Vibekes store hus.

Det store hus er Vibekes.

Christine har et pænt værelse.

\_\_\_\_\_

\_\_\_\_\_

\_\_\_\_\_

Mattias har en sød kæreste.

---



---



---

Pernille har en lille lejlighed.

---



---



---

Pernille har et nyt køkken.

---



---



---

Michael har et gammelt hus.

---



---



---

### 5. *Indsæt adjektivet.*


**Insert the correct form of the adjective.**

1. Familien Jensen bor i et \_\_\_\_\_ (gammel) hus.
2. De har en \_\_\_\_\_ (dejlig) have.
3. Deres hus er \_\_\_\_\_ (lille).
4. Der er et \_\_\_\_\_ (stribet) gardin.
5. Der er \_\_\_\_\_ (sød) billeder på væggen.
6. De har et \_\_\_\_\_ (rød) hus.
7. Pernille har en \_\_\_\_\_ (lille) bog.
8. Mattias har et \_\_\_\_\_ (flot) skrivebord.
9. Vibeke er glad for et \_\_\_\_\_ (sort) tag.
10. Michael sover i en \_\_\_\_\_ (stor) seng.

6. *Oversæt til dansk.*  
**Translate into Danish.**

1. Christine is very tired.  
\_\_\_\_\_
2. She likes her room.  
\_\_\_\_\_
3. She likes the nice curtains.  
\_\_\_\_\_
4. She is looking forward to getting to know Aarhus.  
\_\_\_\_\_
5. The house has a black roof.  
\_\_\_\_\_
6. The wooden house is red.  
\_\_\_\_\_
7. The family lives near the big city.  
\_\_\_\_\_
8. They have a nice, big garden.  
\_\_\_\_\_
9. Can you show me my room?  
\_\_\_\_\_
10. She lives in a small apartment.  
\_\_\_\_\_
11. Does he study to be an engineer?  
\_\_\_\_\_
12. Say hello to my son and his sweet girlfriend.  
\_\_\_\_\_
13. First she will show her her room.  
\_\_\_\_\_
14. Her son and his girlfriend are happy.  
\_\_\_\_\_

(See answer key, pages 278–279.)





**Lektion 3**  
**En God Dag**

---

**Lesson 3**  
**A Good Day**

*Michael arbejder med computere. Han har sit eget firma i Århus. Vibeke er lærer på et gymnasium<sup>1</sup> uden for Århus. De har begge to fuldtidsjob. Det er mandag<sup>2</sup>, og de står op kl. 7.<sup>3</sup>*

*Vibeke:*

*Godmorgen Michael. Vil<sup>4</sup> du have en kop kaffe? Jeg vil have te, men jeg kan også godt lave kaffe til dig.*

*Michael:*

*Godmorgen Vibeke. Ja tak, det vil være alle tiders. Så kan jeg smøre en madpakke til dig, mens jeg venter på kaffen. Gider du godt række mig en kniv? Tak. Vil du have en eller to boller?*

*Vibeke:*

*Jeg vil gerne have to boller. Jeg skal arbejde længe i dag, så du må godt lave en lækker og indbydende madpakke!*

*Michael:*

*Ja, ja, nu må du ikke forvente for meget! Jeg skal gøre mit bedste. Kan du ikke tage noget kød op af fryseren til i aften, så skal jeg nok lave mad. Jeg kommer sikkert hjem før dig.*

Michael works with computers. He has his own company in Aarhus. Vibeke is a teacher at a gymnasium outside of Aarhus. They both work full time. It is Monday, and they get up at 7.

Vibeke:

Good morning, Michael. Would you like a cup of coffee? I want tea, but I can also make coffee for you.

Michael:

Good morning, Vibeke. Yes, please, that would be great. Then I can make a sack lunch for you while I am waiting for the coffee. Would you hand me a knife, please? Thank you. Would you like one or two rolls?

Vibeke:

I would like two rolls. I have to work late today, so it would be good if you made a delicious and inviting sack lunch!

Michael:

Yes, yes, now don't expect too much! I will do my best. Can you take some meat out of the freezer for tonight; then I will cook. I will probably get home before you do.

*Vibeke:*

*Jo, det er helt fint. Her er noget hakket svinekød til karbonader. Jeg går lige i bad og vasker mig, børster tænder, og så cykler jeg af sted. Kan du have en rigtig god dag. Vi ses.*

*Vibeke cykler på arbejde hver dag. Hun kan godt lide at få motion og røre sig. Michael kører med bus, fordi han er mere doven end Vibeke!*

*Michael kommer hjem kl. 17. Så går han i gang med at rydde op og lave mad. Vibeke kommer hjem kl. 17,30, og så kan de spise sammen kl. 18,30. Mattias er ikke hjemme i dag, fordi han er hos Pernille. Men Christine vil gerne spise med.*

*Christine:*

*Det ser spændende ud. Hvad er det?*

*Michael:*

*Det er karbonader, kartofler, salat og sovs. Vi kan godt lide sund mad.*

*Vibeke:*

*Ja, og vi prøver at købe økologiske produkter. De er lidt dyrere men meget bedre og friskere.*

*Vibeke:*

Sure, that is fine. Here is some ground pork for pork patties. I'll just take a shower and get washed, brush my teeth, and then I will ride off on my bike. Have a really good day. See you later.

Vibeke rides her bike to work every day. She likes to get exercise and move. Michael rides the bus, because he is lazier than Vibeke!

Michael comes home at 5 pm. Then he starts picking up and cooking. Vibeke comes home at 5:30 pm, and then they can eat together at 6:30 pm. Mattias isn't home today because he is at Pernille's. But Christine would like to eat with them.

*Christine:*

That looks exciting. What is it?

*Michael:*

It is pork patties, potatoes, salad and gravy. We like healthy food.

*Vibeke:*

Yes, and we try to buy organic products. They are a bit more expensive, but much better and fresher.

*Christine:*

*Det er rart at spise  
hjemmelavet mad.*

*Michael:*

*Jamen vi laver da selv mad  
næsten hver aften, hvis vi altså<sup>5</sup>  
ikke skal til møder.*

*Vibeke:*

*Og om sommeren<sup>6</sup> spiser vi  
mange ting fra haven. Vi dyrker  
grøntsager og bær, og især nye  
kartofler er bare det lækreste.*

*Michael:*

*Om vinteren, når det er  
hundekoldt,<sup>7</sup> er det rart med  
varm mad. Og så hygger vi  
os tit med varm kakao og  
flødeskum.*

*Christine:*

*Men er der meget sne her?*

*Vibeke:*

*Nej, vi får ikke ret meget sne.  
Det er dejligt, hvis det bliver en  
hvid jul. Men det sker desværre  
ikke ofte. Derimod er det tit  
koldt, mørkt og vådt, og dagene  
er meget korte.*

*Christine:*

*Uha, det lyder ikke godt.*

*Christine:*

*It is nice to eat home-cooked  
food.*

*Michael:*

*But we cook food from  
scratch almost every day; that  
is if we don't have to go to  
meetings.*

*Vibeke:*

*And in the summer we eat  
many things from the garden.  
We grow vegetables and berries,  
and especially new potatoes are  
just the most delicious thing.*

*Michael:*

*In the winter when it is  
freezing cold, it is nice with hot  
food. And then we often have a  
good time with hot cocoa and  
whipped cream.*

*Christine:*

*But is there a lot of snow here?*

*Vibeke:*

*No, we don't get much snow.  
It is nice if we get a white  
Christmas. But unfortunately  
it doesn't happen often. On the  
contrary, it is often cold, dark,  
and wet, and the days are very  
short.*

*Christine:*

*Oh dear, that doesn't sound  
good.*

*Michael:*

*Nej, men du kan tro, du vil nyde foråret og efteråret. Det er smukke årstider. Nu skal vi have dessert.*

*Vibeke:*

*Tak for mad.<sup>8</sup> Nu skal jeg lige lave lidt hjemmearbejde til i morgen. Har du også lektier, Christine?*

*Christine:*

*Nej, vi skal snakke sammen i en uge på Universitetet. Hvornår plejer I at gå i seng?*

*Michael:*

*Vi plejer at gå i seng ved 23,30-tiden. Hvad med dig?*

*Christine:*

*Jo, det gør jeg også. Jeg vil gerne lige se lidt fjernsyn først, så godnat.*

*Vibeke og Michael:*

*Godnat og sov godt.*

*Michael:*

No, but you will really enjoy the spring and the fall. Those are beautiful seasons. Now we are having dessert.

*Vibeke:*

Thank you for the food. Now I just have to do a bit of homework for tomorrow. Do you also have homework, Christine?

*Christine:*

No, we are going to talk to each other for a week at the University. When do you usually go to bed?

*Michael:*

We usually go to bed around 11:30 pm. What about you?

*Christine:*

Yes, I do that too. I just want to watch a bit of TV first, so good night.

*Vibeke and Michael:*

Good night and sleep tight.

## **Fodnoter / Footnotes**

1. A gymnasium is the equivalent of the last two years of high school and first two years of college in the United States. Students are admitted following either 9th or 10th grade and spend three years studying both broad and specialized subjects. The graduation exam, called *Studentereksamen*, is the entry requirement for all universities and institutions of higher learning in Denmark. See the section on Education in Denmark (pages 13–14) for more information.

2. The days of the week are: *mandag, tirsdag, onsdag, torsdag, fredag, lørdag, søndag*.

*Der er syv dage i en uge.* (There are seven days in a week.)

*Der er ca. fire uger i en måned.* (There are approximately four weeks in a month.)

*Der er tolv måneder i et år.* (There are twelve months in a year.)

3. *Hvad er klokken?* (What time is it?)

(See Numbers, page 190.)

|       |   |                                |
|-------|---|--------------------------------|
| 12    | <i>Klokken er tolv (middag).</i>              | It is twelve o'clock (midday). |
| 24    | <i>Klokken er fireogtyve (midnat).</i>        | It is twelve am (midnight).    |
| 4,10  | <i>Klokken er ti minutter over fire.</i>      | It is ten past four.           |
| 9,20  | <i>Klokken er tyve minutter over ni.</i>      | It is twenty past nine.        |
| 5,50  | <i>Klokken er ti minutter i seks.</i>         | It is ten to six.              |
| 6,40  | <i>Klokken er tyve minutter i syv.</i>        | It is twenty to seven.         |
| 2,15  | <i>Klokken er et kvarter / kvart over to.</i> | It is quarter past two.        |
| 7,45  | <i>Klokken er et kvarter / kvart i otte.</i>  | It is quarter to eight.        |
| 1,30  | <i>Klokken er halv to.</i>                    | It is one-thirty.              |
| 10,30 | <i>Klokken er halv elleve.</i>                | It is ten-thirty.              |

In Danish, pm. time can be indicated in two ways: either by using the 24-hour day, or by indicating with words or from the context that you are talking about afternoon, evening, and night: 7,00 = 7 am; 19,00 = 7 pm.

The hour is indicated thus: *klokken 7* (7 am); *klokken 8* (8 am); *klokken 9* (9 am); etc.

Past the hour is indicated by 'over': *klokken ti minutter over 7* (7,10); *klokken tyve minutter over 8* (8,20); *klokken femogtyve minutter over 9* (9,25); etc.

Before the hour is indicated by 'i': *klokken femogtyve minutter i 7* (6,35); *klokken tyve minutter i 8* (7,40); *klokken ti minutter i 9* (8,50); etc.

15 minutes is called *et kvarter*: 7,15 = *et kvarter / kvart over syv*  
7,45 = *et kvarter / kvart i otte*

The half hour is called *halv*: 7,30 = *halv otte*  
9,30 = *halv ti*

**Note:** If choosing to say the numbers larger than 12, it is not possible to say *et kvarter / kvart* and *halv*

14,15 = *kvart over to*, NOT *kvart over fjorten*

15,45 = *kvart i fire*, NOT *kvart i seksten*

16,30 = *halv fem*, NOT *halv sytten*

21,30 = *halv ti*, NOT *halv toogtyve*

What time is it? = *Hvad er klokken?*

And the answer is: *Klokken er ...*

4. The modal verbs are: *ville, skulle, kunne, måtte, burde, turde, gide*.  
(See Grammar, page 68.)
5. *Altså* is a “filler word” acquiring its meaning from the context. Here it means “that is.” It can also mean: “consequently,” “therefore,” “so,” and “really.”
6. *De fire årstider er /* The four seasons are:
  - en sommer – sommeren* (summer)
  - et efterår – efteråret* (fall)
  - en vinter – vinteren* (winter)
  - et forår – foråret* (spring)
  - om sommeren* (in the summer)
  - om efteråret* (in the fall)
  - om vinteren* (in the winter)
  - om foråret* (in the spring)
7. *Hundekoldt*, literally “dogcold,” means really freezing.
8. *Tak for mad* is a standard courtesy expression said at the end of each meal by the recipient of the food. It is polite to say this and by some considered incredibly impolite to omit it.

## GRAMMATIK / GRAMMAR

### *Adjektiver (Tillægsord) / Adjectives* (continued)

Some adjectives do not change form according to gender but only have one form. For example:

- moderne* (modern)
- stille* (quiet)
- bange* (afraid)
- spændende* (exciting)
- rask* (healthy)

*Lille* always stays the same in the singular, but changes to *små* in the plural:

- en lille pige* (a little girl)
- to små piger* (two small girls)

The present participle of verbs acting as adjectives has only one form:

- irriterende* (annoying)
- en irriterende bog* (an annoying book)
- et irriterende ord* (an annoying word)
- irriterende personer* (annoying persons)
- sovende* (sleeping)
- kommende* (coming)
- smilende* (smiling)

Adjectives ending in *t* (e.g., *flot*) do not change their form:

- en flot bog* (a handsome book)
- et flot hus* (a handsome house)



Some adjectives double their consonant in the e-form:

- flot* – *flotte* (handsome)
- en flot bog* (a handsome book)
- den flotte bog* (the handsome book)
- flotte bøger* (handsome books)
- de flotte bøger* (the handsome books)
- smuk* – *smukke* (beautiful)
- træt* – *trætte* (tired)
- langsom* – *langsomme* (slow)

Adjectives ending in a vowel have no e-form:

- en blå bog* (a blue book)
- den blå bog* (the blue book)
- blå bøger* (blue books)

Adjectives and past participles of verbs acting as adjectives ending in *-et* change in the e-form to *-ede*:

- stribet* – *stribede* (striped)
- snavset* – *snavsede* (dirty)
- åbnet* – *åbnede* (opened)
- lukket* – *lukkede* (closed)
- en lukket dør* (a closed door)
- den lukkede dør* (the closed door)
- lukkede døre* (closed doors)

Adjectives ending with unstressed *-en*, *-el*, or *-er* lose an 'e' in the e-form:

- doven* – *dovne* (lazy)
- en doven person* (a lazy person)
- den dovne person* (the lazy person)
- dovne personer* (lazy persons)
- de dovne personer* (the lazy persons)
- sikker* – *sikre* (certain)
- gammel* – *gamle* (old)

Sometimes it is possible to create an adjective meaning just **the opposite** by adding a 'u' to the word:

*lykkelig – ulykkelig* (happy – unhappy)

*sund – usund* (healthy – unhealthy)

(Adjectives are also conjugated in degrees. See Lesson 4, page 87.)

### **Modalverber (Mådesudsagnsord) / Modal Verbs**

The modal verbs are combined with another verb in the infinitive. They express the speaker's attitude.

| <b>Infinitive</b> | <b>Present tense</b> | <b>Past tense</b> | <b>Perfect tense</b>   | <b>English</b>                  |
|-------------------|----------------------|-------------------|------------------------|---------------------------------|
| <i>At skulle</i>  | <i>Jeg skal</i>      | <i>Jeg skulle</i> | <i>Jeg har skullet</i> | To have to                      |
| <i>At ville</i>   | <i>Jeg vil</i>       | <i>Jeg ville</i>  | <i>Jeg har villet</i>  | To want to                      |
| <i>At kunne</i>   | <i>Jeg kan</i>       | <i>Jeg kunne</i>  | <i>Jeg har kunnet</i>  | To be able to                   |
| <i>At måtte</i>   | <i>Jeg må</i>        | <i>Jeg måtte</i>  | <i>Jeg har måttet</i>  | To be allowed to / to have to   |
| <i>At burde</i>   | <i>Jeg bør</i>       | <i>Jeg burde</i>  | <i>Jeg har burdet</i>  | To ought to                     |
| <i>At turde</i>   | <i>Jeg tør</i>       | <i>Jeg turde</i>  | <i>Jeg har turdet</i>  | To dare                         |
| <i>At gide</i>    | <i>Jeg gider</i>     | <i>Jeg gad</i>    | <i>Jeg har gidet</i>   | To take the trouble to, to mind |

#### **At skulle:**

Expresses the future – a plan:

*Jeg skal spise morgenmad.* (I am going to eat breakfast.)

*Vi skal spille tennis i morgen.* (We are going to play tennis tomorrow.)

A promise:

*Jeg skal nok lave mad.* (I will certainly cook dinner.)

*Vi skal nok komme hjem.* (We will be sure to come home.)

A necessity:

*Jeg skal læse lektier nu.* (I have to do my homework now.)

Without the infinitive, *skal* expresses where one is going:

*Hvor skal du hen?* (Where are you going?)

*Jeg skal til Italien.* (I am going to Italy.)

*Vi skal hjem nu.* (We have to go home now.)

*Han skal i skole.* (He is going to school. / He has to go to school.)

**At ville:**

Expresses volition:

*Jeg vil selv lave mad.* (I will cook the food myself.)

*Han vil sove nu.* (He wants to sleep now.)

A wish:

*Jeg vil gerne besøge dig.* (I would like to visit you.)

*Han vil gerne lære dansk.* (He would like to learn Danish.)

The future:

*Jeg tror, det vil regne i morgen.* (I think it will rain tomorrow.)

*Han vil måske rejse til Mars.* (Maybe he will travel to Mars.)

**At kunne:**

Expresses a possibility:

*Jeg kan spise med min kone.* (I can eat with my wife.)

A skill:

*Jeg kan lave mad.* (I can cook.)

An ability:

*En fugl kan flyve.* (A bird can fly.)

**At måtte:**

Expresses permission or lack of same:

*Du må ikke cykle her.* (You cannot ride your bike here.)

A necessity:

*Jeg må hellere gå nu, for jeg skal spise kl. 18.* (I must leave now, for I am eating at 6 pm.)

An assumption:

*Vibeke må være træt.* (Vibeke must be tired.)

**At burde:**

Expresses that something is morally right:

*Alle børn bør spise hver dag.* (All children ought to eat every day.)

Or healthy or sensible:

*Alle børn bør vaske sig hver dag.* (All children ought to wash every day.)

**At turde:**

Most often used with 'not' and expresses fear of doing something:

*Jeg tør ikke cykle i skole.* (I dare not ride my bike to school.)

**At gide:**

Is used in questions, meaning "please":

*Gider du lige række mig bogen?* (Would you please hand me the book?)

And in negative sentences meaning "I don't feel like doing ...":

*Vi gider ikke spise pizza i aften.* (We don't feel like eating pizza tonight.)

It is quite common to use the infinitive with *at*:

*Gider du lige at hente mælken på bordet?* (Would you please get the milk on the table?)

It is not very nice to answer in the negative:

*Nej, det gider jeg ikke.* (No, I can't be bothered. / No, I don't want to.)

## ORDLISTE / VOCABULARY

|                          |                                |
|--------------------------|--------------------------------|
| <i>aften, n</i>          | evening                        |
| <i>alle tiders</i>       | great (the best of all times!) |
| <i>arbejde, at</i>       | work                           |
| <i>begge</i>             | both                           |
| <i>bolle, n</i>          | roll                           |
| <i>bus, n</i>            | bus                            |
| <i>bær, t</i>            | berry                          |
| <i>børste tænder, at</i> | brush one's teeth              |
| <i>derimod</i>           | on the contrary                |
| <i>dessert, n</i>        | dessert                        |
| <i>desværre</i>          | unfortunately                  |
| <i>doven</i>             | lazy                           |
| <i>dyrke, at</i>         | grow                           |
| <i>eget</i>              | own                            |
| <i>firma, t</i>          | company                        |
| <i>fjernsyn, t</i>       | TV                             |
| <i>flødeskum, t</i>      | whipped cream                  |
| <i>forvente, at</i>      | expect                         |
| <i>fryser, n</i>         | freezer                        |

|                          |                           |
|--------------------------|---------------------------|
| <i>fuldtidsjob, t</i>    | full-time job             |
| <i>før</i>               | before                    |
| <i>gide, at</i>          | take the trouble to, mind |
| <i>godmorgen</i>         | good morning              |
| <i>godnat</i>            | good night                |
| <i>grøntsager, n, pl</i> | vegetables                |
| <i>gå i bad, at</i>      | take a shower             |
| <i>gå i gang med, at</i> | start with                |
| <i>gå i seng, at</i>     | go to bed                 |
| <i>hakked</i>            | ground                    |
| <i>have, n</i>           | garden                    |
| <i>hjemmearbejde, t</i>  | homework                  |
| <i>hjemmelavet</i>       | homemade                  |
| <i>hvid</i>              | white                     |
| <i>hygge sig, at</i>     | have a cozy time          |
| <i>indbydende</i>        | inviting                  |
| <i>især</i>              | especially                |
| <i>jul, n</i>            | Christmas                 |
| <i>kakao, n</i>          | cocoa                     |
| <i>karbonade, n</i>      | breaded pork patty        |
| <i>kartoffel, n</i>      | potato                    |
| <i>kniv, n</i>           | knife                     |
| <i>kold</i>              | cold                      |
| <i>kort</i>              | short                     |
| <i>kød, t</i>            | meat                      |
| <i>lave mad, at</i>      | cook                      |
| <i>lave, at</i>          | make                      |
| <i>lektie, n</i>         | homework                  |

|                          |                      |
|--------------------------|----------------------|
| <i>lige</i>              | just                 |
| <i>lækker</i>            | delicious            |
| <i>længe</i>             | for a long time      |
| <i>lærer, n</i>          | teacher              |
| <i>madpakke, n</i>       | sack lunch           |
| <i>mange</i>             | many                 |
| <i>med</i>               | with                 |
| <i>mørk</i>              | dark                 |
| <i>noget</i>             | some                 |
| <i>ny</i>                | new                  |
| <i>nyde, at</i>          | enjoy                |
| <i>næsten</i>            | almost               |
| <i>pleje, at</i>         | do as a rule         |
| <i>produkt, t</i>        | product              |
| <i>prøve, at</i>         | try                  |
| <i>ret meget</i>         | a lot                |
| <i>rigtig</i>            | really               |
| <i>rydde op, at</i>      | pick up in the house |
| <i>række, at</i>         | hand                 |
| <i>røre sig, at</i>      | move                 |
| <i>smøre, at</i>         | make (to butter)     |
| <i>snakke sammen, at</i> | talk to each other   |
| <i>sne, n</i>            | snow                 |
| <i>sovs, n</i>           | gravy                |
| <i>spise med, at</i>     | join in the meal     |
| <i>spændende</i>         | exciting             |
| <i>stå op, at</i>        | get up               |
| <i>sund</i>              | healthy              |

|                      |   |
|----------------------|---|
| <i>svinekød, t</i>   | pork  |
| <i>ting, n</i>       | thing                                       |
| <i>tro, at</i>       | believe                                     |
| <i>uge, n</i>        | week  |
| <i>vaske sig, at</i> | wash oneself                                |
| <i>vente, at</i>     | wait  |
| <i>vi ses</i>        | see you later (lit. we will see each other) |
| <i>våd</i>           | wet   |
| <i>økologisk</i>     | organic                                     |

## UDTRYK / EXPRESSIONS

|                            |                                 |
|----------------------------|---------------------------------|
| <i>Det vil være fint.</i>  | That would be great.            |
| <i>Hav en god dag.</i>     | Have a good day.                |
| <i>Du kan tro ...</i>      | You better believe ... / Really |
| <i>Hvad med dig?</i>       | What / How about you?           |
| <i>Godnat og sov godt.</i> | Good night and sleep tight.     |

## ØVELSER / EXERCISES

### 1. *Indsæt den korrekte ugedag.*

**Insert the correct day of the week. (See page 64, note 2.)**

- I dag er det mandag. I morgen er det \_\_\_\_\_
- I morgen er det torsdag. I dag er det \_\_\_\_\_
- I dag er det fredag. I morgen er det \_\_\_\_\_
- I morgen er det fredag. I dag er det \_\_\_\_\_
- I dag er det lørdag. I morgen er det \_\_\_\_\_
- I morgen er det tirsdag. I dag er det \_\_\_\_\_
- I dag er det torsdag. I morgen er det \_\_\_\_\_



**2. Skriv hvad klokken er.**

**Write what time it is. (See page 64, note 3.)**

1. 10,15 \_\_\_\_\_
2. 8,07 \_\_\_\_\_
3. 15,23 \_\_\_\_\_
4. 13,30 \_\_\_\_\_
5. 7,12 \_\_\_\_\_
6. 9,45 \_\_\_\_\_
7. 18,10 \_\_\_\_\_
8. 19,50 \_\_\_\_\_
9. 23,55 \_\_\_\_\_
10. 11,18 \_\_\_\_\_

**3. Indsæt adjektivet i den rigtige form.**

**Insert the adjective in the correct form.**

1. lille: den \_\_\_\_\_ pige; det \_\_\_\_\_ hus
2. spændende: den \_\_\_\_\_ mad; det \_\_\_\_\_ billede
3. flot: den \_\_\_\_\_ bog; det \_\_\_\_\_ bord
4. smuk: den \_\_\_\_\_ kvinde; det \_\_\_\_\_ barn
5. moderne: den \_\_\_\_\_ sweater; det \_\_\_\_\_ produkt
6. blå: den \_\_\_\_\_ bus; det \_\_\_\_\_ billede
7. sød: den \_\_\_\_\_ mad; det \_\_\_\_\_ liv
8. hvid: den \_\_\_\_\_ jul; det \_\_\_\_\_ bær
9. stribet: en \_\_\_\_\_ seng; den \_\_\_\_\_ seng
10. stribet: et \_\_\_\_\_ bord; det \_\_\_\_\_ bord
11. lukket: en \_\_\_\_\_ dør; den \_\_\_\_\_ dør
12. lukket: et \_\_\_\_\_ firma; det \_\_\_\_\_ firma
13. snavset: en \_\_\_\_\_ kniv; den \_\_\_\_\_ kniv
14. doven: en \_\_\_\_\_ mand; den \_\_\_\_\_ mand
15. gammel: et \_\_\_\_\_ bær; det \_\_\_\_\_ bær
16. sikker: et \_\_\_\_\_ job; det \_\_\_\_\_ job

#### 4. *Indsæt det rigtige modal verbum.*

##### **Insert the correct modal verb.**

1. *Jeg \_\_\_\_\_ gerne spise kl. 18.*  
(I would like to eat at 6 pm.)
2. *Han \_\_\_\_\_ ikke finde bogen.*  
(He can't find the book.)
3. *Vi \_\_\_\_\_ godt snakke sammen her.*  
(We are allowed to talk here.)
4. *De \_\_\_\_\_ godt cykle i byen.*  
(They dare ride their bikes in town.)
5. *Du \_\_\_\_\_ spise din salat.*  
(You must eat your salad.)
6. *Hun \_\_\_\_\_ lave lektier nu.*  
(She ought to do her homework now.)
7. *I \_\_\_\_\_ komme i morgen.*  
(You shall come tomorrow.)
8. *Den kat \_\_\_\_\_ sove hele tiden.*  
(That cat can sleep all the time.)

#### 5. *Oversæt til dansk.*

##### **Translate into Danish.**

1. She eats the good roll.  
\_\_\_\_\_
2. We read many good books in the summer.  
\_\_\_\_\_
3. They believe it is really cold in winter.  
\_\_\_\_\_
4. The best garden is hers, not his.  
\_\_\_\_\_
5. She eats the biggest pork patty (of them all).  
\_\_\_\_\_

6. Their youngest son has a blue bike.  
\_\_\_\_\_
7. Warm homemade food is nice to eat.  
\_\_\_\_\_
8. He likes to pick up in the house and cook for his wife.  
\_\_\_\_\_
9. I like Danish better than English.  
\_\_\_\_\_
10. They look forward to a white Christmas with lots of snow.  
\_\_\_\_\_
11. The best lunch is green salad, white rolls / ryebread, and tea.  
\_\_\_\_\_
12. You must wash yourself and brush your teeth before you go to work.  
\_\_\_\_\_  
\_\_\_\_\_
13. You can ride your new, red bike at 5 pm in the city.  
\_\_\_\_\_
14. It is nice to exercise and then eat a delicious dinner.  
\_\_\_\_\_

(See answer key, pages 279–281.)



**Lektion 4**  
**Dyrker du sport?**

---

**Lesson 4**  
**Do you do sports?**

*Sidst i september<sup>1</sup> måned synes<sup>2</sup> Christine, at hun har energi til at lave noget nyt. Hun snakker derfor med Pernille om at dyrke motion.*

*Christine:*

*I USA går jeg til aerobics og løbetræner to gange om ugen. Tror du,<sup>2</sup> jeg kan komme i gang med at træne her? Jeg vil gerne holde mig i form!*

*Pernille:*

*Ja, helt sikkert. Jeg er medlem af et fitness center, så du kan komme med mig og få en prøvetime. Så kan du se, om du kan lide det.*

*Næste dag tager Pernille og Christine i fitness centret på Ringgaden. De møder Pernilles veninde, Anne Marie, og sammen prøver de en step klasse. Bagefter træner de ved maskinerne i en time.*

*Christine:*

*Det er rigtig dejligt at få motion igen. Jeg tror, jeg gerne vil melde mig ind i det her center. Hvad koster det—er det dyrt?*

*Anne Marie:*

*Ja, det er ikke helt billigt, men du kan få rabat som*

At the end of the month of September, Christine feels that she has the energy to do something new. Therefore, she talks to Pernille about exercising.

Christine:

In the U.S. I do aerobics and run twice a week. Do you think I can get started exercising here? I would like to stay in shape!

Pernille:

Yes, definitely. I am a member of a fitness center, so you can go with me and have a trial-class. Then you can see if you like it.

The next day, Pernille and Christine go to the fitness center at Ringgaden. They meet Pernille's friend, Anne Marie, and together they try a step-class. Afterwards they work at the machines for an hour.

Christine:

It is really nice to exercise again. I think I would like to be a member of this center. How much is it—is it expensive?

Anne Marie:

Yes, it is not altogether inexpensive, but you can get a

*studerende. Jeg har været medlem i lang tid og er rigtig glad for det. Pernille har været medlem endnu længere end mig. Jeg kan godt lide at holde mig i form.*

*Christine:  
Dyrker du også andre former for sport?*

*Anne Marie:  
Ja, jeg har spillet badminton i mange år. Det er en supergod sport, for du rører dig utroligt meget. Du skal både være hurtig og stærk, og jeg har mine bedste venner i badmintonklubben.*

*Pernille:  
Anne Marie er rigtig god til badminton. Hun har vundet mange mesterskaber. Er det en sport, du kender, Christine?*

*Christine:  
Ja og nej, men man spiller kun badminton på græsplænen i baghaven i USA. Hvad er 'badminton-klubben'?*

*Anne Marie:  
Her melder man sig ind i en klub for at dyrke sport. Der er gymnastik i skolen, men de fleste unge går til noget uden for skoletiden. Der er mange forskellige sports-og*

student discount. I have been a member for a long time and really like it. Pernille has been a member even longer than me. I like staying in shape.

Christine:  
Do you also do other forms of sport?

Anne Marie:  
Yes, I have played badminton for many years. It is a great sport, for you move around incredibly much. You have to be both fast and strong, and I have my best friends in the badminton-club.

Pernille:  
Anne Marie is really good at badminton. She has won several championships. Do you know that sport, Christine?

Christine:  
Yes and no, but one only plays badminton in one's backyard in the U.S. What is the 'badminton-club'?

Anne Marie:  
Here you become a member of a club to do sports. There are P.E. classes in school, but most youngsters do something after school hours. There are many different sports and track clubs

*atletikkлубber i Danmark. Min kæreste, Thor, spiller meget tennis og er medlem af Højbjerg Tennisklub. Vi skal møde ham og nogle andre, når vi har været i bad.*

*Pernille:  
Nå, men lad os så komme videre.*

*De tager brusebad og går derefter hen til en café ved siden af centret, hvor de møder Thor og hans venner, Finn og Steen.*

*Thor:  
Hej med jer. Var det en god step-time?*

*Anne Marie:  
Ja, det var dejligt, og vi har også trænet bagefter. så nu har vi lyst til en kold hyldebærdrik.*

*Thor:  
Jeg henter lige tre glas. I kender godt Finn og Steen, ikke?*

*Pernille:  
Jo, jeg kender dem godt. Hejsa. Christine bor hos min kærestes forældre i år.*

*Christine:  
Hej med jer. Hvad laver I? Dyrker I også sport?*

*Finn:  
Tja, jeg vil gerne have mere tid til sport, men jeg arbejder i*

in Denmark. My boyfriend, Thor, plays a lot of tennis and is a member of Højbjerg Tennisklub. We are meeting him and some others after we have showered.

Pernille:  
Ok, then let us get a move on.

They shower and then go to a café next to the center where they meet Thor and his friends, Finn and Steen.

Thor:  
Hi there. Was it a good step-class?

Anne Marie:  
Yes, it was lovely, and we have also exercised afterwards, so now we feel like a cold elderberry drink.

Thor:  
I'll just get three glasses. You do know Finn and Steen, don't you?

Pernille:  
Yes, I know them. Hi there. Christine is living with my boyfriend's parents this year.

Christine:  
Hi there. What do you do? Do you also do sports?

Finn:  
Well, I would like to have more time for sports, but I work in



*et computerfirma og har altid travlt. Jeg har svømmet meget, da jeg var mindre, og så har jeg dyrket karate i årevis, men for tiden spiller jeg håndbold,<sup>3</sup> og det er virkelig sjovt.*

*Christine:*

*Er det lige så hårdt som amerikansk basketball?*

*Finn:*

*Ja, jeg tror faktisk, det er hårdere, for vi har ikke beskyttelse på. Men det giver god motion, og jeg vil gerne holde mig i form, også når jeg bliver ældre.*

*Steen:*

*Jeg tror, det er vigtigt for mange danskere at blive ved med at dyrke sport, hvis de har tid. Jeg arbejder for A.P. Møller,<sup>4</sup> og jeg har lange arbejdsdage og desværre ikke ret meget fritid. Men jeg har spillet bordtennis og været med i mange turneringer, da jeg var yngre.*

*Christine:*

*Er der også bordtennis-klubber?*

*Steen:*

*Ja, man spiller på et hold i en klub sammen med sine kammerater. Vi har også spillet turneringer i andre byer.*

a computer company and am always busy. I swam a lot when I was younger, and then I have done karate for years, but at the moment I am playing team handball and that is really fun.

Christine:

Is that just as rough and hard as American basketball?

Finn:

Yes, actually, I think it is harder, for we are not wearing protection. But it is good exercise and I would like to stay in shape also when I get older.

Steen:

I think it is important for many Danes to keep doing sports if they have time. I work for A.P. Møller and have long days and unfortunately not much spare time. But I have played table tennis and participated in many championships when I was younger.

Christine:

Are there table tennis clubs as well?

Steen:

Yes, you play on a team in a club with your friends. We have also played tournaments in other cities.

*Christine:*

*Det lyder sjovt. Hvad laver du så nu?*

*Steen:*

*Jeg løber lidt, men ikke nok, og jeg tror, Finn får mere motion end mig.*

*Thor:*

*Værsgo, her er jeres sunde drinks!*

*Anne Marie:*

*Tak for det. Du skal også fortælle Christine om din sport.*

*Thor:*

*Jeg har spillet tennis, lige siden jeg var helt lille. Nu spiller jeg på klubbens førstehold, og vi spiller turneringer over hele landet. Det er sjovt, og jeg tror, jeg vil blive ved, til jeg er godt oppe i årene!<sup>5</sup>*

*Christine:*

*Jeg tror, danskerne får mere motion end amerikanerne.*

*Finn:*

*Det kan godt være. Vi cykler i hvert fald meget mere, og mange mennesker løber og går ture. Jeg tror ikke, at vi synes, det er fedt at være overvægtige og ude af form!*

Christine:

That sounds like fun. What do you do now, then?

Steen:

I run a bit, but not enough, and I think Finn gets more exercise than me.

Thor:

Here you are, here are your healthy drinks!

Anne Marie:

Thanks. You must also tell Christine about your sport.

Thor:

I have played tennis ever since I was quite little. Now I'm on the premier team in the club and we play tournaments all over the country. It is fun, and I think I'll continue till I am quite old!

Christine:

I think Danes get more exercise than Americans.

Finn:

That may be. At least we ride our bikes a lot more, and many people run and go for walks. I think we don't find it cool to be overweight and out of shape!

**Christine:**  
*Det lyder sundt og godt. Jeg tror, jeg melder mig ind i det her fitness center!*

**Christine:**  
 That sounds healthy and good. I think I will become a member of this club!

## Fodnoter / Footnotes

1. The months are: *januar, februar, marts, april, maj, juni, juli, august, september, oktober, november, december*. In the names of the first seven months, the stress is on the first syllable, except *april*. In the last five months and *april*, the stress is on the second syllable.
2. *At synes* means to think, and *at tro* means to believe and to think. *At synes* is used to express your personal opinion about something in a discussion, and there is no right or wrong answer: *Jeg synes, vi skal læse en bog sammen*. (I think we should read a book together.)  
  
*At tro* is used when you are not quite sure about what you are saying, but rather guessing: *Jeg tror, det bliver koldt i dag*. (I think / believe it will be cold today.)
3. *Håndbold* is exceedingly popular in Denmark. It is played with a team of seven players on a court. The purpose is to score goals by throwing the ball, a bit smaller than a soccer ball, into the goal, guarded by a goal keeper from the opposing team. The national teams, especially for women, have won several major international championships, and won the Olympic Gold Medal in 2004. To learn more visit [www.dhf.dk](http://www.dhf.dk) and [www.dif.dk/index/idraettenital-medaljer.htm?id=39&selectyear=2004](http://www.dif.dk/index/idraettenital-medaljer.htm?id=39&selectyear=2004). To see a fan Web site, visit: <http://champagnebold.dk/touray/>.  
  
*Fodbold* (soccer) is the other incredibly popular sport in Denmark, and most people play it at some point in their life. To learn more, visit: [www.dbu.dk](http://www.dbu.dk).
4. A.P. Møller is the largest shipping company in Denmark.
5. *Oppe i årene* literally means “up in years” and can be translated “advanced in years” or “quite old.”

## GRAMMATIK / GRAMMAR

### *Refleksive Pronominer (Henførende Stedord) /* **Reflexive Pronouns**

If the object is the same as the subject, the reflexive pronoun is used. It is similar to the personal pronoun except in the 3rd person singular and plural.

| Personal pronouns –<br>object form | Reflexive<br>pronouns | English – reflexive               |
|------------------------------------|-----------------------|-----------------------------------|
| <i>mig</i>                         | <i>mig</i>            | myself                            |
| <i>dig</i>                         | <i>dig</i>            | yourself                          |
| <i>hende, ham, den, det, en</i>    | <i>sig</i>            | himself, herself, itself, oneself |
| <i>os</i>                          | <i>os</i>             | ourselves                         |
| <i>jer</i>                         | <i>jer</i>            | yourselves                        |
| <i>dem</i>                         | <i>sig</i>            | themselves                        |

*Jeg vasker mig.* (I wash myself.)

*Hun vasker sig.* (She washes herself.)

*De vasker sig.* (They wash themselves.)

By adding *selv* (self), one is emphasizing that one is doing it oneself or for oneself.

*Jeg laver kaffe til mig selv!* (I make coffee for ME!)

### *Demonstrative Pronominer (Påpegende Stedord) /* **Demonstrative Pronouns**

Demonstrative pronouns are used when pointing at something—either literally or figuratively.

| n-words      | t-words      | Plural       | English      |
|--------------|--------------|--------------|--------------|
| <i>den</i>   | <i>det</i>   | <i>de</i>    | that / those |
| <i>denne</i> | <i>dette</i> | <i>disse</i> | this / these |

*Giv mig den (der) kniv.* (Give me that knife.)

*Giv mig den (her) kniv = denne kniv.* (Give me this knife.)

*Giv mig det (der) billede.* (Give me that picture.)

*Giv mig det (her) billede = dette billede.* (Give me this picture.)

*Se på de (der) huse.* (Look at those houses.)

*Se på de (her) huse = disse huse.* (Look at these houses.)

The long form, *denne*, *dette* and *disse*, is more formal than *den her*, *det her*, and *de her*.

## **Adjektiver (Tillægsord) / Adjectives** (continued)

**Adjectives are also conjugated in degrees.**

**Regularly conjugated adjectives** add *-ere* in the comparative and *-est* or *-st* in the superlative.

| Positive               | Comparative                 | Superlative                  |
|------------------------|-----------------------------|------------------------------|
| <i>sød</i> – sweet     | <i>sødere</i> – sweeter     | <i>sødest</i> – sweetest     |
| <i>dejlig</i> – lovely | <i>dejliger</i> – lovelier  | <i>dejligest</i> – loveliest |
| <i>flot</i> – handsome | <i>flottere</i> – handsomer | <i>flottest</i> – handsomest |

**Adjectives ending in *-ig* only add ‘*st*’ in the superlative:**

*dejlig* – *dejliger* – *dejligest*

**Adjectives with an unstressed short vowel double the consonant:***flot – flottere – flottest*

Some adjectives are **conjugated irregularly**, and it is necessary to memorize them individually:

| English   | Positive      | Comparative    | Superlative    |
|-----------|---------------|----------------|----------------|
| big       | <i>stor</i>   | <i>større</i>  | <i>størst</i>  |
| small     | <i>lille</i>  | <i>mindre</i>  | <i>mindst</i>  |
| old       | <i>gammel</i> | <i>ældre</i>   | <i>ældst</i>   |
| young     | <i>ung</i>    | <i>yngre</i>   | <i>yngst</i>   |
| many      | <i>mange</i>  | <i>flere</i>   | <i>flest</i>   |
| much      | <i>meget</i>  | <i>mere</i>    | <i>mest</i>    |
| a little  | <i>lidt</i>   | <i>mindre</i>  | <i>mindst</i>  |
| few       | <i>få</i>     | <i>færre</i>   | <i>færrest</i> |
| good      | <i>god</i>    | <i>bedre</i>   | <i>bedst</i>   |
| bad, evil | <i>slem</i>   | <i>værre</i>   | <i>værst</i>   |
| near      | <i>nær</i>    | <i>nærmere</i> | <i>nærmest</i> |

**In the definite form, superlative adds an e:***Han er den ældste.* (He is the oldest / eldest.)*Han er den yngste.* (He is the youngest.)**n-words:***Hans seng er stor.* (His bed is big.)*Hendes seng er større.* (Her bed is bigger.)*Min seng er størst.* (My bed is biggest.) = *Min seng er den største.* (My bed is the biggest.)*Den største seng er min.* (The biggest bed is mine.)**t-words:***Hans hus er gammelt.* (His house is old.)*Hendes hus er ældre.* (Her house is older.)*Dit hus er ældst.* (Your house is oldest.) = *Dit hus er det ældste.* (Your house is the oldest.)*Det ældste hus er dit.* (The oldest house is yours.)

**plural:**

*Teenagere er unge.* (Teenagers are young.)

*Børn er yngre.* (Children are younger.)

*Babyer er yngst.* (Babies are youngest.) = *Babyer er de yngste.* (Babies are the youngest.)

*De yngste er babyer.* (The youngest are babies.)

**Some adjectives are conjugated with 'mere' and 'mest' (more and most):**

longer adjectives:

*ekstraordinær – mere ekstraordinær – mest ekstraordinær* (extraordinary)

the adjectives that only have one form (with n and t words):

*bange – mere bange – mest bange* (afraid)

the adjectives that are created from present participles of verbs:

*irriterende – mere irriterende – mest irriterende*  
(annoying)

**Usually, comparative is used with the preposition 'end' (than):**

*større end, mindre end, flere end, ældre end*

*Min seng er større end din seng.* (My bed is bigger than your bed.)

*Din seng er mindre end min seng.* (Your bed is smaller than my bed.)

*Han har flere huse end hende.* (He has more houses than she.)

*Hun er ældre end ham.* (She is older than he.)

*Filmen var mere spændende end bogen.* (The movie was more exciting than the book.)

**Comparative is not conjugated according to gender:**

n-word: *Min seng er større end din seng.*

t-word: *Mit hus er større end dit hus.*

plural: *Mine børn er større end dine børn.*

In an **absolute comparison between two**, Danish uses the superlative and not the comparative:

*Han har to senge.* (He has two beds.)

*Den største er 3 meter lang.* (The bigger [of the two] is 3 meters long.)

*Den mindste er 2 meter lang.* (The smaller [of the two] is 2 meters long.)

## ORDLISTE / VOCABULARY

|                             |                                    |
|-----------------------------|------------------------------------|
| <i>arbejdsdag, n</i>        | work day                           |
| <i>bad, t = brusebad, t</i> | shower                             |
| <i>badminton, n</i>         | badminton                          |
| <i>baghave, n</i>           | backyard, back garden              |
| <i>beskyttelse, n</i>       | protection                         |
| <i>blive ved med, at</i>    | keep on (doing)                    |
| <i>bordtennis, n</i>        | table tennis                       |
| <i>cykle, at</i>            | ride a bike, bike                  |
| <i>dejligt</i>              | lovely, nice                       |
| <i>derefter</i>             | afterwards, then                   |
| <i>desværre</i>             | unfortunately                      |
| <i>drik, n</i>              | drink                              |
| <i>dyrke, at</i>            | do (sports), literally 'cultivate' |
| <i>endnu</i>                | even, yet                          |
| <i>energi, n</i>            | energy                             |
| <i>faktisk</i>              | actually                           |
| <i>fedt</i>                 | cool                               |
| <i>for tiden</i>            | at the moment                      |
| <i>form, n</i>              | form, a kind                       |
| <i>fortælle, at</i>         | tell, talk about                   |



|                             |                          |
|-----------------------------|--------------------------|
| <i>fritid, n</i>            | spare time, free time    |
| <i>førstehold, t</i>        | first team, premier team |
| <i>få motion, at</i>        | get exercise, exercise   |
| <i>gang, n</i>              | time                     |
| <i>græsplæne, n</i>         | lawn                     |
| <i>gå til, at</i>           | do, participate in       |
| <i>have lyst til, at</i>    | feel like                |
| <i>have travlt, at</i>      | be busy                  |
| <i>hejsa</i>                | hi (informal greeting)   |
| <i>helt</i>                 | quite, completely        |
| <i>hold, t</i>              | team                     |
| <i>holde, at</i>            | keep, stay               |
| <i>hurtig</i>               | fast                     |
| <i>hyldebær, t</i>          | elderberry               |
| <i>i form</i>               | in shape                 |
| <i>i årevis</i>             | for years                |
| <i>kammerat, n</i>          | friend, comrade          |
| <i>klasse, n</i>            | class                    |
| <i>klub, n</i>              | club                     |
| <i>komme i gang med, at</i> | get started with         |
| <i>komme videre, at</i>     | move on, get a move on   |
| <i>koste, at</i>            | cost                     |
| <i>lige siden</i>           | ever since               |
| <i>løbetræne, at</i>        | run (exercise)           |
| <i>maskine, n</i>           | machine                  |
| <i>medlem, t</i>            | member                   |
| <i>melde sig ind i, at</i>  | become a member of       |
| <i>mesterskab, t</i>        | championship             |
| <i>nok</i>                  | enough                   |

|                     |                             |
|---------------------|-----------------------------|
| <i>ny</i>           | new                         |
| <i>overvægtig</i>   | overweight                  |
| <i>prøvetime, n</i> | trial class                 |
| <i>rabat, n</i>     | discount                    |
| <i>rigtig</i>       | really                      |
| <i>røre sig, at</i> | move                        |
| <i>sammen</i>       | together                    |
| <i>sidst</i>        | at the end of               |
| <i>skolefid, n</i>  | school hours                |
| <i>snakke, at</i>   | talk                        |
| <i>stærk</i>        | strong                      |
| <i>sund; usund</i>  | healthy; unhealthy          |
| <i>svømme, at</i>   | swim                        |
| <i>time, n</i>      | hour                        |
| <i>turnering, n</i> | tournament                  |
| <i>ude af form</i>  | out of shape                |
| <i>utrolig</i>      | incredible                  |
| <i>ved siden af</i> | next to                     |
| <i>vigtigt</i>      | important                   |
| <i>vinde, at</i>    | win                         |
| <i>vældig</i>       | really, truly, tremendously |

## UDTRYK / EXPRESSIONS

*Hvad koster det?*

How much is it?

*Det er ikke helt billigt.*

It is fairly expensive.

*Lad os komme videre.*

Let's get a move on.

*Hej med jer, Hejsa.*

Hi there; hi, how are you?

## ØVELSER / EXERCISES

### 1. *Indsæt den rigtige komparative form af adjektivet.* **Insert the correct comparative form of the adjective.**

1. John er \_\_\_\_\_ end Mattias. (gammel)
2. Mattias er \_\_\_\_\_ end John. (ung)
3. Hendes hus er \_\_\_\_\_ end mit. (stor)
4. Deres have er \_\_\_\_\_ end min. (lille)
5. Hun har \_\_\_\_\_ penge end ham. (mange)
6. Vi har \_\_\_\_\_ mad end de andre. (meget)
7. Vores skole er \_\_\_\_\_ end jeres. (god)
8. Min klub er \_\_\_\_\_ end din. (dårlig)

### 2. *Indsæt den rigtige superlative form af adjektivet.* **Insert the correct superlative form of the adjective.**

1. John er den \_\_\_\_\_. (gammel)
2. Mattias er den \_\_\_\_\_. (ung)
3. Hendes hus er det \_\_\_\_\_. (stor)
4. Deres have er den \_\_\_\_\_. (lille)
5. Hun har de \_\_\_\_\_ penge. (mange)
6. Vi har \_\_\_\_\_ mad. (meget)
7. Vores skole er den \_\_\_\_\_. (god)
8. Min klub er den \_\_\_\_\_. (dårlig)

**3. *Indsæt den rigtige form af adjektivet: komparativ eller superlativ.***

**Insert the correct form of the adjective: comparative or superlative.**

Vibeke har to sønner. Den \_\_\_\_\_ hedder John, og den \_\_\_\_\_ hedder Mattias (gammel, ung). John er tre år \_\_\_\_\_ end Mattias (gammel). De bor i det \_\_\_\_\_ hus i byen. (flot) Deres have er den \_\_\_\_\_ af alle (smuk). Vibeke's have er \_\_\_\_\_ end Christines have (smuk). John har \_\_\_\_\_ bøger end Mattias (mange), men Mattias har \_\_\_\_\_ fritid end John (meget). Det er den \_\_\_\_\_ bog, jeg har (god). Michaels job er \_\_\_\_\_ end Vibeke's (god). Hans cykel er \_\_\_\_\_ end hendes (stor), men hendes er \_\_\_\_\_ end hans (hurtig).

**4. *Indsæt det rigtige reflexive pronomen.***

**Insert the correct reflexive pronoun.**

1. Jeg vasker \_\_\_\_\_
2. De glæder \_\_\_\_\_
3. Hun vasker \_\_\_\_\_
4. Han glæder \_\_\_\_\_
5. I vasker \_\_\_\_\_
6. Vi glæder \_\_\_\_\_
7. Du skal vaske \_\_\_\_\_

**5. Oversæt til dansk.**  
**Translate into Danish.**

1. I want to stay in shape.  
\_\_\_\_\_
2. She likes running in the morning.  
\_\_\_\_\_
3. He likes to ride his bike to work.  
\_\_\_\_\_
4. We have been members for a long time.  
\_\_\_\_\_
5. I have played badminton in a club for many years.  
\_\_\_\_\_
6. My best friends play soccer.  
\_\_\_\_\_
7. Tennis is the oldest sport in Denmark.  
\_\_\_\_\_
8. The youngest sport is karate.  
\_\_\_\_\_
9. They like a healthy drink after exercising.  
\_\_\_\_\_
10. If you work a lot you don't have much spare time.  
\_\_\_\_\_
11. American football is not as hard as badminton.  
\_\_\_\_\_
12. It is fun to win a championship in your sports.  
\_\_\_\_\_
13. We think we would like to become members of the club.  
\_\_\_\_\_
14. She thinks exercising with her friends is really good.  
\_\_\_\_\_

(See answer key, pages 281–282.)



**Lektion 5**  
**Er du sulten?**

---

**Lesson 5**  
**Are you hungry?**

*Det er en onsdag i oktober. Dagen går hurtigt med arbejde og læsning. Christine vil gerne lære at lave dansk mad, så hun og Vibeke går på indkøb i et supermarked.*

*Vibeke:*

*Hvad har du lyst til at spise i aften? Og hvilken slags mad har du lyst til at lære at lave?*

*Christine:*

*Jeg vil gerne lære at lave typiske danske retter. Jeg vil også gerne lære, hvad man gør, når man inviterer venner til middag, og hvad man serverer for dem.*

*Vibeke:*

*Okay. Vi kan begynde med, hvad du har lyst til at spise i aften.*

*Christine:*

*Hvor mange er hjemme til middag?*

*Vibeke:*

*Jeg tror, Michael, Mattias og Pernille spiser med i aften, så vi er fem i alt.*

*Christine:*

*Hvor meget<sup>1</sup> kød skal jeg så købe? Og hvor mange<sup>1</sup> kartofler? Hvordan laver man sovs?*

It is a Wednesday in October. The days go by quickly with work and studies. Christine would like to learn how to cook Danish food, so she and Vibeke go shopping in a supermarket.

Vibeke:

What would you like to eat tonight? And what kind of food would you like to learn to cook?

Christine:

I would like to learn how to cook typical Danish dishes. I would also like to learn what to do when one invites friends for dinner and what one serves for them.

Vibeke:

OK. We can start with what you would like to eat tonight.

Christine:

How many will be home for dinner?

Vibeke:

I think that Michael, Mattias, and Pernille will be eating tonight, so we are five altogether.

Christine:

How much meat should I buy, then? And how many potatoes? How does one make gravy?



*Vibeke:*

*Jeg synes, vi skal lave koteletter med nye kartofler og flødesous. Har du lyst til det? Så skal vi købe fem koteletter og to kg<sup>2</sup> kartofler. Vi skal også have en halv liter<sup>3</sup> piskefløde til sousen.*

*Christine:*

*Hvorfor vil du bruge fløde til sousen? Er det ikke usundt?*

*Vibeke:*

*Jo lidt, men det smager godt! Hvad vil du gerne drikke til maden?*

*Christine:*

*Jeg kan godt lide saft,<sup>4</sup> men vil du have vin? Hvornår drikker man vin til maden?*

*Vibeke:*

*Vi kan da godt drikke et glas vin på en almindelig onsdag, når du nu laver maden!*

*Christine og Vibeke køber ind og går hjem med deres varer i en pose. Michael kommer hjem fra arbejde og vil også være med.*

*Michael:*

*Jeg kan godt dække bord. Hvem spiser med i aften?*

*Vibeke:*

I think we should make pork chops with new potatoes and cream gravy. Would you like that? Then we have to buy five chops and two kilo potatoes. We also need half a liter of cream for the gravy.

*Christine:*

Why do you want to use cream for the gravy? Isn't that unhealthy?

*Vibeke:*

Yes, a bit, but it tastes good! What would you like to drink with the food?

*Christine:*

I like juice, but do you want wine? When does one drink wine with dinner?

*Vibeke:*

Sure, we can drink a glass of wine on an ordinary Wednesday since you are cooking dinner!

Christine and Vibeke shop and go home with their goods in a bag. Michael comes home from work and wants to join in.

*Michael:*

I can set the table. Who is eating tonight?

*Vibeke:*

*Vi bliver fem i alt, og vi skal også have vinglas!*

*Michael:*

*Aha, en festmiddag! Hvor hyggeligt! Jeg tager lige tallerkenene, knivene og gafflerne, og så skal vi vel også have servietter?*

*Vibeke:*

*Ja, og skeer, for vi skal have dessert. Christine vil lære at lave rødgrød med fløde.<sup>5</sup>*

*Michael:*

*Det lyder lækkert. Hvor gemmer du de fine desserttallerkener?*

*Vibeke:*

*De er nederst i skabet i stuen, selvfølgelig! Har du brug for hjælp, Christine?*

*Christine:*

*Ja tak. Skal jeg først stege koteletterne på panden?*

*Vibeke:*

*Nej, du skal først skrælle kartoflerne og putte dem i gryden, så de kan koge. Når de koger, skal du smelte smør på panden og stege koteletterne, og til sidst skal du*

*Vibeke:*

*We will be five altogether, and we also need wine glasses!*

*Michael:*

*I see, a festive dinner! How cozy! I will just get the plates, the knives and the forks, and then I suppose we also need napkins?*

*Vibeke:*

*Yes, and spoons, for we are having dessert. Christine wants to learn how to make red pudding with cream.*

*Michael:*

*That sounds delicious. Where are you hiding the nice dessert plates?*

*Vibeke:*

*They are at the bottom of the cupboard in the dining room, of course! Do you need help, Christine?*

*Christine:*

*Yes, please. Do I fry the chops in the frying pan first?*

*Vibeke:*

*No, first you peel the potatoes and put them in the pot so they can boil. When they are boiling, you melt butter in the frying pan and fry the chops, and finally, you make the gravy.*

*lave sovsen. Vi laver rødgrøden af de frosne bær i fryseren. Jeg har både jordbær, hindbær, solbær og ribs, så det bliver lækkert.*

*Sammen laver de rigtig god mad. Mattias og Pernille dukker op og spiser med og nyder maden og selskabet. Christines rødgrød bliver meget vellykket, og alle siger tak for mad. Bagefter siger Pernille farvel og går ud ad døren.*

*Christine:  
Der ligger en hat på bordet i gangen. Hvis hat er det?*

*Mattias:  
Åh, det er Pernilles. Jeg fanger hende lige, så hun ikke kommer til at fryse.*

*Christine:  
Det var et hyggeligt måltid. Tak fordi jeg måtte lave mad. Det vil jeg gerne prøve igen.*

*Vibeke og Michael:  
Det må du meget gerne. Vi kan rigtig godt lide, at der er andre end os, der laver mad her i huset!*

We will make the pudding from the frozen berries in the freezer. I have strawberries, raspberries, black currants and red currants, so it will be scrumptious.

Together they cook really good food. Mattias and Pernille show up and eat and enjoy the dinner and the company. Christine's red pudding turns out really well, and everyone says thank you. Afterwards, Pernille says good-bye and goes out the door.

Christine:  
There is a hat on the table in the hall. Whose hat is that?

Mattias:  
Oh, that is Pernille's. I will just catch her, so she doesn't get cold.

Christine:  
That was a cozy meal. Thanks for letting me cook. I would like to try that again.

Vibeke and Michael:  
You are very welcome to do that. We really like other people cooking in this house!

## Fodnoter / Footnotes

1. **Hvor meget** is used about uncountables such as *luft* (air); *sukker* (sugar); *kaffe* (coffee); *te* (tea).  
**Hvor mange** is used about countables such as *børn* (children); *penge* (money) [Note: money is plural in Danish]; *knive* (knives); *huse* (houses).

2. *kg* (kilo) is the measurement for weight used in Denmark. One *kg* equals 1,000 *gram*, and corresponds roughly to 2.2 lbs.
3. *Liter*, written *l*, is the measurement for liquids used in Denmark. One liter corresponds roughly to a quart. Milk etc. is sold in liter cartons.
4. *Saft* is concentrated fruit juice which is served diluted with water. The most popular *saft* is from red berries and sold in liter cartons.
5. *Rødgrød* is a dessert made with red berries which are lightly boiled and lightly sugared according to taste. It is served with cream or milk and very popular. It can be homemade or bought in stores. (See recipe, page 117.)

## GRAMMATIK / GRAMMAR

### Spørgsmål / Questions

**Questions** are made in Danish in three ways:

1. With a question word (an *hv*-word) and inversion of subject and verb
2. With inversion
3. By inserting *ikke* into the sentence

1. **The question words**, as used in this chapter, are:

| Danish            | English  | Example of its use                    |
|-------------------|----------|---------------------------------------|
| <i>hvad</i>       | what     | <i>Hvad skal jeg gøre?</i>            |
| <i>hvem</i>       | who      | <i>Hvem kommer i aften?</i>           |
| <i>hvornår</i>    | when     | <i>Hvornår spiser vi?</i>             |
| <i>hvorfor</i>    | why      | <i>Hvorfor bruger du fløde nu?</i>    |
| <i>hvordan</i>    | how      | <i>Hvordan laver jeg søvs?</i>        |
| <i>hvor</i>       | where    | <i>Hvor er tallerkenene?</i>          |
| <i>hvis</i>       | whose    | <i>Hvis hat er det?</i>               |
| <i>hvor mange</i> | how many | <i>Hvor mange spiser med i aften?</i> |
| <i>hvor meget</i> | how much | <i>Hvor meget kød skal jeg stege?</i> |

|  |       |  |
|--|-------|--|
| <b>Formal:</b><br><i>hvilken</i><br><i>hvilket</i><br><i>hvilke</i><br><b>Informal:</b><br><i>Hvad for en</i><br><i>Hvad for et</i><br><i>Hvad for nogen</i> | which | <i>Hvilken bog skal jeg læse?</i><br><i>Hvilket hus skal jeg købe?</i><br><i>Hvilke servietter skal jeg bruge?</i><br><br><i>Hvad for en bog skal jeg læse?</i><br><i>Hvad for et hus skal jeg købe?</i><br><i>Hvad for nogen servietter skal jeg bruge?</i> |
|--|-------|--|

Notice the inversion of subject and verb following the question word.

| Question Word  | Verb          | Subject    | Object / Predicate | Place and Time Adverb |
|----------------|---------------|------------|--------------------|-----------------------|
| <i>Hvorfor</i> | <i>bruger</i> | <i>du</i>  | <i>fløde</i>       | <i>nu?</i>            |
| <i>Hvordan</i> | <i>laver</i>  | <i>jeg</i> | <i>sous?</i>       |                       |

2. **Inversion.** In the introduction to questions in Lesson 1, you found out that Danish doesn't use a form of "to do" to create questions. Declarative statements can be turned into questions by inverting the subject and verb, as follows:

| Verb          | Subject          | Adverb       | Object / Predicate     | Place and Time Adverb |
|---------------|------------------|--------------|------------------------|-----------------------|
| <i>Hedder</i> | <i>du</i>        |              | <i>Vibeke?</i>         |                       |
| <i>Spiser</i> | <i>han</i>       |              | <i>aftensmad?</i>      |                       |
| <i>Steger</i> | <i>hun</i>       | <i>fem</i>   | <i>koteletter?</i>     |                       |
| <i>Koger</i>  | <i>Michael</i>   |              | <i>et kg kartofler</i> | <i>i aften?</i>       |
| <i>Køber</i>  | <i>Christine</i> | <i>ind</i>   |                        | <i>i dag?</i>         |
| <i>Er</i>     | <i>Pernilles</i> |              | <i>hat</i>             | <i>på bordet?</i>     |
| <i>Har</i>    | <i>du</i>        | <i>mange</i> | <i>børn?</i>           |                       |

Asking a question with a modal verb creates a 'sandwich' effect:

| Modal Verb  | Subject   | Adverb       | Verb         | Object/<br>Predicate    | Place and<br>Time Adverb |
|-------------|-----------|--------------|--------------|-------------------------|--------------------------|
| <i>Vil</i>  | <i>du</i> | <i>gerne</i> | <i>spise</i> | <i>min mad</i>          | <i>i dag</i>             |
| <i>Kan</i>  | <i>vi</i> | <i>godt</i>  | <i>købe</i>  | <i>et kg kartofler?</i> |                          |
| <i>Skal</i> | <i>du</i> | <i>snart</i> | <i>sove</i>  |                         | <i>i sengen?</i>         |

The answer to these questions using inversion is either **ja** (yes) or **nej** (no).

3. Questions can be asked by inserting **ikke** on the assumption that the answer is positive:

| Verb          | Subject    | Adverb      | Object/<br>Predicate | Place and<br>Time Adverb |
|---------------|------------|-------------|----------------------|--------------------------|
| <i>Hedder</i> | <i>du</i>  | <i>ikke</i> | <i>Vibeke?</i>       |                          |
| <i>Spiser</i> | <i>han</i> | <i>ikke</i> | <i>aftensmad</i>     | <i>i dag?</i>            |
| <i>Steger</i> | <i>hun</i> | <i>ikke</i> | <i>koteletter</i>    | <i>i køkkenet?</i>       |

| Modal Verb  | Subject   | Adverb            | Verb         | Object/<br>Predicate    | Place and<br>Time Adverb |
|-------------|-----------|-------------------|--------------|-------------------------|--------------------------|
| <i>Vil</i>  | <i>du</i> | <i>ikke gerne</i> | <i>spise</i> | <i>min mad</i>          | <i>i dag?</i>            |
| <i>Kan</i>  | <i>vi</i> | <i>ikke</i>       | <i>købe</i>  | <i>et kg kartofler?</i> |                          |
| <i>Skal</i> | <i>du</i> | <i>ikke snart</i> | <i>sove</i>  |                         | <i>i sengen?</i>         |

The answer to these questions is **jo** (yes) or **nej** (no).

Questions with the modal verbs are answered with the same verb in the short form:

|                             |                              |
|-----------------------------|------------------------------|
| <i>Skal du gå nu?</i>       | <i>Ja, det skal jeg.</i>     |
| <i>Må jeg læse bogen?</i>   | <i>Nej, det må du ikke.</i>  |
| <i>Kan hun lave mad?</i>    | <i>Ja, det kan hun.</i>      |
| <i>Vil I spise nu?</i>      | <i>Nej, det vil vi ikke.</i> |
| <i>Bør hun cykle i dag?</i> | <i>Ja, det bør hun.</i>      |
| <i>Tør vi drikke vin?</i>   | <i>Nej, det tør vi ikke.</i> |

Questions with all other verbs are answered in the short form with *at gøre*:

|                                     |                               |
|-------------------------------------|-------------------------------|
| <i>Cykler du på arbejde?</i>        | <i>Ja, det gør jeg.</i>       |
| <i>Spiser vi koteletter i dag?</i>  | <i>Nej, det gør vi ikke.</i>  |
| <i>Ligger hendes hat på bordet?</i> | <i>Ja, det gør den.</i>       |
| <i>Sover han i køkkenet?</i>        | <i>Nej, det gør han ikke.</i> |

## Ordstilling / Word Order

The regular word order in declarative, independent clauses is:

| Subject    | Verb          | Adverb       | Verb         | Indirect object | Direct object/<br>Predicate/<br>Prepositional phrase | Adverbial    |
|------------|---------------|--------------|--------------|-----------------|--|--------------|
| <i>Han</i> | <i>skal</i>   | <i>ikke</i>  | <i>spise</i> |                 | <i>sin mad</i>                                       | <i>nu</i>    |
| <i>De</i>  | <i>kommer</i> | <i>snart</i> |              |                 | <i>på besøg</i>                                      |              |
| <i>Vi</i>  | <i>kan</i>    | <i>godt</i>  | <i>give</i>  | <i>dig</i>      | <i>en bog</i>  | <i>i dag</i> |

Note that the adverb is placed following the first verb.

The regular word order in declarative, dependent clauses is:

| Con-<br>junc-<br>tion | Subject    | Adverb       | Verb          | Verb         | Indirect object | Direct object/<br>Predicate/<br>Prepositional phrase | Adverb       |
|-----------------------|------------|--------------|---------------|--------------|-----------------|--|--------------|
| <i>at</i>             | <i>de</i>  | <i>snart</i> | <i>kommer</i> |              |                 |  |              |
| <i>at</i>             | <i>hun</i> | <i>ikke</i>  | <i>kan</i>    | <i>give</i>  | <i>ham</i>      | <i>bogen</i>   | <i>i dag</i> |
| <i>fordi</i>          | <i>han</i> | <i>ofte</i>  | <i>har</i>    | <i>lavet</i> |                 | <i>mad</i>   |              |
| <i>fordi</i>          | <i>han</i> | <i>altid</i> | <i>vil</i>    | <i>kysse</i> | <i>hende</i>    | <i>i køkkenet</i>                                    |              |

Note that the adverb is placed in front of the first verb.

**Independent clauses have inversion:**

1. In a question using a question word:  
*Hvorfor laver hun maden?* (Why does she cook?)
2. In a question using a verb:  
*Laver hun maden?* (Does she cook?)
3. When a word, phrase or clause is placed in the beginning of the sentence:
  - a) word: *Selvfølgelig spiser hun maden.* (Of course, she eats the food.)
  - b) phrase: *I morgen laver hun maden.* (Tomorrow, she will eat the food.)
  - c) clause: *Når hun er sulten, spiser hun.* (When she is hungry, she eats.)

**Note:** There is **never** inversion in dependent clauses.

**Substantiver (Navneord) – Flertal / Nouns – Plural**

Nouns in the plural have an indefinite and definite form. There is no rule that decides which form a noun has, so it has to be memorized.

**Tip:** Memorize the gender of the noun and the indefinite plural form. The other two forms then follow automatically.

The **indefinite plural** of the nouns fall into five groups:

1. adding *-r*
2. adding *-er*
3. adding *-e*
4. adding nothing
5. irregular

The **definite plural** is formed by adding *-ne* to the indefinite plural form.



## 1. Adding -r

All words ending in an unstressed *e*

| Indefinite singular                   | Definite singular       | Indefinite plural     | Definite plural             |
|---------------------------------------|-------------------------|-----------------------|-----------------------------|
| <i>en dame</i> (a lady)               | <i>damen</i> (the lady) | <i>damer</i> (ladies) | <i>damerne</i> (the ladies) |
| <i>en have</i><br>(a garden)          | <i>haven</i>            | <i>haver</i>          | <i>haverne</i>              |
| <i>en uge</i> (a week)                | <i>ugen</i>             | <i>uger</i>           | <i>ugerne</i>               |
| <i>et billede</i><br>(a picture)      | <i>billedet</i>         | <i>billeder</i>       | <i>billederne</i>           |
| <i>et æble</i><br>(an apple)          | <i>æblet</i>            | <i>æbler</i>          | <i>æblerne</i>              |
| <i>et badeværelse</i><br>(a bathroom) | <i>badeværelset</i>     | <i>badeværelser</i>   | <i>badeværelserne</i>       |

## 2. Adding -er

Words ending in a stressed syllable

Words ending in a stressed vowel

Words ending in *hed; ing; sion; tion; skab; ri*

| Indefinite singular                    | Definite singular          | Indefinite plural        | Definite plural                |
|--|----------------------------|--------------------------|--------------------------------|
| <i>en bus</i><br>(a bus)               | <i>bussen</i><br>(the bus) | <i>busser</i><br>(buses) | <i>busserne</i><br>(the buses) |
| <i>et produkt</i> (a product)          | <i>produktet</i>           | <i>produkter</i>         | <i>produkterne</i>             |
| <i>en ske</i> (a spoon)                | <i>skeen</i>               | <i>skeer</i>             | <i>skeerne</i>                 |
| <i>et gardin</i> (a curtain)           | <i>gardinet</i>            | <i>gardiner</i>          | <i>gardinerne</i>              |
| <i>en lejlighed</i><br>(an apartment)  | <i>lejligheden</i>         | <i>lejligheder</i>       | <i>lejlighederne</i>           |
| <i>en regning</i> (a bill)             | <i>regningen</i>           | <i>regninger</i>         | <i>regningerne</i>             |
| <i>en diskussion</i><br>(a discussion) | <i>diskussionen</i>        | <i>diskussioner</i>      | <i>diskussionerne</i>          |
| <i>en nation</i> (a nation)            | <i>nationen</i>            | <i>nationer</i>          | <i>nationerne</i>              |
| <i>et ægteskab</i> (a marriage)        | <i>ægteskabet</i>          | <i>ægteskaber</i>        | <i>ægteskaberne</i>            |
| <i>et bageri</i> (a bakery)            | <i>bageriet</i>            | <i>bagerier</i>          | <i>bagerierne</i>              |

**3. Adding -e**

Random words

Words ending in unstressed 'er'

Words ending in 'dom'

| <b>Indefinite singular</b>  | <b>Definite singular</b> | <b>Indefinite plural</b> | <b>Definite plural</b> |
|-----------------------------|--------------------------|--------------------------|------------------------|
| <i>en hund</i> (a dog)      | <i>hunden</i>            | <i>hunde</i>             | <i>hundene</i>         |
| <i>en seng</i> (a bed)      | <i>sengen</i>            | <i>senge</i>             | <i>sengene</i>         |
| <i>et hus</i> (a house)     | <i>huset</i>             | <i>huse</i>              | <i>husene</i>          |
| <i>et bad</i> (a bath)      | <i>badet</i>             | <i>bade</i>              | <i>badene</i>          |
| <i>en lærer</i> (a teacher) | <i>læreren</i>           | <i>lærere</i>            | <i>lærerne</i>         |
| <i>en dansker</i> (a Dane)  | <i>danskeren</i>         | <i>danskere</i>          | <i>danskerne</i>       |
| <i>en dom</i> (a sentence)  | <i>dommen</i>            | <i>domme</i>             | <i>dommene</i>         |

**4. Adding nothing**

| <b>Indefinite singular</b> | <b>Definite singular</b> | <b>Indefinite plural</b> | <b>Definite plural</b> |
|----------------------------|--------------------------|--------------------------|------------------------|
| <i>en sko</i> (a shoe)     | <i>skoen</i>             | <i>sko</i>               | <i>skoene</i>          |
| <i>en ting</i> (a thing)   | <i>tingen</i>            | <i>ting</i>              | <i>tingene</i>         |
| <i>et glas</i> (a glass)   | <i>glasset</i>           | <i>glas</i>              | <i>glassene</i>        |
| <i>et hår</i> (a hair)     | <i>håret</i>             | <i>hår</i>               | <i>hårene</i>          |
| <i>et bær</i> (a berry)    | <i>bærret</i>            | <i>bær</i>               | <i>bærrene</i>         |

**5. Irregular**

| <b>Indefinite singular</b>    | <b>Definite singular</b> | <b>Indefinite plural</b> | <b>Definite plural</b> |
|-------------------------------|--------------------------|--------------------------|------------------------|
| <i>en mor</i> (a mother)      | <i>møren</i>             | <i>mødre</i>             | <i>mødrene</i>         |
| <i>en far</i> (a father)      | <i>faren</i>             | <i>fædre</i>             | <i>fædrene</i>         |
| <i>en bror</i> (a brother)    | <i>broren</i>            | <i>brødre</i>            | <i>brødrene</i>        |
| <i>et barn</i> (a child)      | <i>barnet</i>            | <i>børn</i>              | <i>børnene</i>         |
| <i>en datter</i> (a daughter) | <i>datteren</i>          | <i>døtre</i>             | <i>døtrene</i>         |
| <i>en bog</i> (a book)        | <i>bogen</i>             | <i>bøger</i>             | <i>bøgerne</i>         |
| <i>en fod</i> (a foot)        | <i>foden</i>             | <i>fødder</i>            | <i>fødderne</i>        |
| <i>en tand</i> (a tooth)      | <i>tanden</i>            | <i>tænder</i>            | <i>tænderne</i>        |
| <i>et øje</i> (an eye)        | <i>øjet</i>              | <i>øjne</i>              | <i>øjnene</i>          |

Finally, some nouns are only found in the plural:

*briller* (glasses)

*bukser* (pants)

*penge* (money)

**Note: the possessive form** of the nouns has no apostrophe:

*mandens briller* (the man's glasses)

*kærestens bukser* (the girlfriend's pants)

*Michaels penge* (Michael's money)

NB: *Mattias' briller* (Mattias' glasses)

## ORDLISTE / VOCABULARY

|                          |                     |
|--------------------------|---------------------|
| <i>almindelig</i>        | ordinary, usual     |
| <i>bruge, at</i>         | use                 |
| <i>drikke, at</i>        | drink               |
| <i>dukke op, at</i>      | show up, appear     |
| <i>dække bord, at</i>    | set the table       |
| <i>fange, at</i>         | catch               |
| <i>fest, n</i>           | party               |
| <i>frossen / frosne</i>  | frozen              |
| <i>gaffel, n</i>         | fork                |
| <i>gang, n</i>           | hall                |
| <i>gemme, at</i>         | hide                |
| <i>gryde, n</i>          | pot, pan            |
| <i>gå på indkøb, at</i>  | go grocery shopping |
| <i>gå ud af, at</i>      | go out              |
| <i>have lyst til, at</i> | feel like           |
| <i>hindbær, t</i>        | raspberry           |
| <i>hjælp, n</i>          | helping hand        |

|                               |  |
|-------------------------------|--|
| <i>hjemme</i>                 | at home                                    |
| <i>hurtig</i>                 | fast                                       |
| <i>i aften</i>                | tonight                                    |
| <i>i alt</i>                  | total, altogether                          |
| <i>jordbær, t</i>             | strawberry                                 |
| <i>kartoffel, n</i>           | potato                                     |
| <i>kniv, n</i>                | knife                                      |
| <i>koge, at</i>               | boil                                       |
| <i>komme til at fryse, at</i> | get cold                                   |
| <i>kød, t</i>                 | meat                                       |
| <i>ligge, at</i>              | lie (on something)                         |
| <i>nederst</i>                | at the bottom of                           |
| <i>pande, n</i>               | frying pan                                 |
| <i>piskefløde, n</i>          | whipping cream                             |
| <i>pose, n</i>                | bag  |
| <i>ret, n</i>                 | dish                                       |
| <i>ribs, t</i>                | red currant                                |
| <i>rigtig</i>                 | really                                     |
| <i>selvfølgelig</i>           | of course, naturally                       |
| <i>servere, at</i>            | serve                                      |
| <i>serviet, n</i>             | napkin                                     |
| <i>skrælle, at</i>            | peel                                       |
| <i>slags, n</i>               | kind (of)                                  |
| <i>smage, at</i>              | taste                                      |
| <i>smelte, at</i>             | melt                                       |
| <i>smør, t</i>                | butter                                     |
| <i>solbær, t</i>              | black currant                              |
| <i>sovs, n</i>                | gravy                                      |
| <i>stege, at</i>              | fry  |
| <i>studium, t</i>             | study at an institution of higher learning |

|                       |                             |
|-----------------------|-----------------------------|
| <i>supermarked, t</i> | supermarket                 |
| <i>tallerken, n</i>   | plate                       |
| <i>til maden</i>      | with the food / with dinner |
| <i>til middag</i>     | for dinner                  |
| <i>til sidst</i>      | finally, at last            |
| <i>typisk</i>         | typical                     |
| <i>vare, n</i>        | article, pl.: goods         |
| <i>vel</i>            | presumably                  |
| <i>vellykket</i>      | successful                  |
| <i>ven, n</i>         | friend                      |
| <i>være med, at</i>   | to join in                  |

## ØVELSER / EXERCISES

### 1. *Indsæt den rigtige måned.*

Insert the correct months. (See page 85, note 1.)

1. Efter januar kommer \_\_\_\_\_ .
2. Før juni kommer \_\_\_\_\_ .
3. Efter december kommer \_\_\_\_\_ .
4. Før november kommer \_\_\_\_\_ .
5. Det er vinter i \_\_\_\_\_ .
6. Det er sommer i \_\_\_\_\_ .
7. Det er forår i \_\_\_\_\_ .
8. Det er efterår i \_\_\_\_\_ .

### 2. *Lav følgende sætninger om til spørgsmål.*

Turn the following declarative sentences into questions.

1. Vibeke køber ind i et supermarked.
-

2. Christine laver mad til familien.  
\_\_\_\_\_
3. Michael dækker bord med servietter.  
\_\_\_\_\_
4. Mattias spiser rødgrød.  
\_\_\_\_\_
5. Pernille nyder Christines mad.  
\_\_\_\_\_
6. Familien hygger sig ved bordet og drikker vin.  
\_\_\_\_\_

**3. *Skriv 9 spørgsmål med de 9 forskellige spørge-ord.*  
Write 9 questions using the 9 different question words.**

1. (Hvad) \_\_\_\_\_
2. (Hvem) \_\_\_\_\_
3. (Hvornår) \_\_\_\_\_
4. (Hvorfor) \_\_\_\_\_
5. (Hvordan) \_\_\_\_\_
6. (Hvor) \_\_\_\_\_
7. (Hvis) \_\_\_\_\_
8. (Hvor mange) \_\_\_\_\_
9. (Hvor meget) \_\_\_\_\_

**4. *Besvar spørgsmålene bekræftende med den korte form.*  
Answer the questions with the short form in the affirmative.**

**Example:** Skal du gå nu?  
Ja, det skal jeg.

1. Skal du sove nu? \_\_\_\_\_
2. Vil du med på arbejde? \_\_\_\_\_
3. Sover hun i soveværelset? \_\_\_\_\_
4. Spiser de morgenmad sammen? \_\_\_\_\_

5. Kan hun lave dansk mad? \_\_\_\_\_
6. Må hun lave mad igen? \_\_\_\_\_
7. Læser han den gode bog? \_\_\_\_\_
8. Arbejder hun på et gymnasium? \_\_\_\_\_

5. **Besvar så de same spørgsmål negativt i den korte form.**  
**Now answer the same questions negatively, in the short form.**

**Example:** Skal du gå nu?

Nej, det skal jeg ikke.

1. Skal du sove nu? \_\_\_\_\_
2. Vil du med på arbejde? \_\_\_\_\_
3. Sover hun i soveværelset? \_\_\_\_\_
4. Spiser de morgenmad sammen? \_\_\_\_\_
5. Kan hun lave dansk mad? \_\_\_\_\_
6. Må hun lave mad igen? \_\_\_\_\_
7. Læser han den gode bog? \_\_\_\_\_
8. Arbejder hun på et gymnasium? \_\_\_\_\_

6. **Byt om på sætningerne og skriv ordene i den korrekte rækkefølge.**

**Switch the order of the sentences and write the words in the correct word order.**

**Example:** Han kommer på arbejde, når det er vinter.

Når det er vinter, kommer han på arbejde.

1. Hun cykler på arbejde, når det er sommer.

\_\_\_\_\_

2. Vi spiser aftensmad, når det er aften.

\_\_\_\_\_

3. Jeg læser en bog, når jeg er glad.

\_\_\_\_\_

4. De vil gerne snakke sammen, når de spiser.  
\_\_\_\_\_
5. Hun kan godt sove, fordi hun er træt.  
\_\_\_\_\_
6. I må drikke vin til maden, fordi det er lørdag.  
\_\_\_\_\_

**7. *Indsæt den korrekte form af substantiverne i flertal.*  
Insert the correct forms of the nouns in the plural.**

| Indef.<br>sing. | Indef.<br>plural | Def.<br>plural | Indef.<br>sing. | Indef.<br>plural | Def.<br>plural |
|-----------------|------------------|----------------|-----------------|------------------|----------------|
| en have         |                  |                | et bær          |                  |                |
| et billede      |                  |                | et glas         |                  |                |
| en ske          |                  |                | en sko          |                  |                |
| et gardin       |                  |                | en bog          |                  |                |
| et hus          |                  |                | en mor          |                  |                |
| en dansker      |                  |                | en far          |                  |                |

**8. *Oversæt til dansk.*  
Translate into Danish.**

1. I would like to learn how to cook.  
\_\_\_\_\_
2. First we have to go shopping in a supermarket.  
\_\_\_\_\_
3. How much food should I buy?  
\_\_\_\_\_
4. How do I make gravy with cream?  
\_\_\_\_\_
5. She has to peel the potatoes and boil them in the pot.  
\_\_\_\_\_
6. Then she has to fry the chops in the frying pan.  
\_\_\_\_\_
7. The food is delicious, and they all talk to each other.  
\_\_\_\_\_



8. When Pernille leaves, her hat is lying on the table.

---

9. When they are tired, they go to bed.

---

10. It is nice to have other people cook dinner.

---

11. Christine thinks they can drink wine on an ordinary  
Wednesday.

---

12. In December it is winter, and it is cold.

---

13. In August it is summer, and it is warm.

---

14. A year has twelve months and the days go by fast.

---

(See answer key, pages 282–284.)

## DANISH RECIPES

### **Karbonader / Pork Patties**

*½ kg hakket svinekød*

*½ kg hakket kalvekød*

*1 æg*

*2 dl rasp*

*Salt og peber*

Rør kødet sammen og form det til hamburgere.

Varm panden op med fedtstof (smør eller margarine).

Dyp burgerne i let sammenpisket æg. Vend derefter kødet i rasp blandet med salt og peber.

Steg karbonaderne ca. 8 minutter på hver side.

### **Rødgrød / Berry Pudding**

*1 kg bær – jordbær, hindbær, stikkelsbær, ribs, etc.*

*Sukker efter smag*

*Maizena mel*

Bærrene koges langsomt ved svag varme med så lidt vand som muligt.

Når de er kogt, tilsættes sukker efter smag.

Grøden koges igennem igen.

½-1 spsk maizena mel udrørt i vand tilsættes, og grøden koges i 1 minut.

Grøden afkøles og serveres med fløde.

## DANISH RECIPES

### *Karbonader* / Pork Patties

1 lb ground pork  
 1 lb ground veal  
 1 egg  
 $\frac{3}{4}$  cup bread crumbs  
 Salt and pepper

Mix the meats and make into hamburgers.

Heat and grease the frying pan.

Whip the egg, and mix the salt and pepper with the bread crumbs.

Dip the burgers first in the whipped egg and then in the bread crumbs.

Fry the patties approximately 8 minutes on each side.

### *Rødgrød* / Berry Pudding

2 lbs of berries – strawberries, raspberries, gooseberries,  
 red currants, or similar berries  
 Sugar according to taste  
 Cornstarch

Slowly bring the berries to a boil adding only a tablespoon of water.

When the berries have boiled for a while (and start looking like jam), sugar is added according to taste.

Bring the berries to a boil again.

Add  $\frac{1}{2}$ –1 tablespoonful cornstarch mixed with water and boil the pudding for 1 minute.

Cool the pudding and serve it with cream.



**Lektion 6**  
**Hvad skal vi lave i aften?**

---

**Lesson 6**  
**What are we doing tonight?**

*I starten af oktober arbejder Christine hårdt med sine studier på Universitetet. Mattias og Pernille synes, hun trænger til at slappe af, så de planlægger at tage hende med i biografen lørdag aften.*

*Mattias:*

*Ved du hvad,<sup>1</sup> Christine. Pernille og jeg synes, du arbejder meget, måske for meget, så vi synes, du skulle tage med os ud i aften.*

*Christine:*

*Det lyder rigtig sjovt. Jeg synes, der er meget hjemmearbejde, og det er virkelig svært at lære dansk, selv om jeg prøver ihærdigt.*

*Mattias:*

*Ja, du sidder inde på dit værelse næsten hver aften og læser til langt ud på natten,<sup>2</sup> og det er da ikke særlig sjovt.*

*Pernille:*

*Jeg synes også, det er et ret hårdt arbejde at være studerende, og jeg bruger lang tid på hjemmearbejdet, men der skal også være tid til at have det sjovt! Og heldigvis kan man godt høre musik, mens man læser.*

In the beginning of October, Christine is working hard with her studies at the University. Mattias and Pernille think she needs to relax, so they plan to take her to the movies Saturday night.

Mattias:

Seriously, Christine. Pernille and I think you work a lot, maybe too much, so we think you should go out with us tonight.

Christine:

That sounds like real fun. I think there is a lot of homework, and it is really difficult to learn Danish even though I try very hard.

Mattias:

Yes, you are sitting in your room almost every night, studying till far into the night, and that isn't too much fun.

Pernille:

I also think it is pretty hard work to be a University student, and I spend a lot of time with my homework, but there has to be time for fun as well. And luckily, one can listen to music while reading.

*Mattias:*

*Ja, jeg har næsten altid fjernsynet eller stereoanlægget tændt, når jeg læser. Så sidder det hele ligesom lidt bedre fast inde i hovedet!*

*Christine:*

*Nej, det kan jeg altså ikke. Jeg skal bare have ro omkring mig, når jeg læser. Ellers bliver jeg forvirret og glemmer nemt.*

*Pernille:*

*Jamen, har du ikke din computer tændt, så du kan tale eller skrive med dine venner hjemme?*

*Christine:*

*Jo, det har jeg selvfølgelig, og det er også lækkert at kunne holde kontakt med dem derhjemme. Men jeg vil da<sup>3</sup> gerne med ud i aften. Hvad har I tænkt jer, vi skal lave?*

*Mattias:*

*Vi synes, vi skal gå i biografen og se en ny film, der er vildt spændende. Og så kan vi tage et hurtigt smut ind på en bar bagefter. Hvad siger du til det?*

*Christine:*

*Det lyder super. Jeg skal lige hente min jakke, og så er jeg klar.*

*Mattias:*

Yes, I almost always have the TV or stereo on when I study. Then everything seems to stick in my brain better!

*Christine:*

No, I really can't do that. I just need quiet around me when I read. Otherwise, I get confused and easily forget things.

*Pernille:*

Yes, but don't you have your computer on, so you can speak with or write to your friends back home?

*Christine:*

Yes, of course I do, and it is very nice to be able to stay in touch with the ones back home. But I would certainly like to go out tonight. What are you thinking we should do?

*Mattias:*

We think we should go to a movie theater and watch a new movie that is really exciting. And then we can make a quick stop at a bar afterwards. What do you think of that?

*Christine:*

That sounds great. Let me just get my coat, then I am ready.

*Christine, Mattias og Pernille går i biografen og ser en film. De er enige om, at den var rigtig god og sjov, og at det var en god ide at gå lidt ud. På vejen hjem stopper de ved en bar og går ind for at få en enkelt øl. I baren møder Mattias en af sine gode venner, Christian.*

*Mattias:  
Nej, se hvem der sidder der i hjørnet! Hej Christian, hvordan går det?*

*Christian:  
Rigtig fint, og hvad med dig?  
Hej Pernille.*

*Pernille:  
Hej Christian. Det er Christine. Hun kommer fra U.S.A. og bor hos Mattias' forældre.*

*Christian:  
Åh, det er rigtigt. Jeg ved jo godt, der bor en studerende hos jer i år. Hej Christine. Vil I ikke sidde her sammen med mig, eller har I travlt?*

*Christine:  
Hej Christian. Nej, vi skal ikke hjem med det samme, så vi vil gerne sidde lidt sammen med dig. Vi har lige været i biografen.*

Christine, Mattias, and Pernille go to the movie theater and watch a movie. They agree that it was really good and fun, and that it was a good idea to go out for a bit. On their way home they stop at a bar and go inside to have a beer. In the bar, Mattias meets one of his good friends, Christian.

Mattias:  
Well, look who is sitting there in the corner. Hi, Christian, how are you?

Christian:  
Just great, and what about you?  
Hi, Pernille.

Pernille:  
Hi, Christian. This is Christine. She comes from the U.S. and is living with Mattias' parents.

Christian:  
Oh, that is right. I do know that a student is living with you this year. Hi, Christine. Won't you sit here with me, or are you in a hurry?

Christine:  
Hi, Christian. No, we are not going home right away, so we would like to sit with you. We have just been to the movies.



*Christian:*

*Helt fint. Så er I bare i byen i aften! Vil I ikke have en øl? Fint, så henter jeg lige en øl til os.*

*Christian henter øl til dem alle fire, og så sidder de og snakker til langt ud på natten og hygger sig. De aftaler at gå i byen en anden aften.*

*Mattias:*

*Nå, det er sent. Jeg synes, vi skal gå hjem nu. Så fortsætter vi en anden gang. Hej hej Christian, og tak for i aften.*

*Christian:*

*Selv tak, det er altid hyggeligt at være sammen med jer. Kom godt hjem. Vi ses.*

*Pernille og Christine:*

*Ja, hej, godnat.*

*Christian:*

Cool. So you are just out on the town tonight! Wouldn't you like a beer? Great, then I'll just get us a beer.

Christian gets beer for all of them, and then they sit and talk till far into the night, having a good time. They agree to go out another evening.

*Mattias:*

Well, it is late. I think we should go home now. Then we'll continue another night. Bye, Christian, and thanks for a good evening.

*Christian:*

You're welcome, it is always fun to be with you guys. Get home safely. See you.

*Pernille and Christine:*

Yes, bye, goodnight.

## **Fodnoter / Footnotes**

1. *Ved du hvad* is an expression which is not a real question but more of a statement comparable to, 'seriously,' or 'really.' Literally, it means "do you know what?"
2. *Langt ud på natten* is an expression meaning "far into the night."
3. *Da* is an adverb which expresses agreement or disagreement with the previous statement. Here it expresses agreement. But in sentences such as: "*Er Christine ikke dansker? Nej, hun er da amerikaner,*" *da* expresses disagreement.

## GRAMMATIK / GRAMMAR

### Adverbier (Bjord) / Adverbs

Adverbs modify (say something about) verbs, adjectives, or the whole sentence:

*Hun arbejder hårdt.* (She works hard.)

*Det er virkelig svært.* (It is really difficult.)

*Det har jeg selvfølgelig.* (Of course I have that.)

Adverbs are frequently formed by adding *-t* to the adjective:

*hård; hårdt* (hard)

*dejlig; dejligt* (wonderful)

*hurtig; hurtigt* (fast)

| Article   | Adjective     | Noun          |
|-----------|---------------|---------------|
| <i>en</i> | <i>hård</i>   | <i>seng</i>   |
| <i>en</i> | <i>dejlig</i> | <i>middag</i> |
| <i>en</i> | <i>god</i>    | <i>bog</i>    |
| <i>en</i> | <i>hurtig</i> | <i>middag</i> |

| Pronoun    | Verb            | Adverb         |
|------------|-----------------|----------------|
| <i>hun</i> | <i>arbejder</i> | <i>hårdt</i>   |
| <i>han</i> | <i>synger</i>   | <i>dejligt</i> |
| <i>hun</i> | <i>læser</i>    | <i>godt</i>    |
| <i>de</i>  | <i>spiser</i>   | <i>hurtigt</i> |

These adverbs are conjugated in degrees like adjectives:

*Michael spiser hurtigt.* (Michael eats quickly [fast].)

*Christine spiser hurtigere.* (Christine eats more quickly [faster].)

*Vibeke spiser hurtigst.* (Vibeke eats most quickly [fastest].)

There are also adverbs which don't correspond to the *t*-form of the adjective:

*desværre* (unfortunately)

*selvfølgelig* (of course)

*måske* (maybe)

*ikke* (not)

*meget* (very)  
*først* (first, at first)  
*senere* (later)  
*alligevel* (nonetheless)

Adverbs say something about:

- place:** *Christian er her.*  
 (Christian is here.)
- time:** *Hun kommer snart.*  
 (She is coming soon.)
- mode:** *Christine danser godt.*  
 (Christine dances well.)
- degree:** *Michael er meget glad i aften.*  
 (Michael is very happy tonight.)
- reason:** *Hun er træt. Derfor sover hun.*  
 (She is tired. Therefore, she is sleeping.)

And if you look at where adverbs are placed in the sentence, it is possible to divide them into four groups:

**Interrogative adverbs** are placed in the beginning of the sentence:

*Hvor sidder Christian?*  
 (Where is Christian sitting?)

**Central adverbs** are placed after the verb in independent clauses, and in front of the verb in dependent clauses:

*Christine studerer altid.*  
 (Christine is always studying.)  
*Hun siger, at hun altid studerer.*  
 (She says that she is always studying.)

**Final adverbs** are placed after the verb in independent and dependent clauses:

*Pernille går ind i baren.*

(Pernille walks into the bar.)

*Mattias ved, at Pernille går ind i baren.*

(Mattias knows that Pernille walks into the bar.)

**Degree adverbs** are placed in front of an adjective:

*Christine er meget træt.*

(Christine is very tired.)

or in front of an adverb:

*Christine går meget hurtigt.*

(Christine walks very fast.)

**Some adverbs can be conjugated in degrees:**

| Positive     | Comparative    | Superlative   | English         |
|--------------|----------------|---------------|-----------------|
| <i>meget</i> | <i>mere</i>    | <i>mest</i>   | much            |
| <i>lidt</i>  | <i>mindre</i>  | <i>mindst</i> | a little        |
| <i>gerne</i> | <i>hellere</i> | <i>helst</i>  | (would) rather  |
| <i>længe</i> | <i>længere</i> | <i>længst</i> | for a long time |
| <i>ofte</i>  | <i>oftere</i>  | <i>oftest</i> | often           |

### Place / Directional Adverbs

Most place / directional adverbs have two forms:

| The <b>short form</b> that indicates direction and is 'dynamic' | The <b>long form</b> that indicates place and is 'static' |
|---|---|
| <i>ind</i> (in)   | <i>inde</i> (inside)                                      |
| <i>ud</i> (out)   | <i>ude</i> (outside)                                      |
| <i>op</i> (up)  | <i>oppe</i> (up there)                                    |

|                            |                                  |
|----------------------------|----------------------------------|
| <i>ned</i> (down)          | <i>nede</i> (down there)         |
| <i>hen</i> (over, at)      | <i>henne</i> (at)                |
| <i>hjem</i> (home)         | <i>hjemme</i> (at home)          |
| <i>frem</i> (out)          | <i>fremme</i> (out[side])        |
| <i>over</i> (over, across) | <i>ovre</i> (over there)         |
| <i>om</i> (around)         | <i>omme</i> (around, over there) |
| <i>bort</i> (away)         | <i>borte</i> (gone)              |

### Eksempler / Examples:

|  |   |
|--|---|
| <i>Hun går ind i huset.</i><br>She goes into the house.          | <i>Hun er inde i huset.</i><br>She is inside the house.                             |
| <i>Hun går ud i haven.</i><br>She goes out into the garden.      | <i>Hun er ude i haven.</i><br>She is outside in the garden.                         |
| <i>Jeg går op ad trappen.</i><br>I go up the stairs.             | <i>Jeg er oppe på toppen af trappen.</i><br>I am up there at the top of the stairs. |
| <i>Vi går ned i køkkenet.</i><br>We go down into the kitchen.    | <i>Vi er nede i køkkenet.</i><br>We are down in the kitchen.                        |
| <i>Hvor skal du hen?</i><br>Where are you going (to)?            | <i>Hvor er du henne?</i><br>Where are you?  |
| <i>Går I hjem i aften?</i><br>Do you go home tonight?            | <i>Er I hjemme i aften?</i><br>Are you at home tonight?                             |
| <i>Hun sætter kaffen frem.</i><br>She puts the coffee out.       | <i>Kaffen står fremme på bordet.</i><br>The coffee is out on the table.             |
| <i>Du går over gaden.</i><br>You go across the street.           | <i>Du er ovre på den anden side.</i><br>You are over on the other side.             |
| <i>Jeg går om hjørnet.</i><br>I walk around the corner.          | <i>Jeg er omme bag huset.</i><br>I am there behind the house.                       |
| <i>Han kører bort fra hende.</i><br>He is driving away from her. | <i>Han er borte fra hende i en uge.</i><br>He is gone from her for a week.          |

## ***Konjunktioner (Bindeord) / Conjunctions***

Conjunctions link words and sentences. They are not conjugated.

***og = and; eller = or; link words and elements in a sentence:***

*De har et hus og en have.*

(They have a house and a garden.)

*De går og snakker sammen i haven.*

(They are walking and talking in the garden.)

*Drikker du kaffe eller te?*

(Do you drink coffee or tea?)

*Det er koldt og vådt om vinteren.*

(It is cold and wet in winter.)

*Er hun inde eller ude?*

(Is she inside or outside?)

***og = and; eller = or; men = but; for = for; så = so; link independent clauses:***

*Christine ser fjernsyn, og Vibeke laver mad.*

(Christine is watching TV, and Vibeke is cooking.)

*Vil du drikke kaffe, eller vil du drikke te?*

(Do you want to drink coffee, or do you want to drink tea?)

*Michael er træt, men han vil ikke sove.*

(Michael is tired, but he does not want to sleep.)

*Mattias er glad, for han elsker sin kæreste.*

(Mattias is happy, for he loves his girlfriend.)

*Pernille studerer, så hun laver meget hjemmearbejde.*

(Pernille is a student, so she does a lot of homework.)

Conjunctions can also link a dependent clause to an independent clause. It is very important to remember that there is no inversion in the independent clause after the conjunction.

*Michael spiser ikke.*

(Michael doesn't eat.)

Michael siger, at han ikke spiser.  
 (Michael says that he doesn't eat.)

The most common conjunction for dependent clauses is **at (that)**.

Some other conjunctions are:

| Conjunction    | English       | Example   |
|----------------|---------------|---|
| <i>når</i>     | when          | <i>Jeg sover, når jeg er træt.</i><br>I sleep when I am tired.                                    |
| <i>(i)mens</i> | while         | <i>Han dækker bord, (i)mens hun laver mad.</i><br>He sets the table while she cooks the food.     |
| <i>fordi</i>   | because       | <i>Hun elsker ham, fordi han er rar.</i><br>She loves him because he is nice.                     |
| <i>før</i>     | before        | <i>Vi spiser, før vi går i byen.</i><br>We eat before we go out on the town.                      |
| <i>så</i>      | so, therefore | <i>Jeg laver mad, så du ikke skal gøre det.</i><br>I cook, so you don't have to do it.            |
| <i>om</i>      | if / whether  | <i>De spørger, om du vil med i biografen.</i><br>They are asking if you want to go to the movies. |
| <i>idet</i>    | as            | <i>Hun hørte ham, idet han kom ind ad døren.</i><br>She heard him as he came through the door.    |
| <i>da</i>      | when / as     | <i>Han sov, da de skulle til at spise.</i><br>He slept when they were going to eat.               |

|                |                    |  |
|----------------|--------------------|--|
| <i>dengang</i> | at the time / when | <i>Hun læste meget, dengang hun var lille.</i><br>She read a lot when she was a child (little).              |
| <i>siden</i>   | since              | <i>Vi har ikke snakket sammen, siden vi var børn.</i><br>We haven't talked to each other since we were kids. |

## ***Præpositioner (Forholdsord) / Prepositions***

As is the case in other languages, Danish prepositions are tough nuts to crack. There are no rules explaining which preposition to use in combination with verbs and nouns, so it is necessary to memorize them in the individual cases.

**The most common prepositions are:**

| <b>Preposition</b> | <b>English</b> | <b>Preposition</b> | <b>English</b> |
|--------------------|----------------|--------------------|----------------|
| <i>ad</i>          | along          | <i>hos</i>         | with, at       |
| <i>af</i>          | of, from       | <i>før</i>         | before         |
| <i>bag(ved)</i>    | behind         | <i>i</i>           | in             |
| <i>foran</i>       | in front of    | <i>igennem</i>     | through        |
| <i>fra</i>         | from, of       | <i>imod</i>        | against        |
| <i>med</i>         | with           | <i>siden</i>       | since          |
| <i>om</i>          | about          | <i>til</i>         | to, for        |
| <i>omkring</i>     | about, around  | <i>ved</i>         | at             |
| <i>over</i>        | over           | <i>uden</i>        | without        |
| <i>på</i>          | on             | <i>under</i>       | under          |



## Examples of prepositions with nouns:

|                |                      |                   |
|----------------|----------------------|-------------------|
| <i>i</i> = in  | <i>et land</i>       | a country         |
|                | <i>en by</i>         | a city            |
|                | <i>en gade</i>       | a street          |
|                | <i>et hus</i>        | a house           |
|                | <i>en lejlighed</i>  | an apartment      |
|                | <i>et værelse</i>    | a room            |
|                | <i>banken</i>        | the bank          |
|                | <i>biografen</i>     | the movie theater |
|                | <i>butikken</i>      | the store         |
|                | <i>kirke</i>         | church            |
|                | <i>skole</i>         | school            |
|                | <i>supermarkedet</i> | the supermarket   |
|                | <i>skoven</i>        | the woods         |
|                | <i>Århus</i>         | Aarhus            |
| <i>teatret</i> | the theater          |                   |

|                    |               |             |
|--------------------|---------------|-------------|
| <i>på</i> = on, in | <i>en vej</i> | a road      |
|                    | <i>2. sal</i> | 2. floor    |
|                    | <i>gulvet</i> | the floor   |
|                    | <i>loftet</i> | the ceiling |
|                    | <i>bordet</i> | the table   |
|                    | <i>sofaen</i> | the sofa    |

|                              |                      |                |
|------------------------------|----------------------|----------------|
| <i>på</i> = on,<br>in,<br>at | <i>apoteket</i>      | the pharmacy   |
|                              | <i>arbejde</i>       | work           |
|                              | <i>besøg hos</i>     | visit at       |
|                              | <i>biblioteket</i>   | the library    |
|                              | <i>ferie</i>         | vacation       |
|                              | <i>kontoret</i>      | the office     |
|                              | <i>sygehuset</i>     | the hospital   |
|                              | <i>mandag</i>        | Monday         |
|                              | <i>universitetet</i> | the university |

|                 |                 |             |
|-----------------|-----------------|-------------|
| <i>til = to</i> | <i>fest</i>     | party       |
|                 | <i>Frankrig</i> | France      |
|                 | <i>frisør</i>   | hairdresser |
|                 | <i>koncert</i>  | concert     |
|                 | <i>læge</i>     | doctor      |
|                 | <i>stranden</i> | the beach   |
|                 | <i>tandlæge</i> | dentist     |
|                 | <i>Århus</i>    | Aarhus      |

|                 |                      |                |
|-----------------|----------------------|----------------|
| <i>hos = at</i> | <i>en bager</i>      | a baker        |
|                 | <i>en boghandler</i> | a bookstore    |
|                 | <i>en fiskemand</i>  | a fishmonger   |
|                 | <i>en købmand</i>    | a grocer       |
|                 | <i>en læge</i>       | a doctor       |
|                 | <i>en psykolog</i>   | a psychologist |
|                 | <i>en terapeut</i>   | a therapist    |
|                 | <i>en tandlæge</i>   | a dentist      |

### Examples of prepositions and verbs:

*Her er en gave til dig.*

(Here is a present for you.)

*Christine ringer til sin mor.*

(Christine calls her mother.)

*Hun sender email til sin far.*

(She sends an email to her father.)

*Vi skal have koteletter til middag.*

(We are having chops for dinner.)

*Gaven er fra mig.*

(The present is from me.)

*Hun får en mail fra sin far.*

(She gets a mail from her father.)

*Vibeke får blomster af Michael.*  
 (Vibeke gets flowers from Michael.)  
*Hun har et billede af sine sønner.*  
 (She has a picture of her sons.)

*Hun tager til Danmark for at lære dansk.*  
 (She goes to Denmark to learn Danish.)  
*De går i supermarkedet for at købe ind.*  
 (They go to the supermarket to shop.)

### Examples of fixed expressions:

|                         |                         |
|-------------------------|-------------------------|
| <i>af og til</i>        | from time to time       |
| <i>efter min mening</i> | according to my opinion |
| <i>for det meste</i>    | most often              |
| <i>for øjeblikket</i>   | at the moment           |
| <i>i reglen</i>         | as a rule               |
| <i>i virkeligheden</i>  | really, in reality      |
| <i>med det samme</i>    | at once                 |
| <i>oven i købet</i>     | on top of things        |
| <i>på tide</i>          | about time              |
| <i>til sidst</i>        | at last                 |

## ORDLISTE / VOCABULARY

|                      |                    |
|----------------------|--------------------|
| <i>aftale, at</i>    | agree, to arrange  |
| <i>biograf, n</i>    | movie theater      |
| <i>derhjemme</i>     | at home, back home |
| <i>enkelt</i>        | single             |
| <i>for meget</i>     | too much           |
| <i>fortsætte, at</i> | continue           |

|                           |                                |
|---------------------------|--------------------------------|
| <i>forvirret</i>          | confused                       |
| <i>gå ud med, at</i>      | go out with                    |
| <i>gang, n</i>            | time                           |
| <i>glemme, at</i>         | forget                         |
| <i>have det sjovt, at</i> | have fun                       |
| <i>have travlt, at</i>    | be in a hurry                  |
| <i>heldigvis</i>          | luckily                        |
| <i>hjørne, t</i>          | corner                         |
| <i>holde kontakt, at</i>  | stay in touch, keep in contact |
| <i>høre, at</i>           | listen to, to hear             |
| <i>hoved, t</i>           | head, brain                    |
| <i>idé, n</i>             | idea                           |
| <i>ihærdigt</i>           | assiduously                    |
| <i>jakke, n</i>           | jacket, coat                   |
| <i>jamen</i>              | yes but                        |
| <i>klar</i>               | ready                          |
| <i>lækker</i>             | cool, nice                     |
| <i>langt ud på natten</i> | far into the night             |
| <i>ligesom</i>            | kind of                        |
| <i>med det samme</i>      | at once, right away            |
| <i>mens</i>               | while                          |
| <i>planlægge, at</i>      | plan                           |
| <i>ret</i>                | pretty, rather                 |
| <i>ro, n</i>              | quiet                          |
| <i>særlig</i>             | especially                     |
| <i>sent</i>               | late                           |
| <i>sidde fast, at</i>     | stick                          |
| <i>sige til, at</i>       | say to                         |

|                         |                |
|-------------------------|----------------|
| <i>sjovt</i>            | fun            |
| <i>skrive, at</i>       | write          |
| <i>slappe af, at</i>    | relax          |
| <i>smut, t</i>          | trip, stop     |
| <i>stereoanlæg, t</i>   | stereo         |
| <i>synes, at</i>        | think, to feel |
| <i>tænde, at</i>        | turn on        |
| <i>tænke, at</i>        | think          |
| <i>tid, n</i>           | time           |
| <i>trænge til, at</i>   | need           |
| <i>være enig om, at</i> | agree          |
| <i>vej, n</i>           | road, a way    |
| <i>vildt</i>            | wild           |

## ØVELSER / EXERCISES

1. **Indsæt adverbiet 'ikke' på den rigtige plads i hovedsætningen.**

**Insert the adverb 'ikke' in the independent clause.**

**Example:** Jeg læser en god bog.

Jeg læser ikke en god bog.

- Hun spiser aftensmad kl. 18. \_\_\_\_\_
- De laver mad sammen. \_\_\_\_\_
- Vi sover til kl. 12. \_\_\_\_\_
- Der er en god film i fjernsynet. \_\_\_\_\_
- Hun drikker en øl i baren. \_\_\_\_\_
- De snakker sammen hele natten. \_\_\_\_\_

2. **Indsæt adverbiet 'ikke' på den rigtige plads i bisætningen.**

**Insert the adverb 'ikke' in the dependent clause.**

**Example:** Jeg håber, at han kommer i dag.

Jeg håber, at han ikke kommer i dag.

1. Vi ser, at han sidder i hjørnet. \_\_\_\_\_
2. Han siger, at han henter øl. \_\_\_\_\_
3. De siger, at de går nu. \_\_\_\_\_
4. Vi drikker te, fordi det er varmt. \_\_\_\_\_

**Note:** For independent clauses with the words: *at synes* (to think); *at tro* (to think, believe); and *at tænke* (to think, assume) followed by a dependent clause, place the negation in the independent clause following these verbs rather than placing it in the dependent clause.

**Example:** Jeg tror, at hun er glad i aften.

Jeg tror ikke, hun er glad i aften.

5. Vi tror, de læser mange bøger. \_\_\_\_\_
6. De synes, at det er en god film. \_\_\_\_\_
7. De tænker, at festen bliver sjov. \_\_\_\_\_

**3. Indsæt den rigtige, bøjede form af adverbiet.****Insert the correct, conjugated form of the adverb.**

1. (meget) Mattias synger \_\_\_\_\_ end Christine.
2. (lidt) Vibeke spiser \_\_\_\_\_ end Michael.
3. (gerne) Jeg vil \_\_\_\_\_ have en kop te.
4. (længe) Hun studerer \_\_\_\_\_ , end han gør.
5. (ofte) De går \_\_\_\_\_ i byen om lørdagen.

**4. Indsæt den korte eller lange form af adverbiet.****Insert the short or long form of the adverb.**

1. (op) De går \_\_\_\_\_ ad trappen til køkkenet.
2. (ind) Vi spiser \_\_\_\_\_ i spisestuen.
3. (ud) Der er meget smukt \_\_\_\_\_ i skoven.
4. (hen) Hvor skal du \_\_\_\_\_?
5. (over) Hun ser Michael \_\_\_\_\_ på den anden side af gaden.
6. (ned) Vi sidder \_\_\_\_\_ på gulvet og ser fjernsyn.
7. (hjem) Vil du med \_\_\_\_\_ i aften?
8. (om) Jeg har min cykel \_\_\_\_\_ i haven.
9. (frem) Der er te \_\_\_\_\_ på bordet.
10. (bort) De kører \_\_\_\_\_ på cykel.

**5. *Indsæt den rigtige præposition.*****Insert the correct preposition.**

1. Han går ud \_\_\_\_ køkkenet \_\_\_\_ at lave mad.
2. Hun sender en mail \_\_\_\_ sin mor og ringer \_\_\_\_ sin far.
3. Jeg har en gave \_\_\_\_ dig \_\_\_\_ din mor.
4. Vi kommer \_\_\_\_ besøg \_\_\_\_ morgen.
5. Jeg skal \_\_\_\_ læge i morgen. \_\_\_\_ lægen er der ikke sjovt.
6. Hun bor \_\_\_\_ Mattias og snakker \_\_\_\_ hans forældre.
7. Vi skal \_\_\_\_ ferie \_\_\_\_ Frankrig \_\_\_\_ en uge.
8. Vi rejser \_\_\_\_ morgen og kører \_\_\_\_ tog \_\_\_\_ Paris.

**6. *Oversæt til dansk.*****Translate into Danish.**

1. We work very hard and study far into the night.  
\_\_\_\_\_
2. They think it would be nice to go out.  
\_\_\_\_\_
3. She likes watching movies at the movie theater.  
\_\_\_\_\_
4. First she will get her coat, and then she is ready.  
\_\_\_\_\_
5. They agree that the movie is funny and exciting.  
\_\_\_\_\_
6. On their way home, they want to get a beer in a bar.  
\_\_\_\_\_
7. A friend is sitting in the corner and speaks to them.  
\_\_\_\_\_
8. He wants to sit with them, and he gets beer.  
\_\_\_\_\_



9. They all have a good time and stay out late.
- 
10. They also want to meet each other again and have fun.
- 
11. They have not had too much to drink, so they can drive home.
- 
12. But they don't have a car, so they take the bus.
- 
13. She is relaxed now, for she likes to talk to friends.
- 
14. They all listen to the music from the stereo and the computer.
- 

(See answer key, pages 284–285.)



## **Lektion 7**

**Jeg har brug for noget nyt tøj!**

---

## **Lesson 7**

**I need some new clothes!**

*En lørdag morgen i begyndelsen af november har Vibeke og Pernille aftalt med Christine, at de skal tage i byen sammen for at købe nyt tøj til Christine.*

*Vibeke:*

*Skal vi ikke<sup>1</sup> bare tage bussen ind til byen? Så behøver vi ikke at finde en parkeringsplads. Det er ret håbløst lørdag formiddag.*

*Pernille:*

*Jo, lad os bare det. Så kan vi stå af ved Banegårdspladsen<sup>2</sup> og starte i Bruuns Galleri.<sup>3</sup> Ved du, hvad for noget tøj du gerne vil have, Christine?*

*Christine:*

*Både ja og nej. Jeg vil gerne have noget rigtig dansk tøj, så jeg ikke længere ser ud som en amerikaner, og jeg har virkelig brug for noget varmt vintertøj, nu hvor det bliver koldere.*

*Pernille:*

*Det er fint nok. Der er masser af butikker, og der er sikkert udsalg eller gode tilbud de fleste steder.*

A Saturday morning in the beginning of November, Vibeke and Pernille have agreed with Christine that they go out shopping together for new clothes for Christine.

Vibeke:

Why don't we just take the bus into town? Then we don't have to find a parking spot. It is pretty hopeless on a Saturday morning.

Pernille:

Yes, let us just do that. Then we can get off at Banegårdspladsen<sup>2</sup> and start in Bruuns Galleri. Do you know what kind of clothes you would like, Christine?

Christine:

Both yes and no. I would like some real Danish clothes, so I don't look like an American any longer, and I really need some warm winter clothes now that it is getting colder.

Pernille:

That is just fine. There are lots of stores, and there is probably a sale or bargains in most places.

*De tager bussen ind til byen og skynder sig ind i Bruuns Galleri. Det begyndte nemlig at regne, mens de sad i bussen.*

*Vibeke:*

*Uh, sikken et møgvejr. Hvorfor skal det altid være så koldt og trist i november? Sidste år var det også væmmelig koldt på det her tidspunkt.*

*Pernille:*

*Ja, men skidt med det. Vi er jo inden døre, og det er sjovt at se på tøj. Skal vi starte i den her butik, Christine? De har noget fedt tøj, som garanteret vil passe dig. Hvad størrelse bruger du?*

*Christine:*

*Tja, i USA brugte jeg en størrelse 4,<sup>4</sup> men jeg ved ikke, hvad det svarer til her. Jeg tror også, jeg har taget lidt på, siden jeg kom til Danmark. Vi har spist alt for meget god mad!*

*Vibeke:*

*Ja, men det er jo også, fordi du har lavet mad så mange gange. Lad os prøve<sup>5</sup> at starte med en størrelse 38. Det svarer til en medium, og så kan du se, om det er den rigtige.*

They take the bus into town and hurry into Bruuns Galleri. It started to rain while they were sitting in the bus.

Vibeke:

Ugh, what nasty weather. Why does it always have to be so cold and drab in November? Last year it was also disgustingly cold at this time.

Pernille:

Yes, but never mind. We are indoors, and it is fun to look at clothes. How about starting in this store, Christine? They have some cool clothes which are sure to fit you. What size are you?

Christine:

Well, in the USA I was a size 4, but I don't know what that corresponds to here. I also think I have gained a bit of weight since I came to Denmark. We have had way too much good food!

Vibeke:

Yes, but that is also because you have cooked so many times. Why don't we start with a size 38. That corresponds to a medium, and then you can see if that is the right one.

*Pernille:*

*Her er nogle lækre røde<sup>6</sup> uldne<sup>7</sup> sweaters til vinter. Og der er nogle flotte sorte fløjlsbukser, som ikke er ret dyre. Var det noget? Fløjlsbukser er varmere end cowboybukser, synes jeg, så jeg bruger dem meget om vinteren. Har du egentlig en varm vinterjakke?*

*Christine:*

*Ja, jeg har min blå dunjakke, men jeg kunne godt tænke mig en brun læderjakke også. Jeg så en pige i går, der havde en superflot lang læderfrakke på, og sådan en kunne jeg godt tænke mig.*

*Vibeke:*

*Det kan vi finde nede ad Strøget,<sup>8</sup> er jeg sikker på. Hvad med hvide skjorter? Har du brug for det? Og her er der også nogle bløde langærmede t-shirts af bomuld i forskellige farver. De er på tilbud.*

*Christine:*

*Dem prøver jeg lige. Hvor er prøverummet? Gider I godt at vente imens?*

*Pernille:*

*Ja da. Vi kigger bare videre, og hvis størrelserne ikke passer,<sup>9</sup> kan vi finde nogle andre til dig.*

*Pernille:*

Here are some cool red woolen sweaters for winter. And there are some nice black corduroy pants which aren't too expensive. What do you think? Corduroy pants are warmer than jeans, I think, so I use them a lot in winter. Do you have a warm winter coat?

*Christine:*

Yes, I have my blue down coat, but I would really like a brown leather coat as well. I saw a girl yesterday who was wearing a super cool long leather coat, and I would like one like that.

*Vibeke:*

We can find that down Strøget, I am sure. How about white shirts? Do you need that? And here are also some soft long-sleeved cotton t-shirts in various colors. They are on sale.

*Christine:*

I'll just try them on. Where is the fitting room? Would you mind waiting while I do it?

*Pernille:*

Sure. We'll just keep looking, and if the sizes don't fit, we can find some others for you.

*Christine:*

*Se her. Hvad synes I? Jeg kan godt lide den grønne bomuldsbluse sammen med den hvide skjorte. De passer også rigtig godt. Men er bukserne ikke for korte?*

*Pernille:*

*Jo, hvis du skal have højhælede sko eller støvler på. Jeg finder lige et par, der er længere. Hvad med sweaterne?*

*Christine:*

*De er rigtig søde og varme. Jeg tror, jeg vil have den stramme sweater, for jeg har nok løse sweatshirts.*

*Vibeke:*

*Du ser faktisk helt dansk ud i det tøj. Flot! Det klæder<sup>9</sup> dig! Lad os så betale og komme videre. Der er masser af ting at se på i byen.*

*De betaler tøjet og går ud af Bruuns Galleri og ned ad Strøget. Der er mange mennesker og butikker, og de standser ved en skobutik.*

*Christine:*

*Nej, se de højhælede støvler der. Dem vil jeg godt prøve til mine nye bukser. Skal vi ikke gå derind?*

*Christine:*

*Look here. What do you think? I like the green cotton shirt with the white shirt. They also fit me really well. But aren't the pants too short?*

*Pernille:*

*Yes, if you are wearing high-heeled shoes or boots. I'll just find a longer pair. How about the sweaters?*

*Christine:*

*They are really cute and warm. I think I want the tight sweater, for I have enough loose sweatshirts.*

*Vibeke:*

*You actually look quite Danish in those clothes. Great! They look good on you! Let us pay and move on. There are lots of things to look at in town.*

*They pay for the clothes and leave Bruuns Galleri and walk down Strøget. There are lots of people and stores, and they stop at a shoe store.*

*Christine:*

*Oh, look at those high-heeled boots. I would like to try those on with my new pants. Shouldn't we go in there?*

*Vibeke:*

*Jo, det er en god butik. Hvad størrelse sko bruger du?*

*Christine:*

*Jeg bruger 7½<sup>10</sup> i USA, men det er jo nok heller ikke det samme her?*

*Pernille:*

*Prøv at se, hvor store dine fødder er i forhold til mine. Jeg bruger størrelse 39, og jeg tror også, det er din størrelse.*

*Christine:*

*Nej, hvor er de støvler lækre at have på. Synes I ikke, jeg også skal købe dem? Er de dyre?*

*Vibeke:*

*Nej, det er ikke så galt, og de passer flot til dine bukser og din jakke. Dem skal du nok blive glad for.*

*Pernille:*

*Jeg har haft mine støvler i to år, og de er stadigvæk rigtig pæne, så det kan godt betale sig at købe kvalitet. Billige støvler holder ikke ret længe.*

*Christine:*

*Nej, det har du ret i. Men nu er det vist også på tide at sidde lidt ned, før vi går videre.*

*Vibeke:*

*Yes, that is a good store. What size shoes do you use?*

*Christine:*

*I use 7½ in the U.S., but that is probably not the same here?*

*Pernille:*

*See how big your feet are compared to mine. I use size 39, and I think that is your size too.*

*Christine:*

*Oh, how those boots are comfortable to wear. Don't you think I should buy them as well? Are they expensive?*

*Vibeke:*

*No, that is not so bad, and they go well with your pants and your coat. You will definitely be happy with them.*

*Pernille:*

*I have had my boots for two years, and they still look really nice, so it pays to buy quality. Cheap boots don't last very long.*

*Christine:*

*No, you are right! But isn't it about time now that we sit down a bit before we go on.*



|   |   |
|---|---|
| <i>De betaler støvlerne, og så tager de en kop kaffe, før de fortsætter deres indkøbstur.</i>               | They pay for the boots, and then they grab a cup of coffee before they continue their shopping.                 |
| <i>De var godt trætte, da de kom hjem igen ved 16-tiden om eftermiddagen. Det havde været en god bytur.</i> | They were very tired when they got back home around 4 in the afternoon. It had been a good shopping expedition. |

### Fodnoter / Footnotes

1. *Ikke* is the most common negation. (See Grammar, page 148.)
2. *Banegårdsplads* is the square outside the railway station in the middle of Århus.
3. *Bruuns Galleri* is a fairly new indoor mall right next to and connected with the main railway station.
4. Danish sizes are different from American ones. Clothes are in either L(arge), M(edium), or S(mall), or number sizes starting around 32 and jumping two: 32, 34, 36, 38, 40, etc.
5. *At prøve* (to try) is used in its literal sense, but also, like here, very frequently as an encouragement. It doesn't literally mean that you should try to do something, but instead it means "let us do something."
6. *Rød* is the color red. Some other colors are:

|               |        |              |        |
|---------------|--------|--------------|--------|
| <i>blå</i>    | blue   | <i>pink</i>  | pink   |
| <i>grøn</i>   | green  | <i>gul</i>   | yellow |
| <i>hvid</i>   | white  | <i>sort</i>  | black  |
| <i>brun</i>   | brown  | <i>lilla</i> | purple |
| <i>orange</i> | orange |              |        |

7. *Uld* is wool. The adjective is *ulden*. Some other materials are:

|               |         |                |       |
|---------------|---------|----------------|-------|
| <i>bomuld</i> | cotton  | <i>viscose</i> | rayon |
| <i>acryl</i>  | acrylic | <i>silke</i>   | silk  |

8. *Strøget* is the long pedestrian street down the middle of Århus.
9. *At passe* means to fit size-wise. *At klæde* means to fit in the sense that it looks good on you.
10. Danish shoe sizes for women start around 36, and men's around 40. Shoes and boots normally come in whole and half sizes.

**GRAMMATIK / GRAMMAR*****Nægtelser / Negations***

*ikke* (not)

*ikke altid* (not always)

*aldrig* (never)

In an independent clause, the negation comes after the verb:

*Hun spiser ikke morgenmad.*

(She does not eat breakfast.)

*Hun spiser ikke altid morgenmad.*

(She does not always eat breakfast.)

*Hun spiser aldrig morgenmad.*

(She never eats breakfast.)

If there are more adverbs, *ikke*, *ikke altid*, and *aldrig* are the last adverbs in the sentence:

*Jeg vil alligevel ikke købe bukserne.*

(I do not want to buy the jeans after all.)

*Hun siger faktisk ikke altid, hvad hun tænker.*

(Actually, she does not always say what she thinks.)

*De er bestemt ikke altid søde.*

(They are definitely not always nice.)

*Hun kommer sikkert aldrig til middag.*

(She will probably never come to dinner.)

In a dependent clause, the negation is in front of the verb:

*Hun siger, at hun ikke spiser morgenmad.*

She says that she doesn't eat breakfast.

*Hun siger, at hun ikke altid spiser morgenmad.*

She says that she doesn't always eat breakfast.

*Hun siger, at hun aldrig spiser morgenmad.*

She says that she never eats breakfast.

## Verbets Former og Tider / Verb Tenses

Verbs have four forms and four tenses in Danish:

### Forms:

| Verb Group | <i>Imperativ (Bydemåde) / Imperative</i> | <i>Infinitiv (Navneform) / Infinitive</i> | <i>Præsens participium (Lang tillægsform) / Present Participle</i> | <i>Perfektum participium (Kort tillægsform) / Past Participle</i> |
|------------|--|---|--|---|
| 1)         | <i>spis</i> (eat)                        | <i>at spise</i> (to eat)                  | <i>spisende</i> (eating)   | <i>spist</i> (eaten)  |
| 2)         | <i>vask</i> (wash)                       | <i>at vaske</i>                           | <i>vaskende</i>  | <i>vasket</i>   |
| 3)         | <i>skriv</i> (write)                     | <i>at skrive</i>                          | <i>skrivende</i>   | <i>skrevet</i>  |
| 3)         | <i>hold</i> (hold)                       | <i>at holde</i>                           | <i>holdende</i>  | <i>holdt</i>  |

About 90 percent of all regular verbs follow group 2.

### Tenses:

| Verb Group | <i>Præsens (Nutid) / Present tense</i> | <i>Imperfektum (Datid) / Past tense</i> | <i>Perfektum (Før-Nutid) / Present Perfect</i> | <i>Pluskvamperfektum (Før-Datid) / Past Perfect</i> |
|------------|--|---|--|---|
| 1)         | <i>spiser</i> (eats)                   | <i>spiste</i> (ate)                     | <i>har spist</i> (has eaten)                   | <i>havde spist</i> (had eaten)                      |
| 2)         | <i>vasker</i> (washes)                 | <i>vaskede</i>                          | <i>har vasket</i>                              | <i>havde vasket</i>                                 |
| 3)         | <i>sover</i> (sleeps)                  | <i>sov</i>                              | <i>har sovet</i>                               | <i>havde sovet</i>                                  |
| 3)         | <i>holder</i> (holds)                  | <i>holdt</i>                            | <i>har holdt</i>                               | <i>havde holdt</i>                                  |

Endings for the three groups:

|    |     |        |          |          |
|----|-----|--------|----------|----------|
| 1) | -er | -te    | -t       | -t       |
| 2) | -er | -ede   | -et      | -et      |
| 3) | -er | - / -t | -et / -t | -et / -t |

*Hun spiser morgenmad i dag.*

(She eats breakfast today.)

*Hun spiste på restaurant i aftes.*

(She ate at a restaurant last night.)

*Hun har spist to kager i dag.*

(She has eaten two cakes today.)

*Hun sagde, at hun havde spist for meget i går.*

(She said that she had eaten too much yesterday.)

**Note:** Some verbs whose imperative form ends in a vowel do not add an **-e** in the infinitive, and in the present they only add **-r**:

|                          |                               |                            |                          |                                   |                             |
|--------------------------|-------------------------------|----------------------------|--------------------------|-----------------------------------|-----------------------------|
| <i>at få</i><br>(to get) | <i>at gå</i><br>(to go, walk) | <i>at le</i><br>(to laugh) | <i>at se</i><br>(to see) | <i>at slå</i><br>(to hit, strike) | <i>at stå</i><br>(to stand) |
| <i>får</i>               | <i>går</i>                    | <i>ler</i>                 | <i>ser</i>               | <i>slår</i>                       | <i>står</i>                 |

|                           |                             |                            |                          |                               |
|---------------------------|-----------------------------|----------------------------|--------------------------|-------------------------------|
| <i>at bo</i><br>(to live) | <i>at gøre</i><br>(to bark) | <i>at nå</i><br>(to reach) | <i>at sy</i><br>(to sew) | <i>at tro</i><br>(to believe) |
| <i>bor</i>                | <i>gør</i>                  | <i>når</i>                 | <i>sy</i>                | <i>tror</i>                   |

### Present Tense:

The **present tense** is formed by adding **-er** to the imperative form (the stem), or **-r** to the infinitive.

It is used:

1. About that which is going on at the present moment:

*Hun spiser en kage nu.*

(She is eating a cake now.)

- About that which is always the case:

*Århus ligger i Jylland.*

(Aarhus is in Jutland.)

- About the future:

*Jeg kommer kl. 18.*

(I will come at 6 pm.)

**Note: Danish doesn't have progressive tenses.** The progressive tense is translated into a regular tense:

*Jeg sover.* (I am sleeping.)

*Jeg læste.* (I was reading.)

### Past Tense:

The **past tense** is formed by adding **-ede** or **-te** to the imperative form (the stem). A large group of verbs (group 3 above) are irregular.

The **past tense** is used:

- About something which took place at a time in the past:

*Hun spiste morgenmad i går.*

(She ate breakfast yesterday.)

- About a specific period of time in the past:

*Jeg sad i bussen i en time.*

(I sat on the bus for an hour.)

- About something you wish for, or to be polite:

*Jeg ville gerne komme i går, men jeg kunne ikke.*

(I wanted to come yesterday, but I couldn't.)

*Kunne jeg få en kop te?*

(Could I have a cup of tea?)

**Present Perfect Tense:**

The **present perfect tense** is formed by using the auxiliary verb **har** and the past participle:

*Jeg har spist.* (I have eaten.)

*Jeg har vasket mig.* (I have washed.)

Some verbs use the auxiliary verb **er** and the past participle, for example:

*Jeg er gået.* (I have gone.)

*Jeg er begyndt.* (I have begun.)

*Jeg er blevet mor.* (I have become a mother.)

The **present perfect tense** is used:

1. About something happening before the present time:  
*Har du spist [før nu]?*  
 (Have you eaten [before now]?)  
*Jeg har vasket mig, så nu kan jeg sove.*  
 (I have washed, so now I can sleep.)
2. About something which has begun in the past but is stretching into the present time:  
*Jeg har spist koteletter i tre dage [og jeg spiser dem stadigvæk].*  
 (I have been eating chops for three days [and I'm still eating them].)
3. With an independent clause in the future to indicate something that takes place before the future action:  
*Skal vi ikke gå en tur, når vi har spist?*  
 (Should we not go for a walk when we have eaten?)

**Difference between the past tense and the perfect tense:****The past tense emphasizes the activity:**

*I aftes spiste vi middagsmad kl. 19.*  
 (Last night we ate dinner at 7 pm.)

**The perfect tense emphasizes the result:**

*Jeg er ikke sulten, for jeg har spist.*  
 (I am not hungry, for I have eaten.)

**Past Perfect Tense:**

The **past perfect tense** is formed by using the auxiliary verb **havde** and the past participle:

*Jeg havde spist.* (I had eaten.)  
*Jeg havde vasket mig.* (I had washed.)

Some verbs use the auxiliary verb **var** and the past participle, for example:

*Jeg var gået.* (I had gone.)  
*Jeg var begyndt.* (I had begun.)  
*Jeg var blevet mor.* (I had become a mother.)

The **past perfect tense** is used:

1. About something happening before the present time:  
*Vi havde spist så meget til aften, at vi ikke kunne /  
 behøvede at spise før næste morgen.*  
 (We had eaten such a large dinner that we didn't need to  
 eat until the next morning.)  
*Jeg havde læst bogen i går, så jeg kunne gå til eksamen  
 i dag.*  
 (I had read the book yesterday, so I could take the exam  
 today.)

2. About something one is imagining:  
*Hvis jeg havde spist lidt mere i går, havde jeg ikke været så sulten i dag.*  
(If I had eaten a bit more yesterday I would not have been so hungry today.)
3. About something one had wished one had done in the past:  
*Bare jeg havde spist lidt mindre i går [men det gjorde jeg ikke].*  
(I wish I had eaten a bit less yesterday [but I didn't].)  
*Bare jeg havde læst mere, mens jeg gik på universitetet [men det gjorde jeg ikke].*  
(I wish I had studied more while at the University [but I didn't].)



**Irregular Verbs:**

There are approximately 120 irregular verbs. Almost all of them are only irregular in the past and perfect tenses, so it is sufficient to memorize the infinitive, past and perfect tense in order to know the entire verb. Some of the most common irregular verbs are listed here. Complete lists can be found in most dictionaries.

| <b>Infinitive</b> | <b>Present tense</b> | <b>Past tense</b> | <b>Perfect tense</b>  | <b>English</b> |
|-------------------|----------------------|-------------------|-----------------------|----------------|
| <i>at blive</i>   | <i>bliver</i>        | <i>blev</i>       | <i>er blevet</i>      | to become      |
| <i>at bringe</i>  | <i>bringer</i>       | <i>bragte</i>     | <i>har bragt</i>      | to bring       |
| <i>at drikke</i>  | <i>drikker</i>       | <i>drak</i>       | <i>har drukket</i>    | to drink       |
| <i>at give</i>    | <i>giver</i>         | <i>gav</i>        | <i>har givet</i>      | to give        |
| <i>at gøre</i>    | <i>gør</i>           | <i>gjorde</i>     | <i>har gjort</i>      | to do          |
| <i>at holde</i>   | <i>holder</i>        | <i>holdt</i>      | <i>har holdt</i>      | to hold        |
| <i>at komme</i>   | <i>kommer</i>        | <i>kom</i>        | <i>er kommet</i>      | to come        |
| <i>at ligge</i>   | <i>ligger</i>        | <i>lå</i>         | <i>har ligget</i>     | to lie         |
| <i>at lægge</i>   | <i>lægger</i>        | <i>lagde</i>      | <i>har lagt</i>       | to lay         |
| <i>at løbe</i>    | <i>løber</i>         | <i>løb</i>        | <i>har / er løbet</i> | to run         |
| <i>at sidde</i>   | <i>sidder</i>        | <i>sad</i>        | <i>har siddet</i>     | to sit         |
| <i>at sætte</i>   | <i>sætter</i>        | <i>satte</i>      | <i>har sat</i>        | to set         |
| <i>at sige</i>    | <i>siger</i>         | <i>sagde</i>      | <i>har sagt</i>       | to say         |
| <i>at skrive</i>  | <i>skriver</i>       | <i>skrev</i>      | <i>har skrevet</i>    | to write       |
| <i>at spørge</i>  | <i>spørger</i>       | <i>spurgte</i>    | <i>har spurgt</i>     | to ask         |
| <i>at synge</i>   | <i>synger</i>        | <i>sang</i>       | <i>har sunget</i>     | to sing        |
| <i>at tage</i>    | <i>tager</i>         | <i>tog</i>        | <i>har taget</i>      | to take        |
| <i>at vide</i>    | <i>ved</i>           | <i>vidste</i>     | <i>har vidst</i>      | to know        |

### ***Ubestemte Pronominer / Indefinite Pronouns:*** ***nogen, nogle, noget***

***Nogen*** and ***nogle*** indicate a small indefinite number of countable objects. There is no difference in the pronunciation of the two words.

*Nogen* + a noun = any:

*Er der nogen hjemme?*

(Is there anyone home?)

*Nogle* + a noun = some:

*Michael har taget nogle kager med hjem.*

(Michael has brought some cakes home with him.)

**Noget** is used about an indefinite amount which is uncountable:

*Hvad for noget tøj vil du helst have?*

(Which clothes would you prefer?)

*Jeg har noget ost og vin i køkkenet.*

(I have some cheese and wine in the kitchen.)

## ORDLISTE / VOCABULARY

|                            |                              |
|----------------------------|------------------------------|
| <i>behøve, at</i>          | need                         |
| <i>betale, at</i>          | pay                          |
| <i>blød; hård</i>          | soft; hard                   |
| <i>bruge, at</i>           | use                          |
| <i>bytur, n</i>            | shopping expedition          |
| <i>både</i>                | both                         |
| <i>dunjakke, n</i>         | down coat                    |
| <i>dyr; billig</i>         | expensive; cheap             |
| <i>dårlig; god</i>         | bad; good                    |
| <i>eftermiddag, n</i>      | afternoon                    |
| <i>egentlig</i>            | actually, really             |
| <i>faktisk</i>             | actually                     |
| <i>fløjlsbukser, n, pl</i> | corduroy pants, velvet pants |
| <i>fod, n</i>              | foot                         |

|                             |                                    |
|-----------------------------|------------------------------------|
| <i>formiddag, n</i>         | morning                            |
| <i>gal</i>                  | bad, angry                         |
| <i>garanteret</i>           | with guarantee, surely             |
| <i>gide, at</i>             | care to, like to, feel inclined to |
| <i>gå videre, at</i>        | go on, move on                     |
| <i>have brug for, at</i>    | need                               |
| <i>heller ikke</i>          | not ... either                     |
| <i>højhælet</i>             | high-heeled                        |
| <i>håbløst</i>              | hopeless                           |
| <i>i forhold til</i>        | in relation to, compared to        |
| <i>imens</i>                | meanwhile, in the meantime         |
| <i>inden døre</i>           | indoors                            |
| <i>indkøbstur, n</i>        | shopping trip                      |
| <i>kigge, at</i>            | look                               |
| <i>komme videre, at</i>     | go on, move on                     |
| <i>kort; lang</i>           | short; long                        |
| <i>kvalitet, n</i>          | quality                            |
| <i>langærmet; kortærmet</i> | long-sleeved; short-sleeved        |
| <i>læderjakke, n</i>        | leather coat                       |
| <i>masse, n / masser</i>    | lots                               |
| <i>nemlig</i>               | namely, for, that is               |
| <i>parkeringsplads, n</i>   | parking spot                       |
| <i>prøverum, t</i>          | fitting room                       |
| <i>se på, at</i>            | look at                            |
| <i>se ud som, at</i>        | look like                          |
| <i>skidt med</i>            | never mind                         |
| <i>skynde sig, at</i>       | hurry                              |
| <i>standse, at</i>          | stop                               |

|                       |                        |
|-----------------------|------------------------|
| <i>sted, t</i>        | place                  |
| <i>stram; løs</i>     | tight; loose           |
| <i>størrelse, n</i>   | size                   |
| <i>stå af, at</i>     | get off                |
| <i>svare til, at</i>  | correspond to          |
| <i>tage på, at</i>    | gain weight            |
| <i>tidspunkt, t</i>   | time, period           |
| <i>tilbud, t</i>      | bargain, special offer |
| <i>tja</i>            | well                   |
| <i>trist</i>          | sad, drab              |
| <i>udsalg, t</i>      | sale                   |
| <i>væmmelig, mæg-</i> | disgusting             |

## UDTRYK / EXPRESSIONS

|                                |   |
|--------------------------------|---|
| <i>Lad os bare det.</i>        | Let us just do that.                                      |
| <i>Både ja og nej.</i>         | Both yes and no.  |
| <i>Føj, sikken et møgvejr.</i> | Ugh, what nasty weather.                                  |
| <i>Skidt med det.</i>          | Never mind.   |
| <i>Var det noget?</i>          | Would that interest you? Would that be something for you? |
| <i>Hvad med ...</i>            | How about ...   |
| <i>Gider I godt ...</i>        | Would you mind ...  |

## ØVELSER / EXERCISES

### 1. *Indsæt nægtelserne i begge sætninger.* Insert the negations in both clauses.

1. (ikke) Jeg spiser morgenmad, når jeg står op.
2. (ikke) Jeg spiser morgenmad, når jeg er stået op.
3. (ikke altid) Hun spiser morgenmad, når hun står op.

4. (ikke altid) Hun spiser morgenmad, når hun er stået op.
5. (aldrig) Han spiser morgenmad, når han står op.
6. (aldrig) Han spiser morgenmad, når han er stået op.
7. (ikke) Læste vi en god bog, mens vi sad ned i bussen?
8. (ikke altid) Læste de en god bog, når de sad ned i bussen?
9. (aldrig) Læste I en god bog, mens I sad ned i bussen?

## 2. *Indsæt Datid af verbet.*

**Insert the verb in the past tense.**

1. (at spise) De \_\_\_\_\_ morgenmad.
2. (at læse) Vi \_\_\_\_\_ mange bøger.
3. (at gå) Vi \_\_\_\_\_ en tur.
4. (at sove) Jeg \_\_\_\_\_ fire timer.
5. (at begynde) Du \_\_\_\_\_ på dit hjemmearbejde.
6. (at passe) Den bluse \_\_\_\_\_ hende.
7. (at sidde) Hun \_\_\_\_\_ i bussen i en halv time.
8. (at komme) Han \_\_\_\_\_ til festen med bus.
9. (at finde) Vi \_\_\_\_\_ en parkeringsplads.
10. (at drikke) Jeg \_\_\_\_\_ champagne.

## 3. *Indsæt Før-Nutid af verbet.*

**Insert the verb in the present perfect tense.**

1. (at spise) De \_\_\_\_\_ morgenmad.
2. (at læse) Vi \_\_\_\_\_ mange bøger.
3. (at gå) Vi \_\_\_\_\_ en tur.
4. (at sove) Jeg \_\_\_\_\_ fire timer.
5. (at begynde) Du \_\_\_\_\_ på dit hjemmearbejde.
6. (at passe) Den bluse \_\_\_\_\_ hende.
7. (at sidde) Hun \_\_\_\_\_ i bussen i en halv time.
8. (at komme) Han \_\_\_\_\_ til festen med bus.
9. (at finde) Vi \_\_\_\_\_ en parkeringsplads.
10. (at drikke) Jeg \_\_\_\_\_ champagne.

**4. *Indsæt Før-Datid af verbet og gør sætningen negativ.***  
**Insert the verb in the past perfect tense and negate the sentence.**

**Example:** (at se) De \_\_\_\_\_ ret mange pæne bluser.  
 De havde ikke set ret mange pæne bluser.

1. (at spise) De \_\_\_\_\_ morgenmad i går.
2. (at læse) Vi \_\_\_\_\_ mange bøger.
3. (at gå) Vi \_\_\_\_\_ en tur.
4. (at sove) Jeg \_\_\_\_\_ fire timer.
5. (at begynde) Du \_\_\_\_\_ på dit hjemmearbejde i går.
6. (at passe) Den bluse \_\_\_\_\_ hende.
7. (at sidde) Hun \_\_\_\_\_ i bussen i en halv time.
8. (at komme) Han \_\_\_\_\_ til festen med bus.
9. (at finde) Vi \_\_\_\_\_ en parkeringsplads.
10. (at drikke) Jeg \_\_\_\_\_ champagne i går.

**5. *Indsæt nogen, noget, eller nogle.***  
**Insert *nogen, noget, or nogle.***

1. Vi har ikke \_\_\_\_\_ bil.
2. Jeg har ikke \_\_\_\_\_ tøj.
3. Jeg har købt \_\_\_\_\_ gode bøger.
4. Vi har \_\_\_\_\_ problemer med vores fjernsyn.
5. Kan du sige \_\_\_\_\_ godt om ham?
6. Har du \_\_\_\_\_ børn?

**6. *Oversæt til dansk.***  
**Translate into Danish.**

1. We can't find a parking spot in town.
-

2. In the morning it is hopeless to drive into town.  
\_\_\_\_\_
3. I really need some new clothes for winter.  
\_\_\_\_\_
4. My coat is nice and warm, but I would like a short coat.  
\_\_\_\_\_
5. The red colors look good on you.  
\_\_\_\_\_
6. What kind of blouses do you need?  
\_\_\_\_\_
7. I want some high-heeled boots for my new pants.  
\_\_\_\_\_
8. The weather is disgusting in November because it rains  
and is cold.  
\_\_\_\_\_  
\_\_\_\_\_
9. Never mind. When we are indoors, we can have fun.  
\_\_\_\_\_
10. I like shopping for clothes with my friends.  
\_\_\_\_\_
11. When they got tired, they sat down and had a cup of coffee.  
\_\_\_\_\_
12. After they had looked for half an hour, they found a shoe store.  
\_\_\_\_\_
13. When she had found her new boots, she was very happy.  
\_\_\_\_\_
14. They were really tired when they came home in the  
afternoon after their shopping expedition.  
\_\_\_\_\_  
\_\_\_\_\_

(See answer key, pages 285–287.)





**Lektion 8**  
**Lad os gå i byen!**

---

**Lesson 8**  
**Let's go out!**

*I december måned tager mange danskere til julefrokost, ikke én men flere gange. Christian har inviteret Christine med til julefrokost hos nogle venner, og bagefter skal de mødes med Pernille og Mattias på et diskotek.*

*Christine:*

*Nu kan jeg altså ikke spise mere.*

*Christian:*

*Jamen, vi er jo først lige kommet til osten, og du skal bestemt smage et rigtig dansk ostebord!*

*Christine:*

*Jeg vil gerne smage, men jeg kan simpelthen ikke mere lige nu. Vent lidt, så får jeg min appetit tilbage! Det var godt nok et stort måltid, og vi har jo også spist hele eftermiddagen!*

*Christian:*

*Ja, i Danmark tager man sin julefrokost alvorligt! Det er lige så godt som at gå på restaurant, og så er det ikke så dyrt!*

*Christine:*

*Er det dyrt at spise på restaurant i Danmark? Jeg har ikke prøvet det endnu!*

In the month of December, many Danes go to "Christmas luncheons," not just once but several times. Christian has invited Christine to a Christmas luncheon at some friends' house, and afterwards they are meeting Pernille and Mattias at a discotheque.

Christine:

I really can't eat any more now.

Christian:

But we have only just gotten to the cheese, and you certainly have to taste a real Danish cheese spread.

Christine:

I would like to taste, but I simply can't eat any more right now. Wait a bit, and I will get my appetite back. That was truly a large meal, and we have been eating all afternoon!

Christian:

Yes, in Denmark Christmas luncheons are taken seriously! It is just as good as going to a restaurant, and then it isn't as expensive!

Christine:

Is it expensive to eat in a restaurant in Denmark? I haven't tried it yet!

*Christian:*

*Ja, for det meste; men du kan sagtens finde billige steder—caféer, bistroer, pizzeriaer, burger-barer eller cafeteriaer, hvor du kan spise godt og nogenlunde billigt. Lad os prøve det en aften.*

*Christine:*

*Ja, det kunne være rigtig sjovt, hvis det er et sted, som ikke er for dyrt! Ræk mig lige et stykke ost—nu kan jeg godt spise lidt igen!*

*Christian:*

*Superfint! Værsgo! Du skal prøve en rund Havarti og en Danablue først. De skal spises med kiks eller knækbrød.*

*Christine:*

*Jamen, så giv mig også en kiks. De står på bordet til højre for<sup>2</sup> osten. Tak.*

*Christian:*

*Så synes jeg, vi skal sige farvel til mine venner og gå ud for at mødes med Mattias og Pernille. De venter sikkert på os.*

*Christine:*

*Nå, det tror jeg nu ikke. De skulle også til julefrokost i dag. Ved du, hvor vi skal møde dem?*

*Christian:*

Yes, most of the time, but it is fairly easy to find inexpensive places—cafés, bistros, pizzerias, burger bars, or cafeterias where you can eat well and fairly inexpensively. Let us do that one evening.

*Christine:*

Yes, that would be really fun if there is a place which isn't too expensive. Please hand me a piece of cheese—I can eat a bit again now!

*Christian:*

Great! There you are! You must try a round Havarti and a Danablue first. You eat them with a cracker or crisp bread.

*Christine:*

Well, yes, but then give me a cracker as well. They are on the table to the right of the cheese. Thanks.

*Christian:*

And then I think we should say good-bye to my friends and go to meet Mattias and Pernille. They are probably waiting for us.

*Christine:*

Well, I don't think so. They also had a Christmas luncheon today. Do you know where we're meeting them?

*Christian:*

*Ja, det tror jeg da. Vi skal til højre ad Ringgaden, til venstre ned ad Randersvej, til højre ad Strandvejen, og så ligger diskoteket på venstre hånd efter lyskrydset ved Åboulevarden. Men vi kan da også tage en taxa—det er nemmere.*

*Christine:*

*Okay. Jeg kan i hvert fald ikke køre, efter de snaps, jeg fik. Drikker man altid snaps til julefrokoster?*

*Christian:*

*Ja, næsten altid. Men der kan skam også drikkes snaps til andre måltider! Jeg ringer lige efter en taxa.*

*Christine og Christian siger farvel og tak til hans venner, og så kører de til diskoteket "Train," hvor de har aftalt at mødes. Christian opdager, at han har glemt sin hue, som han godt kan lide, hos sine venner, men han beslutter, at han vil hente den dagen efter, for de er allerede sent på den.*

*Mattias:*

*Hej, der er I endelig. Vi troede ikke, I kunne finde vej herved. Vi har ventet på jer en time. Her er propfyldt af mennesker, men det lykkedes os at finde et bord.*

*Christian:*

*Yes, I think so. We are going right down Ringgaden, left down Randersvej, right on to Strandvejen, and then the discotheque is on our left after the traffic light at Åboulevarden. But we can also take a cab—that is easier.*

*Christine:*

*OK. At least I can't drive after the schnapps I had. Is schnapps always drunk at Christmas luncheons?*

*Christian:*

*Yes, almost always. But schnapps can certainly also be drunk at other meals. I'll just call a cab.*

*Christine and Christian say good-bye and thank you to his friends and then they ride to the discotheque "Train" where they have agreed to meet. Christian discovers that he has forgotten his hat which he likes a lot at his friends' place, but he decides that he will pick it up the next day for they are already running late.*

*Mattias:*

*Hi, there you are, finally. We thought you couldn't find your way down here. We have been waiting for you for an hour. It is very crowded, but we managed to find a table.*

*Christian:*

*Godt. Hvor er det?*

*Pernille:*

*Det er lige fremme, til højre, og så ovre i hjørnet. Gå bare over og sæt jer ned. Så kommer jeg med noget. Hvad vil I drikke? De har tilbud på nogle drinks, der er ret lækre.*

*Christine:*

*Jeg vil bare gerne have en sodavand. Jeg har fået nok alkohol i dag.*

*Christian:*

*Jeg vil gerne have en øl, tak. Det må godt være en Tuborg.*

*Pernille:*

*Fint, så henter jeg en sodavand og en øl til jer, og to margaritaer til os, ikke Mattias?*

*Mattias:*

*Jo tak, og så skal vi danse. Hvordan var jeres julefrokost?*

*Christine:*

*Det var rigtig rigtig sjovt. Men jeg syntes, det var underligt, at man skulle spise så meget mad, og at der blev ved med at komme nye retter, der skulle smages. Vi må have fået mindst ti forskellige ting før osten.*

Christian:

Good. Where is it?

Pernille:

It is straight ahead, on the right, and then in the corner. Just go over there and sit down. Then I will bring something. What do you want to drink? They have some special offers on drinks that are really cool.

Christine:

I would just like a soda. I have had enough alcohol today.

Christian:

I would just like a beer, thanks. It would be nice with a Tuborg.

Pernille:

Great, then I will get a soda and a beer for you, and two margaritas for us, right Mattias?

Mattias:

Yes, please. And then we'll dance. How was your Christmas luncheon?

Christine:

It was a lot of fun. But I think it was weird that you had to eat so much food, and that new dishes kept coming and had to be sampled. We must have had at least ten different things before the cheese. And we also

*Og vi skulle også synge nogle sange ind imellem.*

*Mattias:*

*Ja, der er mange traditioner til julefrokoster her, og det er bestemt vigtigt, at du prøver det hele. Så fik du også en idé om, hvordan det store kolde bord laves. Det fås ellers oftest på restauranter.*

*Christine:*

*Ja, Christian fortalte mig om at spise ude, og det skal vi prøve en aften. Nå, her kommer Pernille med vores drinks. Skål alle sammen.*

*De snakker, danser og hygger sig til klokken 4, og så synes de, at det er på tide at vende næsen hjemad. De overvejer at gå hjem til fods, men så bliver de enige om, at det alligevel er for koldt, især for Christian, som ikke har sin hue. De går ud på gaden for at få fat på en taxa, der kører dem hjem.*

*Christian:*

*Jeg sætter jer af her, og så kan jeg bare betale taxaen. Vi ses om et par dage. Godnat alle sammen, og tak for i aften. Det var rigtig hyggeligt.*

had to sing some songs in between.

Mattias:

Yes, there are many traditions at Christmas luncheons here, and it is truly important that you try everything. Then you also got an idea about how the big smorgasbord is made. Most often it is found in restaurants.

Christine:

Yes, Christian told me something about eating out, and we will try that one night. Well, here is Pernille with our drinks. Cheers everyone.

They talk, dance and have a good time till 4 am, and then they decide it is time to head for home. They consider walking home, but then they agree that it is too cold after all, especially for Christian who doesn't have his hat. They walk into the street to get a cab which takes them home.

Christian:

I'll drop you off here, and then I can just pay for the cab. I'll see you in a couple of days. Good night everybody and thanks for the evening. It was a really good time.

## Fodnoter / Footnotes

1. *Værsgo* is an abbreviation of *vær så god = værs'go* and means literally 'be so good' = 'here you are.'
2. *Til højre for* (to the right of) indicates position and direction. Other directions are: *til højre* (to the right); *til venstre* (to the left); *lige ud* (straight ahead); *foran* (in front of); *bagved* (behind).

## GRAMMATIK / GRAMMAR

### Verber (Udsagnsord): Passiv / Verbs: Passive Mode

Passive is created in two ways:

1. with **at blive** (to become)
2. with the **-s** form

#### 1. *at blive*:

| Infinitive            | Present tense       | Past tense        | Perfect tense                |
|-----------------------|---------------------|-------------------|------------------------------|
| <i>at blive spist</i> | <i>bliver spist</i> | <i>blev spist</i> | <i>er / var blevet spist</i> |
| to be eaten           | is eaten            | was eaten         | has / had been eaten         |

#### 2. the **-s** form:

-s is added to the infinitive and the past tense:

| Infinitive      | Present tense     | Past tense         | Perfect tense                |
|-----------------|-------------------|--------------------|------------------------------|
| <i>at spise</i> | <i>den spises</i> | <i>den spistes</i> | <i>er / var blevet spist</i> |
| to eat          | it is eaten       | it was eaten       | has / had been eaten         |

The **passive** is used when one focuses on the object rather than the subject in a sentence:

*Jeg spiser osten.      Osten spises / Osten bliver spist.*  
 (I eat the cheese.)      (The cheese is eaten [by me].)

The object in the active sentence (cheese) becomes the subject in the passive sentence.

When a verb is in a passive form it cannot have an object.

Normally, the passive construction doesn't say 'who' is acting. Maybe because one doesn't know, or because it is not important:

*Det store kolde bord laves / bliver lavet.*

(The big smorgasbord is made.)

*Det kan fås på restauranter.*

(It is eaten in restaurants.)

## **Verber: Futurum (Udsagnsord: Fremtid) / Verbs: Future Tense**

1. The future is indicated by using the present tense:

*Jeg ringer lige efter en taxa.* (I'll just call a taxi.)

*Så henter jeg lige en sodavand.* (I will just go and get a soda.)

*Det bliver koldt at gå hjem til fods.* (It will be cold to walk home.)

Frequently, time adverbials are added to the present tense to indicate the future:

*Jeg kommer snart.* (I will come soon.)

*Jeg kommer i morgen.* (I will come tomorrow.)

*Vi spiser kl. 20.* (We are eating at 8 pm.)

2. The future is created by using *skal* (shall).

It indicates that there is a plan in place:

*Du skal smage osten.* (You shall taste the cheese.)

*Vi skal sige farvel nu.* (We shall say good-bye now.)

To indicate a destination, *skal* is used without the infinitive:

*Hvor skal du hen?* (Where are you going?)

*Jeg skal til Frankrig.* (I am going to France.)



To indicate a promise, *skal nok* is used:

*Jeg skal nok finde et bord.* (I will be sure to find a table.)

*Vi skal nok komme til tiden.* (We will be there on time.)

### 3. The future is created by using *vil* (will).

It indicates an assumption about what will happen:

*Jeg tror, du vil blive glad i morgen.* (I think you will be happy tomorrow.)

*Det vil blive koldt at gå hjem til fods.* (It will be cold to walk home.)

## **Verber: Imperativ (Udsagnsord: Bydemåde) /**

### **Verbs: Imperative**

The imperative corresponds to the stem of the verb:

*læs!* (read!)

*sov!* (sleep!)

*gå!* (go!)

It is used to issue a command to one or several people. A sentence using the imperative has no subject, but the subject 'you' (sing.) or 'you' (pl.) is implied.

With the reflexive verbs it is clear in Danish whether the subject is singular or plural:

*Skynd dig!* (Hurry up! [you, sing.])

*Sæt jer ned!* (Sit down! [you, pl.])

Usually, it is rude to use the imperative by itself. Therefore, it is common to soften the command in various ways:

Using *lige* (just):

*Kom lige her!* (Just come over here, please!)

*Ræk mig lige et stykke ost!* (Just pass me a piece of cheese, please!)

Using *bare* (just):

*Gå bare over og sæt jer ned.* (Just go over there and sit down.)

*Giv mig bare en sodavand.* (Just give me a soda, please.)

Using *gider du / I* (would you mind):

*Gider du dække bord!* (Would you mind setting the table!)

*Gider I lukke døren!* (Would you mind closing the door!)

Using *vil du / I være sød at* (would you please):

*Vil du være sød at hente min hat!* (Would you please pick up my hat!)

*Vil I være søde at slukke lyset!* (Would you please turn off the light!)

## ***Relative Pronominer (Henførende Stedord) /*** **Relative Pronouns**

A relative pronoun is used in a dependent clause referring back to a noun in the preceding independent clause:

*Han har et hus. Huset er rødt.* (He has a house. The house is red.)

*Han har et hus, der / som er rødt.* (He has a house which is red.)

In Danish, the relative pronoun **der** can only be the subject of a sentence:

*Vibeke har en søn, der hedder Mattias.* (Vibeke has a son who is called Mattias.)

*Mattias har en kæreste, der / som er sød.* (Mattias has a girlfriend who is sweet.)

The relative pronoun **som** can be the subject or object of a sentence:

**Subject** (like **der**):

*Michael har en søn, som / der hedder John.* (Michael has a son who is called John.)

**Object:**

*Hun kysser den mand, som hun elsker.* (She kisses the man whom she loves.)

In this last case, as an object, it is possible to leave out the relative pronoun:

*Hun kysser den mand, hun elsker.* (She kisses the man she loves.)

## ORDLISTE / VOCABULARY

|                          |                           |
|--------------------------|---------------------------|
| <i>allerede</i>          | already                   |
| <i>alligevel</i>         | nonetheless, nevertheless |
| <i>alvorligt</i>         | seriously                 |
| <i>appetit, n</i>        | appetite                  |
| <i>beslutte, at</i>      | decide                    |
| <i>bestemt</i>           | certainly                 |
| <i>bistro, n</i>         | bistro                    |
| <i>blive ved med, at</i> | keep at                   |

|                             |                       |
|-----------------------------|-----------------------|
| <i>burger-bar, n</i>        | burger bar            |
| <i>café, n</i>              | café                  |
| <i>cafeteria, t</i>         | cafeteria             |
| <i>det store kolde bord</i> | smorgasbord           |
| <i>diskotek, t</i>          | discotheque           |
| <i>ellers</i>               | otherwise             |
| <i>endelig</i>              | finally               |
| <i>finde vej, at</i>        | find your way         |
| <i>for det meste</i>        | most often            |
| <i>forskellig</i>           | different             |
| <i>få, at</i>               | get                   |
| <i>få fat på, at</i>        | get a hold of         |
| <i>glemme, at</i>           | forget                |
| <i>hue, n</i>               | hat                   |
| <i>højre</i>                | right                 |
| <i>ind imellem</i>          | in between            |
| <i>især</i>                 | especially            |
| <i>julefrokost, n</i>       | Christmas luncheon    |
| <i>kiks, n</i>              | cracker               |
| <i>knækbrød, t</i>          | crisp bread           |
| <i>køre, at</i>             | drive, to ride        |
| <i>lige fremme</i>          | straight ahead        |
| <i>lykkes, at</i>           | manage, to succeed in |
| <i>lyskryds, t</i>          | traffic light         |
| <i>længes efter, at</i>     | long for              |
| <i>mene, at</i>             | think                 |
| <i>måltid, t</i>            | meal                  |
| <i>nogenlunde</i>           | fairly                |
| <i>opdage, at</i>           | discover              |

|                               |                                     |
|-------------------------------|-------------------------------------|
| <i>ost, n</i>                 | cheese                              |
| <i>ostebord, t</i>            | table spread with different cheeses |
| <i>overveje, at</i>           | consider, think about               |
| <i>pizzeria, t</i>            | pizzeria                            |
| <i>propfyldt</i>              | extremely crowded                   |
| <i>på venstre hånd</i>        | on your left                        |
| <i>restaurant, n</i>          | restaurant                          |
| <i>ret, n</i>                 | a dish                              |
| <i>række, at</i>              | hand                                |
| <i>skål</i>                   | cheers                              |
| <i>snaps, n</i>               | shot of schnapps                    |
| <i>sodavand, n</i>            | soda (Coke, Pepsi, etc.)            |
| <i>stykke, t</i>              | piece                               |
| <i>sætte af, at</i>           | drop off                            |
| <i>taxa, n</i>                | cab                                 |
| <i>Tuborg, n</i>              | Danish brand of beer                |
| <i>underlig</i>               | strange, weird                      |
| <i>vende næsen hjemad, at</i> | head home                           |
| <i>venstre</i>                | left                                |
| <i>vente, at</i>              | wait                                |
| <i>vigtigt</i>                | important                           |
| <i>være sent på den, at</i>   | run late                            |
| <i>værsgo</i>                 | there you are                       |

**UDTRYK / EXPRESSIONS**

|  |   |
|--|---|
| <i>ikke én men flere</i>               | not one but several                         |
| <i>Vil du med?</i>                     | Would you like to come?                     |
| <i>Værs'god / Værsgo (Vær så god).</i> | There you are.                              |
| <i>De længes efter os.</i>             | They are longing for us.                    |
| <i>at være sent på den</i>             | to be running late                          |
| <i>Her er propfyldt.</i>               | It is very crowded.                         |
| <i>Skål.</i>                           | Cheers.                                     |
| <i>at vende næsen hjemad</i>           | to head home [to turn the nose<br>homeward] |
| <i>Tak for i aften.</i>                | Thanks for the evening<br>[together].       |
| <i>Det var hyggeligt.</i>              | It was a great time.                        |

**ØVELSER / EXERCISES****1. Lav om fra aktiv til passiv.****Change from the active to the passive voice.****Example:** Han lukker døren.Døren lukkes af ham. / Døren bliver lukket af ham.

- Hun læser bogen. \_\_\_\_\_
- De spiser maden. \_\_\_\_\_
- Vi synger en sang. \_\_\_\_\_
- Han kysser barnet. \_\_\_\_\_
- De drak en øl. \_\_\_\_\_
- Jeg glemte hatten. \_\_\_\_\_
- Du takkede vennerne. \_\_\_\_\_
- I fandt taxaen. \_\_\_\_\_

**2. Skriv imperativ formen af følgende verber.**

**Write the following verbs in the imperative.**

1. at spise \_\_\_\_\_
2. at læse \_\_\_\_\_
3. at gøre \_\_\_\_\_
4. at sove \_\_\_\_\_
5. at vente \_\_\_\_\_
6. at drikke \_\_\_\_\_
7. at gå \_\_\_\_\_
8. at tage \_\_\_\_\_
9. at glemme \_\_\_\_\_
10. at sætte \_\_\_\_\_

**3. Lav sætningerne om fra datid til fremtid.**

**Change the sentences from the past to the future tense.**

1. Hun spiste osten. \_\_\_\_\_
2. De kom for sent til diskoteket. \_\_\_\_\_
3. Vi længtes efter vores venner. \_\_\_\_\_
4. Du sov hele eftermiddagen. \_\_\_\_\_
5. Han satte dem af og betalte for taxaen. \_\_\_\_\_
6. Jeg smagte på maden, der var god. \_\_\_\_\_

**4. Indsæt der eller som.**

**Insert the relative pronoun *der* or *som*.**

1. Jeg elsker den mand, \_\_\_\_\_ er min mand.
2. Hun kysser barnet, \_\_\_\_\_ har en rød sweater på.
3. Vi læste en bog, \_\_\_\_\_ var god.
4. Han syntes ikke om filmen, \_\_\_\_\_ han så i går.
5. Den kvinde, \_\_\_\_\_ kommer gående, er min mor.
6. Det æble, \_\_\_\_\_ du spiser, er ikke grønt.

**5. *Oversæt til dansk.***  
**Translate into Danish.**

1. Will you invite me to a Christmas luncheon tomorrow?  
\_\_\_\_\_
2. You have to eat a lot of cheese if you are hungry.  
\_\_\_\_\_
3. Just sit down on the chair in the corner and wait for me.  
\_\_\_\_\_
4. Just give me some money for the cab.  
\_\_\_\_\_
5. The woman whom I met is my mother.  
\_\_\_\_\_
6. The child who is eating the apple is nice.  
\_\_\_\_\_
7. I like the man who is dancing with me at the discotheque.  
\_\_\_\_\_
8. She gives her coat to the man who is walking her home.  
\_\_\_\_\_
9. I will see you in two days if you want to meet.  
\_\_\_\_\_
10. We can go to a luncheon at my friend's house and have fun.  
\_\_\_\_\_
11. I don't like to forget my hat when it is cold outside.  
\_\_\_\_\_
12. She doesn't know how to find her way to a restaurant that is inexpensive.  
\_\_\_\_\_  
\_\_\_\_\_
13. Many people like to eat at pizzerias because the food is fairly good.  
\_\_\_\_\_  
\_\_\_\_\_




14. She would like to taste ten different kinds of things, but she cannot eat any more now.

---

---

(See answer key, pages 287–288.)



Doctor's office

**Lektion 9**  
**Jeg har det dårligt.**

---

**Lesson 9**  
**I am not feeling well.**

*Det er tirsdag d. 18. december, og Vibeke og Michael er så småt\* gået i gang med juleforberedelserne. Christine hjælper så meget som muligt og synes, det er sjovt at skulle fejre en dansk jul.*

*Mattias og Pernille har travlt med at læse til eksamen, så de holder sig mest for sig selv.*

*John har sin sidste eksamen om formiddagen, og så vil han tage toget hjem til Århus og blive julen og nytåret over.\**

*Om morgenen vågner Christine med meget ondt i halsen og en slem hovedpine.*

*Christine:  
Godmorgen Vibeke. Jeg har det ikke godt i dag.*

*Vibeke:  
Hvad er der i vejen? Hvor gør det ondt? Hvad tror du, du fejler?*

*Christine:  
Jeg ved det ikke. Jeg har rigtig ondt i halsen, og mit hoved gør også meget ondt. Det gør ondt, når jeg drikker og prøver at spise.*

*Vibeke:  
Har du feber? Har du prøvet at tage din temperatur?*

It is Tuesday, December 18th, and Vibeke and Michael have slowly started Christmas preparations. Christine helps as much as possible and thinks it is fun to be celebrating a Danish Christmas.

Mattias and Pernille are busy studying for the exams, so they keep mostly to themselves.

John has his last exam in the morning, and then he will take the train home to Aarhus and stay through Christmas and New Year's.

In the morning, Christine wakes up with a very sore throat and a bad headache.

Christine:  
Good morning, Vibeke. I don't feel well today.

Vibeke:  
What is wrong? Where does it hurt? What do you think you have?

Christine:  
I don't know. My throat really hurts, and my head also hurts a lot. It hurts when I drink and try to eat.

Vibeke:  
Do you have a fever? Have you tried taking your temperature?

*Christine:*

*Ja, men jeg ved ikke, hvad 39,2 betyder.<sup>1</sup> Er det feber?*

*Vibeke:*

*Ja helt bestemt.\* Det er normalt at have omkring 37–37,5. Jeg tror, vi skal ringe til lægen og få en tid til dig.*

*Vibeke ringer til lægen, og Christine får en tid kl. 14.*

*Michael:*

*Det er fint, for så kan jeg køre dig til lægen og så bagefter køre ned til banegården og hente John. Det passer med, at hans tog ankommer ved 3-tiden.*

*Christine:*

*Tak for det. Jeg tror, jeg går i seng igen. Jeg har vist\* mest brug for at sove lige nu.*

*Vibeke:*

*Ja, gør det. Så vækker jeg dig, når du skal af sted med Michael. Det er rigtig synd for dig, at du skal være syg, og især sådan her\* op til jul. Men lægen skal nok\* finde ud af, hvad der er galt og få dig rask igen.*

Christine:

Yes, but I don't know what 39.2 means. Is that a fever?

Vibeke:

Yes, definitely. It is normal to have around 37–37.5. I think we will call the doctor and make an appointment for you.

Vibeke calls the doctor, and Christine gets an appointment at 2 pm.

Michael:

That is fine, for then I can take you to the doctor and then afterwards go down to the railway station and pick up John. It fits in with his train arriving around 3 pm.

Christine:

Thanks. I think I'll go back to bed. I think I need most of all to sleep right now.

Vibeke:

Sure, just do that. I will wake you when you are going with Michael. It is such a shame for you to be sick, and especially at this time before Christmas. But the doctor will surely find out what is wrong and get you well again.

*Kl. 14 kører Michael Christine til lægen. Han venter på hende i venteværelset, så han kan køre hende hjem, før han tager på banegården og henter John.*

*Lægen:*

*Og hvad er der så\* i vejen med dig?*

*Christine:*

*Jeg har det rigtig skidt. Jeg har ondt i halsen og hovedet, og jeg er bare\* så træt. Jeg hoster også og pudser næse hele tiden. Og så har jeg feber.*

*Lægen:*

*Lad mig lige\* se dig i halsen. Ja, det ser ikke godt ud. Og lad mig lige føle på din hals. Ja, du er hævet. Det er halsbetændelse. Du skal have noget penicillin, så får du det hurtigt bedre. Er du allergisk over for noget medicin?*

*Christine:*

*Nej, det tror jeg ikke, jeg er. Hvor kan jeg få medicinen, og hvornår?*

*Lægen:*

*Du får en recept med herfra, og så kan du gå på apoteket. Du kan evt.\* gå ned i Tordenskjoldsgade, der er lige i nærheden. Du skal lige skrive under her, og så siger jeg farvel og god bedring.*

At 2 pm Michael takes Christine to the doctor. He waits for her in the waiting room, so he can take her home before going to the station to get John.

Doctor:

And what seems to be wrong with you, then?

Christine:

I feel really bad. My throat and my head hurt, and I am just so tired. I cough as well, and blow my nose constantly. And then I have a fever.

Doctor:

Let me just check your throat. Yes, it doesn't look good. And let me just feel your throat. Yes, it is swollen. It is strep throat. You need some penicillin; then you will feel better quickly. Are you allergic to any medication?

Christine:

No, I don't think so. Where can I get the medicine and when?

Doctor:

You will get a prescription from here, and then you go to the pharmacy. You might want to go down to Tordenskjoldsgade which is close by. You just have to sign here, and then I'll say good-bye and good health.

*Christine:*

*Tak for det og farvel.*

*Michael og Christine tager på apoteket, giver recepten til farmaceuten og venter på pillerne. Christine har det rigtig dårligt nu og glæder sig bare til at komme hjem i seng igen.*

*Farmaceut:*

*Christine Watson? Værsgo. Her er piller til ti dage. Du skal tage to om dagen, og du skal tage alle pillerne. Det er bedst, hvis du ikke spiser samtidig med, for så virker de hurtigere. Du kan tage den første pille, når du kommer hjem. Det bliver 69,50 kr.*

*Christine:*

*Tak for det. Jeg vil gerne bruge Dankort.<sup>2</sup> Er det i orden\*?*

*Farmaceut:*

*Ja da. Maskinen er lige der. Du skal bare køre kortet igennem og taste koden ind. Så får du en kvittering med. Sådan der.*

*Christine og Michael:*

*Farvel og tak.*

*Christine:*

*Det var da\* billigt for pillerne. Og jeg skulle heller ikke betale for besøget hos lægen. Jeg skrev bare under på et stykke papir.*

Christine:

Thanks and good-bye.

Michael and Christine go to the pharmacy, give the prescription to the pharmacist and wait for the pills. Christine feels miserable now and only looks forward to coming home and going to bed again.

Pharmacist:

Christine Watson? Here you are. Here are pills for ten days. You have to take two a day, and you must take all the pills. It is best if you don't eat at the same time, for then they work faster. You can take the first pill when you get home. That will be 69.50 kr.

Christine:

Thanks. I would like to use my Dankort. Is that OK?

Pharmacist:

Sure. The machine is right there. You just have to swipe your card and enter the code. Then you get a receipt. There you go.

Christine and Michael:

Good-bye and thank you.

Christine:

That was certainly cheap for the pills. And I didn't have to pay for the visit to the doctor either. I just signed a piece of paper.

*Michael:*

*Det er fordi, vi har noget, der hedder almen sygesikring, der dækker alle, der bor i landet. Det betyder, at du har gratis adgang til læge, tandlæge, hospitaler osv.\* Du skal selv betale en del hos tandlægen, hvis du har huller, og du skal også selv betale lidt for medicin, men resten betaler staten.*

*Christine:*

*Jamen staten, hvem er det?*

*Michael:*

*Det er os alle sammen. I Danmark betaler vi meget høje skatter i forhold til U.S.A. fordi vi har et velfærdssystem, hvor vi bl.a.\* tror på, at man skal tage sig af hinanden. Det er rart ikke at skulle tænke på, om man har råd til at gå til læge, når man er syg—eller tandlæge, når man har tandpine.*

*Christine:*

*Ja, det lyder som et godt system, selv om det så koster meget i skatter. Nu vil jeg gerne\* ind og sove videre og blive rask. Tusind tak for hjælpen.*

*Michael:*

*Det var så lidt. Nu henter jeg John.*

*Michael:*

That is because we have something called general health insurance which covers everyone living in the country. It means that you have free access to a doctor, a dentist, hospitals, etc. You have a co-payment at the dentist if you have cavities, and you also have to pay a bit for medicine, but the rest is paid for by the state.

*Christine:*

Yes, but the state, who is that?

*Michael:*

That is all of us. In Denmark we pay very high taxes compared to the U.S. because we have a welfare system where we, among other things, believe that we should take care of each other. It is nice not to have to think about whether one can afford to go to the doctor when one is ill—or the dentist if one has a toothache.

*Christine:*

Yes, it sounds like a good system even though it costs so much in taxes. Now I would like to go and sleep again and get well. Thanks a lot for your help.

*Michael:*

You're welcome. Now I'll pick up John.



*Michael kører ned i byen og henter John på banegården. John trænger til at slappe af efter sine eksaminer, så de hygger sig bare med at snakke og lave julekonfekt.<sup>3</sup> Christine dukker op til aftenmaden.*

*Christine:*

*Jeg har det meget bedre allerede.\* Det var bare dejligt at få noget penicillin. Min hals gør ikke nær så\* ondt, og min hovedpine er væk.*

*Hej John, det er dejligt, du er hjemme til jul. Jeg er ked af, at jeg ikke er helt frisk, men jeg kan mærke, det går fremad. Hvordan gik det med dine eksaminer?*

*John:*

*Hej Christine. Det gik vist godt nok.\* Nu glæder jeg mig i hvert fald\* til jul og til at komme i byen og møde mine venner og slappe af. Jeg regner med, du også godt vil med i byen, når du har fået det bedre.*

*Christine:*

*Ja, selvfølgelig. Der sker en masse alle vegne, så det skal nok blive sjovt. Og jeg har da vist også fået min appetit tilbage. Måske kan vi se en film i aften, når vi er færdige med at tage af bordet?*

Michel goes downtown and picks up John at the station. John needs to relax after his exams, so they just have a good time talking and making Christmas candy. Christine shows up for dinner.

Christine:

I feel a lot better already. It was great to get some penicillin. My throat doesn't hurt nearly as much, and my headache is gone.

Hi, John, it is nice that you are home for Christmas. I am sorry that I'm not completely fine, but I can feel I'm getting better. How did your exams go?

John:

Hi, Christine. I think they went well enough. Anyway, now I look forward to Christmas and to going out and meeting my friends and relaxing. I'm counting on you wanting to go out too when you feel better.

Christine:

Yes, of course. There are a lot of things going on so it will be fun. And I think I have gotten my appetite back. Maybe we can watch a movie tonight when we're done cleaning the table?

*John:*

*God ide. Vi kan fx\* se The Julekalender med De Nattergale. Jeg har den på DVD, og du vil garanteret også synes, den er sjov, Christine. Det er en blanding af dansk og engelsk, så man er nødt til at kunne noget dansk for at forstå det morsomme. Der er 24 afsnit—et for hver dag i december. Så det er en slags fjernsyns-kalender, hvor man ikke åbner en låge hver dag, men ser fjernsyn i stedet for.\* Du har da haft en julekalender<sup>†</sup> her i december, ikke?*

*Christine:*

*Jo da.\* Vibeke gav mig en, så jeg kunne åbne en låge og få et stykke chokolade hver morgen. Det er en rigtig sjov og festlig tradition, som jeg helt klart\* vil tage med mig hjem.*

*John:*

Good idea. We can watch The Julekalender with De Nattergale. I have it on a DVD, and I bet you will also find it funny, Christine. It is a mixture of Danish and English, so you need to know some Danish to understand the jokes. There are 24 episodes—one for every day in December. So it is a kind of TV calendar where you don't open a door every day but watch TV instead. Surely you have had an advent calendar during December, right?

*Christine:*

Certainly. Vibeke gave me one, so I could open a door and have a piece of chocolate every morning. It is a really fun and festive tradition which I will be sure to bring home with me.

### **Fodnoter / Footnotes**

1. 39,2 is the temperature measured in **Centigrade**. Read: *niogtredive komma to*. A normal body temperature is around 37,0. Above 40 usually indicates a visit to the doctor.
2. Dankort is the standard Danish debit card. It is accepted almost everywhere in Denmark. It also comes as a Master Card / VISA. There are ATMs spread all over, so it's easy to get cash with the card or use it to pay in stores. It can also function as an ID card.
3. *Julekonfekt* is a special form of Christmas candy. The main ingredient is marzipan which is then combined with nuts, dates, chocolate or nougat. You can either buy the raw ingredients and make the candy yourself, or you

can buy it ready-made. Many families have a tradition where they make the candy together.

4. *Julekalender* is an advent calendar given to most children. It comes in a variety of shapes and sizes, but the basic design is a piece of cardboard with a door to open for each day in December leading up to Christmas. A very popular brand is one which has a piece of chocolate behind each door. The official *julekalender* is sold by the state-run TV-channel which then airs an episode in a 24-period series every day. The proceeds from the sale of the *julekalender* usually benefit a third world country. There are also *julekalender* series for adults, and the one mentioned here, The Julekalender, was created by a group called *De Nattergale* (Those Nightingales) in 1991 and was extremely popular. It was released on DVD in 2001.

\* As in any other language, Danish contains a lot of “small” words which fulfill a variety of functions. Some of the most frequently used ones are listed here and indicated in the dialogue for this lesson.

|                             |   |
|-----------------------------|---|
| <i>allerede</i>             | already                                     |
| <i>bare</i>                 | just; simply                                |
| <i>bl.a. = blandt andet</i> | among other things                          |
| <i>blive julen over</i>     | stay over a period of time (here Christmas) |
| <i>da</i>                   | surely (emphatic agreement); certainly      |
| <i>evt. = eventuelt</i>     | possibly; perhaps; might                    |
| <i>fx = f.eks.</i>          | for example                                 |
| <i>gerne</i>                | emphasizing what you would like to do       |
| <i>godt nok</i>             | well enough                                 |
| <i>helt bestemt</i>         | quite certainly; definitely                 |
| <i>i hvert fald</i>         | in any case; anyway                         |
| <i>i orden, okay</i>        | OK  |
| <i>i stedet for</i>         | instead of                                  |
| <i>især</i>                 | especially                                  |
| <i>jo da</i>                | sure; certainly                             |
| <i>lige</i>                 | just  |
| <i>nok / vel nok</i>        | surely; be sure to; certainly               |
| <i>nær så</i>               | nearly so                                   |
| <i>osv. = og så videre</i>  | etc. = and so on                            |
| <i>sikkert</i>              | surely                                      |
| <i>så</i>                   | then; so; as much                           |
| <i>sådan her</i>            | like this; as such                          |
| <i>så småt</i>              | gradually; “in a small way”; slowly         |
| <i>vist</i>                 | probably; presumably; I think               |

## GRAMMATIK / GRAMMAR

### Tal / Numbers

There are two kinds of numbers in Danish:

*mængdetal* (cardinals)

*ordenstal* (ordinals)

#### Mængdetal / Cardinals:

|             |                                |
|-------------|--------------------------------|
| 1 en/ et    | 22 toogtyve                    |
| 2 to        | 30 tredve / tredive            |
| 3 tre       | 33 treogtredve                 |
| 4 fire      | 40 fyrrer                      |
| 5 fem       | 44 fireogfyrrer                |
| 6 seks      | 50 halvtreds                   |
| 7 syv       | 55 femoghalvtreds              |
| 8 otte      | 60 tres                        |
| 9 ni        | 66 seksogtres                  |
| 10 ti       | 70 halvfjerds                  |
| 11 elleve   | 77 syvoghalvfjerds             |
| 12 tolv     | 80 firs                        |
| 13 tretten  | 88 otteogfirs                  |
| 14 fjorten  | 90 halvfems                    |
| 15 femten   | 99 nioghalvfems                |
| 16 seksten  | 100 hundrede                   |
| 17 sytten   | 101 hundrede og en             |
| 18 atten    | 200 to hundrede                |
| 19 nitten   | 1000 tusind                    |
| 20 tyve     | 5.400 fem tusind fire hundrede |
| 21 enogtyve | 1.000.000 en million           |
|             | 1.000.000.000 en milliard      |

Numbers less than one hundred are written in one word:

*50 – halvtreds,*

*75 – femoghalvfjerds*

Numbers higher than one hundred are divided into components:

*235 – to hundrede femogtredve*

*1569 – et tusinde fem hundrede niogtres*

Decimals are indicated with a comma and read: *komma*.

**Examples:**

*12,3 = tolv komma tre*

*25,05 = femogtyve komma nul fem*

*17,95 = sytten komma femoghalvfems*

*114,38 = hundrede og fjorten komma otteogtredve*

*9,25 = ni komma femogtyve / ni en kvart*

*9,50 = ni en halv / ni komma fem*

*9,75 = ni komma femoghalvfjerds / ni tre kvart*

Thousands are indicated with a period.

**Examples:**

*2.010 = to tusind og ti*

*11.649 = elleve tusind seks hundrede og niogfyrre*

*25.482,68 = femogtyve tusind firehundrede toogfirs komma otteogtres*

In other words, the use of commas and periods for numbers is the opposite of the use in the United States.

For **money**, the numbers are read in a similar fashion:

The currency is *en krone* (a Danish crown)

Dkr. = 100 øre

### Examples:

69,50 kr = *niogtres en halv (krone)*

75,25 kr. = *femoghalvfjerds kroner og femogtyve øre /  
femoghalvfjerds femogtyve*

99,95 kr. = *nioghalvfems kroner og femoghalvfems øre /  
nioghalvfems femoghalvfems*

7,35 kr = *syv kroner og femogtredve øre / syv femogtredve*

The Danish **currency** is:

### Coins:

|        |        |      |      |      |       |       |
|--------|--------|------|------|------|-------|-------|
| 25 øre | 50 øre | 1 kr | 2 kr | 5 kr | 10 kr | 20 kr |
|--------|--------|------|------|------|-------|-------|

### Notes:

|       |        |        |        |         |
|-------|--------|--------|--------|---------|
| 50 kr | 100 kr | 200 kr | 500 kr | 1000 kr |
|-------|--------|--------|--------|---------|

**Note:** When paying, the final amount is rounded up or down to the nearest 25 øre.

When **writing checks**, the Danes use "Scandinavian numbers":

### Examples:

30 = *treti*

40 = *firti*

50 = *femti*

60 = *seksti*

70 = *syvti*

80 = *ottti*

90 = *niti*

35 = *tretifem*

47 = *firtisyv*

68 = *sekstiotte*

92 = *nitito*

**Calculations:**

**Addition:**  $4 + 3 = 7$  *fire plus tre er (lig med) syv /*  
*At lægge sammen* *fire og tre er syv*

**Subtraction:**  $10 - 8 = 2$  *ti minus otte er to / otte fra ti er to*  
*At trække fra*

**Multiplication:**  $9 * 5 = 45$  *ni gange fem er femogfyrre*  
*At gange*

**Division:**  $27 : 9 = 3$  *syvogtyve delt med ni er tre*  
*At dele* *syvogtyve divideret med ni er tre*

**Ordenstal / Ordinals (Ordinals are followed by a period.):**

|                  |                                |
|------------------|--------------------------------|
| 1. første        | 19. nittende                   |
| 2. anden / andet | 20. tyvende                    |
| 3. tredje        | 21. enogtyvende                |
| 4. fjerde        | 22. toogtyvende                |
| 5. femte         | 30. tredvte / tredivte         |
| 6. sjette        | 33. treogtredvte               |
| 7. syvende       | 40. fyrretyvende               |
| 8. ottende       | 44. fireogfyrretyvende         |
| 9. niende        | 50. halvtredsindstyvende       |
| 10. tiende       | 55. femoghalvtredsindstyvende  |
| 11. elvte        | 60. tresindstyvende            |
| 12. tolvte       | 66. seksogtresindstyvende      |
| 13. trettende    | 70. halvfjerdsindstyvende      |
| 14. fjortende    | 77. syvoghalvfjerdsindstyvende |
| 15. femtende     | 80. firsindstyvende            |
| 16. sekstende    | 88. otteogfirsindstyvende      |
| 17. syttende     | 90. halvfemsindstyvende        |
| 18. attende      | 99. nioghalvfemsindstyvende    |

**Brøker / Fractions:**

$1/3 = \text{en tredjedel}$

$1/4 = \text{en fjerdedel} = \text{en kvart}$

$4/5 = \text{fire femtedele}$

$2/7 = \text{to syvendedele}$

$3/8 = \text{tre ottendedele}$

$1/2 = \text{en halv}$  (This is conjugated like an adjective.):

*Han drikker en halv liter mælk og spiser et halvt æble og fire halve kiks.*

(He drinks half a liter of milk and eats half an apple and four half crackers.)

$1\frac{1}{2} = \text{halvanden}$ :

*De spiste i halvanden time.*

(They were eating/ate for an hour and a half.)

*Hun spiste halvandet æble i går.*

(She ate one and a half apples yesterday.)

**Tal-sammensætninger / Combinations with numbers:**

*Dronning Margrethe 2. = Dronning Margrethe den anden.*

(Queen Margrethe 2.)

*Det er min 10 års bryllupsdag.* (It is my 10th anniversary.)

*Må jeg få en tohundredkrone seddel?* (Can I have a 200 kr note?)

*Søren Kierkegaard levede i det 19. århundrede / i 1800-tallet.*

(Søren Kierkegaard lived in the 19th century.)

*Hun bor i en et-værelses lejlighed.* (She lives in a one-room apartment.)



**Datoer / Dates:**

The dates of the month are written in several ways:

18.december (read: *den attende december*)

d. 18. december (read: *den attende december*)

18-12 or 18 / 12 (read: *den attende december, or den attende i tolvte*)

**Note:** The day comes before the month. 4-5 = 4 / 5 = May 4th.

**ORDLISTE / VOCABULARY**

|                     |                           |
|---------------------|---------------------------|
| <i>adgang, n</i>    | access                    |
| <i>afsnit, t</i>    | episode                   |
| <i>allergisk</i>    | allergic                  |
| <i>ankomme, at</i>  | arrive                    |
| <i>apotek, t</i>    | pharmacy; drugstore       |
| <i>appetit, n</i>   | appetite                  |
| <i>bedring, n</i>   | improvement               |
| <i>besøg, t</i>     | visit                     |
| <i>betyde, at</i>   | mean                      |
| <i>blanding, n</i>  | mixture                   |
| <i>det morsomme</i> | the funny part            |
| <i>dække, at</i>    | cover                     |
| <i>dårlig</i>       | bad                       |
| <i>farmaceut, n</i> | pharmacist                |
| <i>feber, n</i>     | fever                     |
| <i>fejle, at</i>    | have (an illness); to ail |
| <i>fejre, at</i>    | celebrate                 |
| <i>festlig</i>      | festive                   |

|                            |                             |
|----------------------------|-----------------------------|
| <i>forstå, at</i>          | understand                  |
| <i>fremad</i>              | forward                     |
| <i>føle, at</i>            | feel; to touch              |
| <i>galt</i>                | wrong                       |
| <i>gratis</i>              | free                        |
| <i>hals, n</i>             | throat                      |
| <i>halsbetændelse, n</i>   | laryngitis; strep throat    |
| <i>have råd til, at</i>    | be able to afford           |
| <i>have travlt med, at</i> | be busy with                |
| <i>herfra</i>              | from here                   |
| <i>hinanden</i>            | each other                  |
| <i>hospital, t</i>         | hospital                    |
| <i>høste, at</i>           | cough                       |
| <i>hovedpine, n</i>        | headache                    |
| <i>hul, t</i>              | cavity                      |
| <i>hævet</i>               | swollen                     |
| <i>høj; lav</i>            | high; low                   |
| <i>i forhold til</i>       | compared to; in relation to |
| <i>i hvert fald</i>        | in any case                 |
| <i>i nærheden</i>          | nearby                      |
| <i>i stedet for</i>        | instead of                  |
| <i>jul, n</i>              | Christmas                   |
| <i>juleforberedelse, n</i> | Christmas preparation       |
| <i>julekonfekt, n</i>      | Christmas candy             |
| <i>kode, n</i>             | code                        |
| <i>kvittering, n</i>       | receipt                     |
| <i>køre igennem, at</i>    | swipe                       |
| <i>låge, n</i>             | door                        |
| <i>medicin, n</i>          | medicine; medication        |

|                                |                          |
|--------------------------------|--------------------------|
| <i>mærke, at</i>               | feel                     |
| <i>normal</i>                  | normal                   |
| <i>om dagen</i>                | per day                  |
| <i>omkring</i>                 | around                   |
| <i>ondt</i>                    | pain; hurt               |
| <i>op til jul</i>              | before Christmas         |
| <i>passe med, at</i>           | fit in with              |
| <i>penicillin, t, eller, n</i> | penicillin               |
| <i>pille, n</i>                | pill                     |
| <i>pudse næse, at</i>          | blow one's nose          |
| <i>rask</i>                    | healthy, well            |
| <i>recept, n</i>               | prescription             |
| <i>regne med, at</i>           | count on                 |
| <i>rest, n</i>                 | left over; remains       |
| <i>rydde op, at</i>            | pick up; clear the table |
| <i>samtidig med</i>            | at the same time as      |
| <i>sidste</i>                  | last                     |
| <i>skat, n</i>                 | tax                      |
| <i>skidt</i>                   | bad                      |
| <i>skrive under, at</i>        | sign                     |
| <i>slem</i>                    | bad                      |
| <i>stat, n</i>                 | state                    |
| <i>stykke papir, t</i>         | piece of paper           |
| <i>syg</i>                     | sick; ill                |
| <i>sygesikring, n</i>          | health insurance         |
| <i>synd for</i>                | shame                    |
| <i>så meget som muligt</i>     | as much as possible      |
| <i>tage sig af, at</i>         | take care of             |
| <i>tandlæge, n</i>             | dentist                  |

|                          |                                   |
|--------------------------|-----------------------------------|
| <i>tandpine, n</i>       | toothache                         |
| <i>taste, at</i>         | enter                             |
| <i>temperatur, n</i>     | temperature                       |
| <i>tid, n</i>            | appointment (at a doctor's, etc.) |
| <i>tradition, n</i>      | tradition                         |
| <i>trænge til, at</i>    | need                              |
| <i>velfærdssystem, t</i> | welfare system                    |
| <i>venteværelse, t</i>   | waiting room                      |
| <i>virke, at</i>         | work                              |
| <i>vække, at</i>         | wake someone                      |
| <i>være nødt til, at</i> | have to                           |
| <i>åbne, at</i>          | open                              |

## UDTRYK / EXPRESSIONS

|                                  |  |
|----------------------------------|--|
| <i>at gå i gang med</i>          | to start with                            |
| <i>at holde sig for sig selv</i> | to keep to oneself                       |
| <i>Hvad er der i vejen?</i>      | What is wrong?                           |
| <i>Hvad fejler du?</i>           | What is wrong with you?                  |
|                                  | What ails you?                           |
| <i>at få en tid hos lægen</i>    | to get an appointment with the<br>doctor |
| <i>Gør du bare det.</i>          | Just you do that.                        |
| <i>Det er synd for dig.</i>      | It is a shame for you.                   |
|                                  | It is a pity.                            |
| <i>God bedring.</i>              | I hope you'll feel better.               |
|                                  | Good improvement!                        |
| <i>Det bliver ...</i>            | It will be ... ( + an amount)            |
|                                  | It is ... ( + an amount)                 |
| <i>Tak for hjælpen.</i>          | Thanks for your help.                    |

*Det var så lidt.*

That was nothing.

You're welcome.

*Det går fremad.*

It is going in the right  
direction.

It is getting better.

## ØVELSER / EXERCISES

### 1. *Skriv datoerne ud.*

**Write out the dates.**

1. 28-6 \_\_\_\_\_
2. 10-8 \_\_\_\_\_
3. 2-1 \_\_\_\_\_
4. 7-12 \_\_\_\_\_
5. 16-11 \_\_\_\_\_
6. 14-3 \_\_\_\_\_
7. 5-9 \_\_\_\_\_
8. 30-4 \_\_\_\_\_
9. 27-2 \_\_\_\_\_
10. 24-5 \_\_\_\_\_
11. 20-7 \_\_\_\_\_
12. 1-10 \_\_\_\_\_

### 2. *Skriv priserne ud.*

**Write out the prices.**


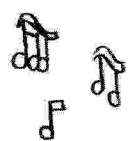


1. 275,45 kr \_\_\_\_\_
2. 568,27 kr \_\_\_\_\_
3. 379,50 kr \_\_\_\_\_
4. 847,25 kr \_\_\_\_\_
5. 194,10 kr \_\_\_\_\_
6. 2.436,98 kr \_\_\_\_\_
7. 27.659,18 kr \_\_\_\_\_

**3. Oversæt til dansk.**  
**Translate into Danish.**

1. I felt really bad this morning.  
\_\_\_\_\_  
\_\_\_\_\_
2. I went into the kitchen and took my temperature, and I had a fever.  
\_\_\_\_\_  
\_\_\_\_\_
3. Then I went back to bed and slept till noon.  
\_\_\_\_\_  
\_\_\_\_\_
4. But I still felt really bad, so I called the doctor and made an appointment.  
\_\_\_\_\_  
\_\_\_\_\_
5. The doctor was very nice and gave me some pills and told me to get well.  
\_\_\_\_\_  
\_\_\_\_\_
6. He also said I should drink a lot and get a lot of sleep.  
\_\_\_\_\_  
\_\_\_\_\_
7. I am happy it wasn't a toothache, for I don't like going to the dentist.  
\_\_\_\_\_  
\_\_\_\_\_
8. I want to be completely well before Christmas, so I can celebrate.  
\_\_\_\_\_  
\_\_\_\_\_
9. All my friends are coming home, and they all want to go out and have fun.  
\_\_\_\_\_  
\_\_\_\_\_

10. We will eat a lot of good food and Christmas candy.
- 
11. I haven't been ill since last year when I was studying really hard for my exams, and I was very tired.
- 
12. She doesn't want to take any pills. Instead she wants to sleep and eat candy.
- 
13. He needs to relax after working hard, so he is just having a good time and talking.
- 
14. She didn't want to keep to herself. Instead she wanted to be with her family for Christmas.
- 

(See answer key, pages 288–289.)





**Lektion 10**  
**Glædelig Jul!**

---

**Lesson 10**  
**Merry Christmas!**

*I Danmark fejrer man jul den 24. december, juleaften.<sup>1</sup> Det er traditionelt en rigtig familieaften, hvor man samler så mange som muligt af familien.*

*Vibeke's forældre, Grete og Ole, fejrer altid jul med hende og hendes familie. De er pensionister<sup>2</sup> og bor ca. ½ times kørsel væk i den anden ende af Århus, i Højbjerg. De ankommer til Vibeke og Michaels hus ved 15-tiden om eftermiddagen.*

*Grete:*

*Så er vi her. Rigtig glædelig jul, alle sammen. Ole, kan du ikke lige hente gaverne i bilen, så vi kan få lagt dem ind til de andre under juletræet<sup>3</sup>?*

*Ole:*

*Jo, jeg skal nok hente pakkerne, men jeg skal først lige sige goddag til alle. Goddag, Christine. Det er dejligt at se dig igen. Er du stadigvæk glad for at være her?*

*Christine:*

*Ja da. Og nu hvor det er jul, er det endnu mere spændende at være i et andet land. Det bliver sjovt at fejre jul på dansk. Skal jeg ikke hjælpe med frakken, Grete?*

In Denmark, Christmas is celebrated on December 24, Christmas Eve. Traditionally, it is a real family evening where as many as possible of the family members gather.

Vibeke's parents, Grete and Ole, always celebrate Christmas with her and her family. They are retired and live approximately a half hour away at the other end of Aarhus, in Højbjerg. They arrive at Vibeke and Michael's house around 3:00 in the afternoon.

Grete:

We are here. A very merry Christmas to all of you. Ole, can't you just get the presents from the car, so we can put them with the others under the Christmas tree?

Ole:

Yes, I will get the presents, but first I have to say hello to everyone. Hello, Christine. It is nice to see you again. Are you still glad to be here?

Christine:

Oh yes. And now when it is Christmas it is even more exciting to be in another country. It will be fun to celebrate Christmas in Denmark. Can I help with your coat, Grete?

Grete:

*Jo tak, det må du gerne.  
Heldigvis er det ikke så koldt i  
dag, og jeg er glad for, at vi ikke  
fik sne og en hvid jul i år.*

Mattias:

*Nej men Mormor<sup>4</sup> da! Vi ville  
skam gerne have en hvid jul,  
så vi kunne komme ud og  
lave en sne-mand. Og Pernille  
kan godt lide at løbe på ski i  
Marselisborg Skov.<sup>5</sup>*

Pernille:

*Ja, det bliver der vist ikke  
noget af i år, med mindre vi får  
snestorm en af dagene!*

Grete:

*Hvor hyggeligt, at du også er  
her i år, Pernille. Hvad laver  
din familie?*

Pernille:

*Mine forældre besluttede at  
tage på ferie til Australien,  
og så inviterede Vibeke mig  
heldigvis til at være med her  
hos jer. Skal vi ikke gå i kirke  
nu? Hvis vi skynder os, kan vi  
nå gudstjenesten i Domkirken<sup>6</sup>  
kl. 16.*

Grete:

Yes, please, that would be nice.  
Luckily it isn't so cold today,  
and I am happy that we didn't  
get any snow and a white  
Christmas this year.

Matias:

But Grandma, seriously!  
We would really like a white  
Christmas, so we could get  
out and make a snowman.  
And Pernille likes to go cross-  
country skiing in Marselisborg  
woods.

Pernille:

Yes, I don't think there will  
be any skiing this year unless  
we have a snowstorm one of  
these days!

Grete:

How nice that you are here  
as well this year. What is your  
family doing?

Pernille:

My parents decided to go on  
vacation to Australia, and  
then, luckily, Vibeke invited  
me to be with you. Shouldn't  
we go to church now? If we  
hurry, we can catch the  
sermon in the Cathedral  
at 4 pm.

*Grete:*

*Jo, det synes jeg bestemt, vi skal. Hvem vil med i år? Jeg ved godt, du ikke vil med, Ole, men hvad med jer Mattias og Vibeke? Og hvor er John? Måske vil han også med.*

*John:*

*Her er jeg Mormor. Glædelig jul til dig og Morfar. Men nej, ellers tak. Jeg tror, jeg bliver hjemme og hjælper med de sidste forberedelser. Kommer du med, Morfar? Vi skal have styr på alle gaverne!*

*Grete, Pernille, Mattias og Christine kører ned til Domkirken, som er stuvende fuld. Mange mennesker går i kirke juleaften og nyder at synge julesalmer og høre juleevangeliet og en kort prædiken. Det hele varer en time, og så kører de hjem igen.*

*Mattias:*

*Så er vi her igen. Skal vi snart spise?*

*Michael:*

*Hvad med om du i stedet for spurgte, om der var noget, du skulle hjælpe med! Men ja, vi skal snart spise, så du kan godt sætte dig ind i stuen til Morfar, indtil vi er helt færdige.*

*Grete:*

*Yes, I definitely think we should do that. Who wants to come this year? I know you don't want to go, Ole, but what about you, Mattias and Vibeke? And where is John? Maybe he wants to come, too.*

*John:*

*Here I am, Grandma. Merry Christmas to you and Grandpa. But no, thank you. I think I'll stay home and help with the last preparations. Are you coming, Grandpa? We need to get all the presents under control!*

*Grete, Pernille, Mattias, and Christine drive down to the Cathedral which is completely full. Many people go to church on Christmas Eve and enjoy singing hymns and listening to the Christmas gospel and a short sermon. It all lasts an hour, and then they drive home again.*

*Mattias:*

*We are back. Are we eating soon?*

*Michael:*

*How about asking instead if there was something you should do to help! But yes, we are eating soon, so you can go sit in the living room with Grandpa till we are quite ready.*

*Mattias:*

*Har du det godt, Morfar?*

*Ole:*

*Ja tak, Mattias. Og som sædvanligt er juletræet fantastisk flot pyntet. Jeg forstår ikke, at det bare bliver flottere for hvert år. Og så mange ting der er på det—og så mange gaver nedenunder! Hvordan er det gået med din eksamen? Er du helt færdig?*

*Mattias:*

*Det er vist gået godt nok, og ja, jeg er færdig for i år. Vi starter først igen til februar, så Pernille og jeg tager på en mini-ferie i et sommerhus, vi har lånt, her efter nytår.*

*Vibeke:*

*Så skal vi spise. Kom og sæt jer til bords alle sammen. Jeg kommer lige ind med det sidste fad. Kan du ikke skænke noget i glassene, John?*

*John skænker vand i vand-glassene og sodavand eller vin op i glassene, og når alle sidder ned, siger de skål til hinanden, før de begynder at spise.*

*Vibeke:*

*Skål og velkommen.<sup>7</sup> Nu skal I bare spise løs. Der er masser af and og gås og brunede kartofler.<sup>8</sup>*

*Mattias:*

*Are you feeling okay, Grandpa?*

*Ole:*

*Yes, thank you, Mattias. And as usual the Christmas tree is truly beautifully decorated. I don't get how it gets prettier every year. And so many ornaments on it—and so many presents under it. How did it go with your exam? Are you all done?*

*Mattias:*

*I think it went OK, and yes, I am done for this year. We don't start till February, so Pernille and I are going on a mini-vacation in a cabin we have borrowed, now after New Year's.*

*Vibeke:*

*We are eating. Come and sit down everybody. I'll just bring in the last serving dish. Can't you pour something into the glasses, John?*

*John pours water into the water glasses, and soda or wine into the glasses, and when they are all sitting down they toast each other before starting to eat.*

*Vibeke:*

*Cheers and welcome. Please just eat. There is plenty of duck and goose and sugar potatoes.*

*Grete:*

*Ja, og æbler og svesker, kan jeg se. Og du har også rødkål, uhm. Det er nu lækkert med et rigtigt julemåltid.*

*Mattias:*

*Og i år er det bestemt mig, der vinder mandelgaven, om jeg så skal spise hele skålen med risalamande!*

*Ole:*

*Det minder mig om dengang jeg var ung under krigen,<sup>9</sup> og det var svært at få fat på en gås eller en and. Det var også helt umuligt at få fløde til desserten, så vi nøjedes med risengrød, men det var skam også godt nok. Men hvor er det et pragtfuldt måltid, du har lavet, kære Vibeke. Skal vi ikke hilse på værtinden og sige tak for dejlig mad!<sup>10!</sup>*

*Vibeke:*

*Selv tak. Det er godt at have sin familie samlet til jul. Send lige fadene rundt en gang til, Pernille.*

*Efter at de har spist hovedretten, tager de en lille pause for at samle appetit til desserten, som er den traditionelle risalamande med kirsebærsovs—og en mandel gemt i skålen.*

*Grete:*

Yes, and apples and prunes, I see. And you also have red cabbage, yummy. A real Christmas dinner is so delicious.

*Mattias:*

And this year, I will definitely get the almond present, even if it means eating the entire bowl of rice dessert!

*Ole:*

It reminds me of the time I was young during the war, and it was difficult to get a goose or duck. It was also quite impossible to get cream for the dessert, so we made do with rice pudding, and that was okay too. But this is a gorgeous meal you have cooked, dear Vibeke. Let us toast the hostess and thank her for the lovely food!

*Vibeke:*

You're welcome. It is good to have one's family gathered at Christmas. Please pass the dishes once more, Pernille.

After they have eaten the main dish, they take a short break to gather their appetites for the dessert, traditional rice dessert with cherry sauce—and an almond hidden in the bowl.

*John:*

*Uhm, det smager godt. Nu kan jeg ikke mere. Hvem har gemt mandlen? Er det dig Mattias? Jeg vil vædde på, at du har fået den for lang tid siden og bare gemt den, for at vi skulle spise endnu mere!*

*Mattias:*

*Okay da. Ja, det er mig, der fik den i år—se her! Jeg snupper lige mandelgaven! Uhm. chokolade og en marcipangris<sup>11</sup>—lækkert! Tak. Skal vi så snart danse om juletræet?*

*Michael:*

*Vi skal lige tage af bordet først og have sat maden væk, men det tager kun et øjeblik, hvis alle hjælper til.*

*De rydder maden væk, og så går de ind i stuen til juletræet, der er tændt. Det står midt i stuen, og alle tager hinanden i hænderne og går rundt om det, mens de synger "Højt fra træets grønne top."<sup>12</sup> Bagefter synger de "Dejlig er Jorden," og så sætter de sig ned og synger endnu et par julesange. Endelig bliver de enige om at begynde at åbne gaverne, og det er Mattias, der er "nisse"<sup>13</sup> i år.*

*John:*

*Yummy, it is good. I am full. Who has hidden the almond? Is it you, Mattias? I bet you got it a long time ago and just hid it, so we would eat even more!*

*Mattias:*

*All right then. Yes, I got it this year—look here! I'll just grab the almond present! Yummy, chocolate and a marzipan pig—delicious! Thank you. Are we dancing around the tree soon?*

*Michael:*

*Let's just clear the table first and put the food away, but that only takes a moment if everybody helps out.*

*They clear the food away and then they go into the living room to the Christmas tree which is lit. It is in the middle of the room and they all join hands and walk around the tree singing "Højt fra træets grønne top." Afterwards they sing "Dejlig er Jorden," and then they sit down and sing a couple more Christmas songs. Finally, they agree to start opening the presents, and Mattias is the elf this year.*

*Mattias:*

*Skal vi gøre, som vi plejer, og tage en gave ad gangen?*

*Vibeke:*

*Ja, det synes jeg bestemt, for ellers bliver det hele så kaotisk, og vi vil også gerne se, hvad alle får.*

*Mattias:*

*Fint. Så starter vi! Den første er til dig, Mormor. Værsgo.*

*Grete:*

*Ih tak. Nej, hvor en lækker silkebluse. Lige hvad jeg ønskede mig. Tusind tak, Pernille. Og den ser også ud til at passe mig. Du er bare dygtig til at finde på gaver.*

*Pernille:*

*Nej, hvor godt at du kan lide den. Jeg syntes selv, den var sød. Nå, Mattias, nu må du se at komme videre, ellers bliver vi aldrig færdige.*

*Mattias:*

*Det har du ret i. Jeg dykker ned i gaverne igen!*

*Efter nogle timer har alle fået deres gaver, og alle er glade og tilfredse. Det har været hyggeligt at se, hvad alle fik, og*

*Mattias:*

*Are we doing what we usually do and taking one present at a time?*

*Vibeke:*

*Yes, I definitely think so, for otherwise everything gets so chaotic, and we also want to see what everyone is getting.*

*Mattias:*

*Great. Let's start! The first one is for you, Grandma. There you are.*

*Grete:*

*Oh thanks. Oh what a beautiful silk shirt. Just what I wanted. Thanks so much, Pernille. And it also looks as if it fits me. You are just so clever at thinking of gifts.*

*Pernille:*

*Oh, how nice that you like it. I also thought it was very nice. Well, Mattias, you better get going, or we will never be done.*

*Mattias:*

*You are so right. I'll dive into the presents again!*

*After a few hours all have gotten their presents, and all are happy and content. It has been cozy to see what everyone*



*alting er blevet beundret. Så flytter de ind til spisebordet igen, hvor Vibeke serverer julekonfekt, marcipan, nougat, nødder, clementiner, dadler og figner, med te eller kaffe. De spiser løs af julegodterne,<sup>14</sup> og ved midnatstid siger Grete og Ole, at de er trætte og vil hjem.*

*Grete og Ole:*

*Det har vel nok været en dejlig juleaften. Tak skal I allesammen have. Godnat og tak for i aften.*

*Alle:*

*Tak i lige måde. Kør forsigtigt og kom godt hjem.*

got, and everything has been admired. They move back to the dining room table where Vibeke serves candy, marzipan, nougat, nuts, clementines, dates and figs with tea or coffee. They munch the candy, and at midnight, Grete and Ole say they are tired and want to leave.

Grete and Ole:

It has been a lovely Christmas. Thank you, everyone. Good night and thank you for this evening.

Everyone:

The same to you. Drive carefully and get home safely.

## Fodnoter / Footnotes

1. Christmas is celebrated on Christmas Eve, December 24, not on Christmas Day, in Denmark. *Julemanden*, Santa Claus, is said to arrive with a bag of presents on this evening, and sometimes parents will dress up like Santa and knock on the door of the house.
2. When you retire, you become *pensionist*. Regular retirement age in Denmark is 65, but people can choose phased retirement from age 60 and supplement their retirement benefits with a subsidiary from the state. At age 65, everyone receives a pension from the state, comparable to social security. Many people also receive pensions from their former employment, or have private pension funds.
3. Many people place the presents under the tree which is usually Norwegian pine or spruce. Fake trees are not common, but most people now have electric lights on their tree. However, some still prefer the old tradition of real candles on the Christmas tree.
4. *Mormor* and *morfar* are the names for maternal grandparents. Paternal grandparents are *farmor* and *farfar*. The generic term is *bedstemor* and *bedstefar*. Great-grandparents are *oldemor* and *oldefar*. *Mormor* and *Morfar* are used as names.

5. Going skiing in Denmark means cross-country as there are no mountains or hills with ski-runs. The highest point in Denmark is *Møllehøj*, at 170,86meter = 567 feet. To learn more, visit [www.aktueltat.au.dk/pdf05\\_1/an1top.pdf](http://www.aktueltat.au.dk/pdf05_1/an1top.pdf). Marselisborg Skov is the woods surrounding the castle, Marselisborg Slot in Aarhus, belonging to Queen Margrethe 2. To learn more, visit <http://kongehuset.dk>.
6. *Domkirken* is the Cathedral Church in Aarhus. The construction was begun around 1200, and the first church was completed in Romanesque style around 1300. It is one of the oldest brick buildings in Denmark. It burned down in 1330 but was reconstructed in Gothic style around 1500. It is the longest church in Denmark: 305 ft long, and it is also 305 ft. tall. The church seats 1,200 people, and it is dedicated to the patron saint of seafarers, St. Clemens.
7. In the beginning of a more formal meal it is common to toast one another and say "*skål*" ("cheers"). The Danish toast consists of raising the glass while maintaining eye contact with the other person(s), nodding one's head slightly, drinking, nodding slightly again, and then lowering the glass.
8. A traditional Danish Christmas dinner consists of duck and/or goose. The fowl is stuffed with a mixture of apple pieces and prunes. With this is served white potatoes, red cabbage, and sugar potatoes consisting of small round potatoes covered in a frying pan with a caramel mixture made of butter and melted sugar. Gravy and maybe a salad complete the main course. The dessert is a rice pudding made from short rice boiled in milk, *risengrød*. When the *risengrød* has cooled off, whipped cream and chopped almonds are added to it to produce the dessert, *risalamande*. At the last moment a whole almond is randomly added to the bowl. It is customary in families with little children to make sure that all the children get an almond in their portion, so they can experience the excitement of finding the almond and getting a *mandelgave* (almond present).
9. *Krigen* refers to World War II. Denmark was occupied by the Germans from April 9, 1940, to May 5, 1945. It was a very difficult time in Danish history.
10. At the end of a formal dinner it is customary to say thank you to the hostess or host by toasting her or him. The entire table will then raise their glasses in unison and say "*skål*." Following that is the customary "*Tak for mad*" ("Thank you for the dinner").

11. *Marcipangris* is a candy pig made of marzipan. This was the traditional “almond present” from old times, but today it is frequently replaced with regular chocolate, sweets or a small present.
12. Dancing around the Christmas tree is an old tradition. While it is not really ‘dancing,’ the people present hold hands and walk around the tree while singing Christmas songs or hymns. The traditional first song is “*Højt fra Træets Grønne Top*” (“High from the green top of the tree”), written by Peter Faber in 1848 with melody by E. Horneman (see words on page 214). The music to this can be found on the Web site <http://www.ugle.dk/default.htm>, along with the words and music to a traditional hymn “*Dejlig er Jorden*” (“Lovely is the Earth”).
13. *Nisse* is the Danish version of an elf. Here it indicates the person who retrieves the presents from under the tree and hands them to the others.
14. *Julegodter* is the general term for all the goodies and candy eaten around Christmas. Hence, it comprises chocolate, marzipan, nuts, dates, etc.

## Højt fra Træets Grønne Top

Højt fra træets grønne top  
stråler juleglansen,  
spillemand, spil lystigt op,  
nu begynder dansen.  
Læg nu smukt din hånd i min,  
ikke rør' ved den rosin!  
Først skal træet vises,  
siden skal det spises.

Se, børnlil, nu går det godt,  
I forstår at trave,  
lad den lille Sine blot  
få sin julegave.  
Løs kun selv det røde bånd!  
Hvor du ryster på din hånd!  
Når du strammer garnet,  
kvæler du jo barnet.

Peter har den gren så kær,  
hvorpå trommen hænger,  
hver gang han den kommer nær,  
vil han ikke længer.  
Hvad du ønsker, skal du få,  
når jeg blot kan stole på,  
at du ej vil tromme,  
før min sang er omme.

Anna hun har ingen ro,  
før hun får sin pakke:  
fire alen merino  
til en vinterfrakke.  
Barn, du bli'r mig alt for dyr,  
men da du så propert syr,  
sparer vi det atter  
ikke sandt, min datter?

Denne fane, ny og god,  
giver jeg til Henrik,  
du er stærk, og du har mod,  
du skal være fænrík.  
Hvor han svinger fanen kækt!  
Børn, I skylder ham respekt!  
Vid, det er en ære  
dannebrog at bære.

Træets allerbedste zir  
skal min William have,  
på det blanke guldpapir  
må du gerne gnave.  
Vær forsigtig og giv agt,  
indenfor er noget lagt,  
som du ej må kramme,  
det er til din amme.

O, hvor den er blød og rar,  
sikken dejlig hue,  
den skal sikre bedstefa'r  
imod frost og snue.  
Lotte hun kan være stolt,  
tænk jer, hun har garnet holdt;  
det kan Hanne ikke,  
hun kan bare strikke!

Børn, nu er jeg blevet træet,  
og I får ej mere,  
moder er i køkkenet,  
nu skal hun traktere.  
Derfor får hun denne pung,  
løft engang, hvor den er tung!  
Julen varer længe,  
koster mange penge.

**ORDLISTE / VOCABULARY**

|                          |                     |
|--------------------------|---------------------|
| <i>ad gangen</i>         | at a time           |
| <i>and, n</i>            | duck                |
| <i>ankomme, at</i>       | arrive              |
| <i>appetit, n</i>        | appetite            |
| <i>beundre, at</i>       | admire              |
| <i>brunet</i>            | sugared; made brown |
| <i>clementin, n</i>      | clementine          |
| <i>dadel, n</i>          | date                |
| <i>dengang</i>           | back then           |
| <i>dygtig</i>            | clever; smart       |
| <i>dykke, at</i>         | dive                |
| <i>ende, n</i>           | end                 |
| <i>fad, t</i>            | serving dish        |
| <i>fantastisk</i>        | tremendously        |
| <i>figen, n</i>          | fig                 |
| <i>finde på, at</i>      | think up            |
| <i>flytte, at</i>        | move                |
| <i>forældre, n, pl</i>   | parents             |
| <i>frakke, n</i>         | long coat           |
| <i>få fat på, at</i>     | get a hold of       |
| <i>gang til, en</i>      | one more time       |
| <i>gave, n</i>           | present             |
| <i>gudstjeneste, n</i>   | service             |
| <i>gå i kirke, at</i>    | go to church        |
| <i>gås, n</i>            | goose               |
| <i>have styr på, at</i>  | get under control   |
| <i>heldigvis</i>         | luckily             |
| <i>hilse, at</i>         | greet               |
| <i>hjælpe til, at</i>    | help out            |
| <i>hovedret, n</i>       | main dish           |
| <i>hånd, n</i>           | hand                |
| <i>juleevangelium, t</i> | Christmas gospel    |

|                         |                          |
|-------------------------|--------------------------|
| <i>julesalme, n</i>     | Christmas hymn or carol  |
| <i>juletræ, t</i>       | Christmas tree           |
| <i>kaotisk</i>          | chaotic                  |
| <i>kirke, n</i>         | church                   |
| <i>kirsebær, t</i>      | cherry                   |
| <i>komme videre, at</i> | get going                |
| <i>krig, n</i>          | war                      |
| <i>kære</i>             | dear                     |
| <i>kørsel, n</i>        | drive                    |
| <i>lægge, at</i>        | lay                      |
| <i>lækkert!</i>         | delicious; scrumptious   |
| <i>løbe på ski, at</i>  | ski (verb)               |
| <i>låne, at</i>         | borrow                   |
| <i>mandel, n</i>        | almond                   |
| <i>mandelgave, n</i>    | almond present           |
| <i>marcipangris, n</i>  | marzipan-pig             |
| <i>masser af</i>        | lots of                  |
| <i>midt i</i>           | in the middle of         |
| <i>minde om, at</i>     | remind of                |
| <i>nedenunder</i>       | underneath               |
| <i>nisse, n</i>         | elf                      |
| <i>nød, n</i>           | nut                      |
| <i>nøjes med, at</i>    | make do with; settle for |
| <i>nå, at</i>           | make it to               |
| <i>ønske sig, at</i>    | want, desire; wish for   |
| <i>par, t</i>           | couple of; a pair of     |
| <i>pause, n</i>         | break                    |
| <i>pensionist, n</i>    | retired person           |
| <i>pleje, at</i>        | do usually               |
| <i>pragtfuldt</i>       | gorgeous; great          |
| <i>prædiken, n</i>      | sermon                   |
| <i>pynte, at</i>        | decorate                 |
| <i>risalamande, n</i>   | rice dessert             |
| <i>risengrød, n</i>     | rice pudding             |
| <i>rødkål, n</i>        | red cabbage              |

|                                |                         |
|--------------------------------|-------------------------|
| <i>sag, n</i>                  | case                    |
| <i>samle, at</i>               | gather; collect         |
| <i>sende, at</i>               | pass; send              |
| <i>silkebluse, n</i>           | silk blouse; silk shirt |
| <i>skam</i>                    | certainly               |
| <i>ski, n</i>                  | ski (noun)              |
| <i>skov, n</i>                 | forest; woods           |
| <i>skynde sig, at</i>          | hurry                   |
| <i>skænke, a</i>               | pour                    |
| <i>skål, n</i>                 | bowl                    |
| <i>snemand, n</i>              | snowman                 |
| <i>snestorm, n</i>             | snowstorm               |
| <i>sommerhus, t</i>            | cabin                   |
| <i>spise løs, at</i>           | eat a lot               |
| <i>stuvende</i>                | completely; "stuffed"   |
| <i>sveske, n</i>               | prune                   |
| <i>sædvanligt</i>              | usual                   |
| <i>sætte sig ned, at</i>       | sit down                |
| <i>sætte sig til bords, at</i> | sit down at table       |
| <i>sætte væk, at</i>           | clear away              |
| <i>så mange som muligt</i>     | as many as possible     |
| <i>tilfreds</i>                | content                 |
| <i>traditionelt</i>            | traditionally           |
| <i>tænde, at</i>               | light                   |
| <i>umuligt</i>                 | impossible              |
| <i>vare, at</i>                | last                    |
| <i>vel nok</i>                 | certainly; surely       |
| <i>vædde, at</i>               | bet                     |

## UDTRYK / EXPRESSIONS

*Så er vi her.*

We have arrived.

*Glædelig jul.*

Merry Christmas.

*Det må du gerne.*

That would be nice.

*Hvem vil med?*

Who wants to come?

|                                 |                                   |
|---------------------------------|-----------------------------------|
| <i>Vi skal have styr på ...</i> | We need to get ... under control. |
| <i>Jeg vil vædde på ...</i>     | I am willing to bet, I bet ....   |
| <i>Lige sagen!</i>              | Just the thing!                   |
| <i>Tak i lige måde.</i>         | The same to you.                  |
| <i>Kør forsigtigt.</i>          | Drive carefully.                  |
| <i>Kom godt hjem.</i>           | Get home safely.                  |

## ØVELSER / EXERCISES

### 1. Lav sætningerne om til *datid*.

Change the sentences to the past tense. (See pages 150–151.)

- Det er en familieaften, hvor man samler mange familiemedlemmer.  
\_\_\_\_\_
- Forældrene fejrer jul med Vibeke og kører fra den anden ende af byen.  
\_\_\_\_\_
- Ole siger goddag til alle og lægger gaverne under træet.  
\_\_\_\_\_
- Det bliver sjovt at fejre jul her, og måske får vi sne.  
\_\_\_\_\_
- Pernille kan lide at løbe på ski, men vi tager alligevel på ferie i et sommerhus.  
\_\_\_\_\_
- Jeg hjælper med at dække bord, og så spiser vi.  
\_\_\_\_\_



**2. Lav de samme sætninger om til spørgsmål.**

**Change the same sentences to questions. (See pages 102–104.)**

1. Det er en familieaften, hvor man samler mange familiemedlemmer.

---

2. Forældrene fejrer jul med Vibeke og kører fra den anden ende af byen.

---

3. Ole siger goddag til alle og lægger gaverne under træet.

---

4. Det bliver sjovt at fejre jul her, og måske får vi sne.

---

5. Pernille kan lide at løbe på ski, men vi tager på ferie i et sommerhus.

---

6. Jeg hjælper med at dække bord, og så spiser vi.

---

**3. Lav så mange ord som muligt om til flertal.**

**Change as many words as possible to the plural. (See pages 106–108.)**

1. Grete får en silkebluse, en bog, en håndlotion og en flaske vin.

---

2. Ole får en CD, en bog, handsker, en sweater og en flaske snaps.

---

3. Vibeke serverer en and, en gås, en kartoffel, et fad med æble og sveske og rødkål.

---

4. Som / til dessert er der risengrød, risalamande, kirsebærsovs, mandelgave og kage.
- 
- 

5. På bordet står der en tallerken, et glas, en kniv, en gaffel og en ske.
- 
- 

6. Michael laver te og kaffe med fløde og sukker og chokolade.
- 
- 

**4. Oversæt til dansk.**  
**Translate into Danish.**

1. Christmas is a nice time with many family traditions.
- 
- 

2. Grandparents like to celebrate Christmas with their children and grandchildren.
- 
- 


3. Some people drive for a very long time to get to their family to celebrate Christmas.
- 
- 

4. Many people like to go to church on Christmas Eve, and the sermon is very short.
- 
- 

5. Some children think the Christmas dinner takes too long, for they would like to get their presents soon.
- 
-

6. Some children can't wait for the meal to be over, so they can open presents.
- 
- 
7. Many Danes dance around the tree on Christmas Eve while singing songs and holding hands.
- 
- 
8. Sometimes it snows around Christmas, but you can't ski very often.
- 
- 
9. If you want to go skiing, you must go to a different country in winter.
- 
- 
10. After opening presents, many people like to have tea or coffee.
- 
- 
11. They also like to eat Christmas candy and nuts, dates, figs, and clementines.
- 
- 
12. Traditionally, Santa Claus brings presents on Christmas Eve, and you go to bed around midnight.
- 
- 
13. The next day is Christmas Day, and everybody sleeps for a long time and relaxes.
- 
- 
14. Winter can be nice if you light the Christmas tree and have a cozy time with your family.
- 
- 

(See answer key, pages 290–291)



**Lektion 11**  
**Hvad med lidt kunst?**

---

**Lesson 11**  
**How about some art?**

*Christine har nu været i Danmark i otte måneder, og foråret er så småt på vej. En smuk dag i marts, har hun en aftale med Christian, Mattias og Pernille om at 'lege turister' i Århus og bruge en hel dag på at se de forskellige seværdigheder.*

*Mattias:*

*Nå, Christine. Er du klar til den store turistdag? Vi skal nå en masse forskellige ting i dag, så jeg håber, du har en masse energi!*

*Christine:*

*Det kan du tro! Jeg glæder mig til at lære nogle flere ting at kende her i byen. Hvor skal vi møde de andre?*

*Mattias:*

*Vi tager bussen ind til byen, og så har jeg aftalt med dem, at vi mødes ved ARoS.<sup>1</sup> Hvis vi tager 7'eren<sup>2</sup> kommer vi næsten lige forbi, og vi kan stå af ved Rådhuset.<sup>3</sup> Det er faktisk der, Turistkontoret<sup>4</sup> ligger. Men vi behøver nu ikke gå derind, for jeg har allerede planlagt vores dag. Husk dit buskort<sup>5</sup> og dit studenter ID-kort.<sup>6</sup> Så kommer du billigere ind de fleste steder.*

Christine has now been in Denmark for eight months, and spring is gradually coming. On a beautiful day in March she has arranged with Christian, Mattias and Pernille to 'play tourists' in Aarhus and spend an entire day seeing the various sights.

Mattias:

Well, Christine. Are you ready for the big tourist day? We have a lot of different things to do today, so I hope you have lots of energy!

Christine:

You bet! I am looking forward to getting to know more in this city. Where are we meeting the others?

Mattias:

We'll take the bus into town, and then we are meeting them at ARoS. If we take bus 7 we go almost right by it, and we can get off at the City Hall. That is actually where you find the Tourist Bureau. But we don't have to go in there since I have already planned our day. Remember your bus pass and your student ID. Then most places will let you in at a reduced rate.

*Christine:*

*Jeg har det hele. Lad os bare gå. Tror du, det bliver koldt i dag?*

*Mattias:*

*Foråret er ikke altid til at stole på, så jeg ville tage hat og handsker med for en sikkerheds skyld.*

*Foran Kunstmuseet ARoS møder de Christian og Pernille.*

*Christian:*

*Hej med jer. Lad os bare gå ind. Har nogen af jer egentlig været her før?*

*Pernille:*

*Jeg var her, lige da det var blevet færdigt. Det åbnede d. 8.april 2004, og allerede det første år var der 342.436 gæster. Vi skal starte med at se "Boy."*

*Christine:*

*Hvad er det?*

*Pernille:*

*"Boy" er en skulptur lavet af den australske kunstner Ron Muecks. Det er en fem meter høj dreng, der sidder på hug og er fuldstændig livagtig. Hans krop er lavet af glasfiber, mens hans hår, øjenvipper og øjenbryn er lavet af fiskesnøre. Hans bukser er syet af rigtigt buksestof. Han er ret fantastisk lavet.*

*Christine:*

*I have everything. Let us just go. Do you think it will be cold today?*

*Mattias:*

*Spring isn't always reliable, so I would bring a hat and gloves just to be on the safe side.*

*In front of the Art Museum AroS they meet Christian and Pernille.*

*Christian:*

*Hi. Why don't we go in. I wonder if any of you have been here before?*

*Pernille:*

*I was here right when it was finished. It opened on April 8, 2004, and already the first year there were 342,436 visitors. We have to start by seeing "Boy."*

*Christine:*

*What is that?*

*Pernille:*

*"Boy" is a sculpture made by the Australian artist Ron Muecks. It is a five meter tall squatting boy who is completely lifelike. His body is made of glass fiber while his hair, eyelashes and eyebrows are made of fishing line. His pants are sewn out of real canvas. He is pretty awesome.*

*De går rundt i et par timer og ser på den kunst, der er udstillet i museet. Der er både ældre og moderne kunst, og de ender med at gå op på taget for at se ud over Århus.*

*Christine:*

*Sikke en flot udsigt, der er heroppe. Jeg kan finde Domkirken og Universitetet. Det er sjovt at se det hele fra oven. Hvor skal vi hen nu?*

*Christian:*

*Jeg synes, vi skal gå hen og se Hovedbiblioteket i Mølleparken<sup>7</sup> først, og så bagefter gå videre til Den Gamle By.<sup>8</sup>*

*Mattias:*

*Det er en god ide. Så kan vi få noget frokost på vejen. Der er et godt sted i Møllegade, hvor vi kan få os en sandwich og en sodavand.*

*De finder sandwichbaren og spiser en hurtig frokost, og så går de videre til Hovedbiblioteket i Møllegade 1.*

*Christian:*

*Jeg synes, det er sådan et flot gammelt bibliotek, og de har tonsvis af bøger her. Jeg tager næsten altid herhen, når jeg skal skrive en opgave til universitetet. Du har da også været her før, har du ikke, Christine?*

They walk around for a couple of hours and look at the art exhibited in the museum. There is both old and modern art, and they finish by walking to the roof to look out over Aarhus.

Christine:

What a great view from up here. I can find the Cathedral and the University. It is fun to see everything from above. Where are we going to now?

Christian:

I think we should go to see The Main Library in Mølleparken first and then afterwards walk on to The Old Town.

Mattias:

That is a good idea. Then we can get some lunch on the way. There is a good place in Møllegade where we can get sandwiches and soda.

They find the sandwich bar and eat a quick lunch, and then they go on to the Main Library at Møllegade 1.

Christian:

I think it is such a grand old library and they have tons of books here. I almost always go here when I have to write a paper for the University. Surely you have been here before, haven't you, Christine?



*Christine:*

*Jo, men jeg har altid haft for travlt til at se på selve bygningen. Og jeg vil godt vide noget mere om de buster, der står ude foran hoveddøren.*

*Christian:*

*Vi går hen og spørger bibliotekaren, om de ikke har en pjeces, der fortæller noget mere. Det er 11 buster af nogle af de bedste danske forfattere, så måske kan du læse nogle af deres bøger, nu du er blevet så god til dansk?*

*Christine:*

*Jeg kan da i hvert fald forsøge. Og i mellemtiden kan du fortælle mig om dem, ikke!*

*Christian:*

*Okay, vi tager lige en runde, og så er det vist på tide at gå videre til Den Gamle By.*

*Da de har gået rundt inde i Hovedbiblioteket og vandret rundt udenfor og i parken ved siden af, går de videre til Den Gamle By, der ligger i Botanisk Have.<sup>9</sup>*

*Christine:*

*Hvad er Den Gamle By egentlig?*

*Christine:*

*Yes, but I have always been too busy to look at the building itself. And I would like to know more about the busts standing outside the front door.*

*Christian:*

*Let's go and ask the librarian if they don't have a pamphlet telling us more. They are 11 busts of some of the best Danish authors, so maybe you can read some of their books now that your Danish is so good?*

*Christine:*

*At least I can try. And in the meantime you can tell me about them, right?*

*Christian:*

*OK, we'll just do a round, and then it must be about time to walk on to The Old Town.*

*When they have wandered around inside the Main Library and wandered around outside and in the adjoining park, they walk on to The Old Town which is in The Botanical Garden.*

*Christine:*

*What is The Old Town, actually?*

*Mattias:*

*Det er et museum, hvor man har en mulighed for at se, hvordan folk boede i gamle dage. Det er virkelig spændende, for alle husene er autentiske, og de har tit mennesker, der er klædt ud som i gamle dage i husene. De går rundt og fortæller om livet dengang, og de viser også, hvordan man lavede forskellige ting, fx sko, støvler, handsker og tønder.*

*Christine:*

*Kan man så også gå rundt inde i husene, eller kan man kun se dem udefra?*

*Mattias:*

*Du kan gå rundt inde i de fleste af dem, og der er også et gammeldags traktørsted, hvor du kan spise. Der er et gammelt teater, hvor de ind imellem opfører forestillinger eller har opvisninger med gammelt tøj.*

*Pernille:*

*Ja, kan du huske, da din mor var model i en rokokko kjole, da hun var ung? Der var en artikel i bladet *Bo Bedre*<sup>10</sup> med flotte billeder, og så kunne man også købe et postkort med hende. Det var rigtig sjovt, og hun så helt vildt flot ud.*

*Mattias:*

It is a museum where you have a chance to see how people lived in the old days. It is really exciting, for all the houses are authentic, and they often have people dressed up like in the old days in the houses. They walk around telling you about life back then, and they also show you how to make various things, e.g. shoes, boots, gloves, and barrels.

*Christine:*

Can you walk around inside the houses as well, or can you only see them from the outside?

*Mattias:*

You can walk around inside most of them, and there is also an old-fashioned tea and beer garden where you can eat. There is an old theater where they have performances from time to time or have fashion shows with old clothes.

*Pernille:*

Yes, do you remember when your mother modeled a rococo dress when she was young? There was an article in the magazine *Bo Bedre* with great pictures, and then you could buy a postcard with her as well. It was really fun, and she looked absolutely great.

*Mattias:*

*Det er rigtigt. Min mormor kendte inspektøren for Tekstilmuseet, Dr. Phil. Erna Lorenzen, så Vibeke var med til en opvisning af smukke gamle kjoler. Måske kan vi finde et postkort af hende, som du kan få med hjem, Christine.*

*Christine:*

*Hvor gammel er Den Gamle By egentlig?*

*Pernille:*

*Den første bygning var Borgmestergården, der kom i 1909, men selve museet startede i 1914, og det er vokset vældig meget siden da. I begyndelsen blev ca. 50 gamle huse reddet, så de i stedet for at blive revet ned, blev flyttet og genrejst her. Manden, der grundlagde museet, hed Peter Holm, og han lavede faktisk verdens første frilandsmuseum for borgerhuse.*

*Christian:*

*Her er nogle brochurer, jeg fandt. Så kan vi læse mere om hele området. Jeg har også været her mange gange som barn. Ved juletid har de et meget hyggeligt julemarked, og der sker altid forskellige ting.*

*Mattias:*

*That's right. My grandmother knew the manager of the Textile Museum, Dr. Phil. Erna Lorenzen, so Vibeke participated in a show with beautiful old dresses. Maybe we can find a postcard with her that you can bring home, Christine.*

*Christine:*

*How old is The Old Town, actually?*

*Pernille:*

*The first building was The Mayor's Manor which came in 1909, but the museum as such started in 1914, and it has grown tremendously since then. In the beginning, approximately 50 old houses were saved, so that instead of being torn down they were moved and re-erected here. The founder of the museum is Peter Holm, and he actually created the first open-air museum for townsmen's houses in the world.*

*Christian:*

*Here are some brochures I found. Then we can read more about the whole area. I was here many times as a child as well. Around Christmas they have a very cozy Christmas fair, and a variety of events are*

*Men jeg har nu ikke været her så meget i den sidste tid. Jeg vil godt ind og se samlingen af sølvtøj.*

*Pernille:*

*Ja, og jeg vil godt se Tekstilmuseet med kjoler og gammelt tøj. Hvad vil du gerne se, Mattias?*

*Mattias:*

*Tja, hvad med Traktørstedet, så vi kan få en kop kaffe—al denne kultur gør mig meget træt!!*

*Pernille:*

*Så længe du bare ikke bliver alt for træt af det,<sup>11</sup> for vi er altså slet ikke færdige endnu! Hvis vi tager en pause, må du bare se at blive mere energisk!*

*De finder et hyggeligt bord i kælderen og får en kop kaffe og et stykke kringle,<sup>12</sup> og så kan de lidt igen.*

*Christine:*

*Der er bare så mange ting at se her. Jeg tror, jeg vil tilbage en anden dag, for jeg kan da slet ikke nå at se det hele på én gang.*

*Christian:*

*Jeg vil godt med. Jeg har glemt, hvor meget nyt de har lavet, og jeg vil også gerne se de nye*

always going on. But I haven't been here much lately. I would like to see the collection of silverware.

*Pernille:*

Yes, and I want to see the Textile Museum with dresses and old clothes. What would you like to see Mattias?

*Mattias:*

Well, how about the tea garden, so we can get a cup of coffee—all this culture makes me very tired!

*Pernille:*

As long as you don't get too tired of it, for we are not done at all yet! If we take a break you'll just have to get more energetic!

They find a cozy table downstairs and have a cup of coffee and a piece of kringle, and then they can go on.

*Christine:*

There are just so many things to see here. I think I want to go back another day, for I can't see everything at once.

*Christian:*

I'll come with you. I have forgotten how many new things they have made, and I'd

*bygninger. Men hvad siger I? Skal vi ikke gå et smut hen til Domkirken og så gennem Strøget, før vi tager bussen hjem igen?*

*Christine:  
Er butikkerne ikke lukkede nu?<sup>13</sup>*

*Christian:  
Jo, men Domkirken er åben. Vi kan da også godt tage en bus herfra, hvis du er træt.*

*Christine:  
Nej, jeg vil gerne se Domkirken indefra igen. Men så er det sidste punkt på dagsordenen, for jeg synes, vi har gået meget og set meget i dag.*

*Domkirken er åben og flot belyst. De tager en rundtur og går så hen til busstoppestedet ved Katedralskolen.<sup>14</sup>*

*Christine:  
Hvad er det for en skole? Der står Katedralskolen på muren.*

*Christian:  
Det var der, Mattias og jeg gik i gymnasiet. Det er en meget gammel skole—over 800 år gammel—som hørte sammen med Domkirken. Det er derfor, den hedder Katedralskolen.*

like to see the new buildings as well. But what do you say? Shouldn't we take a stroll over to the Cathedral and then walk through Strøget before catching a bus home?

Christine:  
Aren't the stores closed by now?

Christian:  
Yes, but the Cathedral is open. We can take a bus from here if you're tired.

Christine:  
No, I'd like to see the Cathedral inside again. But then that is the last item on the agenda, for I think we have walked and seen a lot today.

The Cathedral is open and beautifully lit. They do a round and then go to the bus stop at Katedralskolen.

Christine:  
What school is that? It says Katedralskolen on the wall.

Christian:  
That was where Mattias and I went to the Gymnasium. It is a very old school—more than 800 years old—which was connected to the Cathedral. That is why it is called The Cathedral School.

*Christine:*

*Du vil da vel ikke bilde mig ind, at den skole der er 800 år gammel?!*

*Christian:*

*Nej da, men der har ligget en skole på det samme sted i over 800 år, og så er bygningerne selvfølgelig nye. Det er en rigtig god skole, og så er det nemt at pjække og gå på café i timerne, hvis man altså tør!*

*Mattias:*

*Øh ja, det skal vi ikke lige snakke alt for højt om! Vi finder lige en bus! Vi har ikke set Musikhuset,<sup>15</sup> men det må blive en anden dag.*

*Christine og Pernille:*

*Ja, tak! Det har været en fin dag som turist i Århus.*

Christine:

You don't want me to believe that that school there is 800 years old?!

Christian:

No, but there has been a school at that same spot for more than 800 years, and the buildings are new, of course. It is a really good school, and then it is easy to skip a class and go to a café, if one dares!

Mattias:

Oh well, yes, let us not talk about that too much! Let's find a bus! We haven't seen Musikhuset, but that must wait for another day.

Christine and Pernille:

Yes, thanks! It has been a grand day as a tourist in Aarhus.

## **Fodnoter / Footnotes**

1. ARoS is the recently opened Art Museum in Aarhus. To learn more about it, visit: [www.aros.dk](http://www.aros.dk).
2. 7'eren is the bus number 7. All buses are numbered and have specific routes. You can buy a single ticket, good for a round trip within 2 hours, a 10-trip ticket, a monthly bus pass, a 3-month bus pass or a year's bus pass. You can also buy a tourist pass for the weekend or a whole day.
3. Rådhuset is the City Hall in Aarhus. To learn more about it, visit: [www.visitaarhus.com/composite-877.htm](http://www.visitaarhus.com/composite-877.htm).
4. Turistkontoret is the Tourist Information Bureau. To learn more and plan your trip to Aarhus, visit: [www.visitaarhus.com](http://www.visitaarhus.com).

5. As a student you get a discounted bus pass. Retired people also get discounts.
6. As a student, you get an ID card which gives you a reduced rate for museums, concerts, etc. all over Europe.
7. *Hovedbiblioteket* is the Main Library in Aarhus. To learn more about it, visit: [www.aakb.dk/sw992.asp](http://www.aakb.dk/sw992.asp).
8. *Den Gamle By* (The Old Town) is a museum depicting all aspects of life in the old towns with large collections of workshops, merchants' stalls, and interiors from various houses. Old houses of special interest were methodically taken apart, numbered, and re-erected within the grounds of the outdoor museum. These houses were then furnished in a historically accurate fashion, allowing the visitor a look at life as it took place in the old days. As a visitor, one's senses of smell, touch and sight are all projected into a different age with people living a different life. Simultaneously, the museum established major collections of clothes, furnishings, furniture, ovens, toys, silverware, faience and china, making The Old Town the largest collection of artifacts outside of Copenhagen. To learn more about it, visit: [www.dengamleby.dk/dgb.htm](http://www.dengamleby.dk/dgb.htm).
9. *Botanisk Have* is a large Botanical Garden in the middle of Aarhus. To learn more about it, visit: [www.aarhuskommune.dk/portal/borger/miljoe\\_natur/ud\\_i\\_naturen/botanisk\\_have](http://www.aarhuskommune.dk/portal/borger/miljoe_natur/ud_i_naturen/botanisk_have).
10. *Bo Bedre* is a monthly magazine comparable to *Better Homes and Gardens*. To learn more about it, visit: [www.bobedre.dk](http://www.bobedre.dk).
11. *Træt* (tired) / *træt af det/noget* (tired of something, bored by something)
12. *Kringle* is a Danish pastry, also called kringle in English. Racine, WI, calls itself the kringle capital of the United States.
13. Stores in Denmark are usually open from 9 am to 5:30 pm or 8 pm. Most stores are open Saturday morning and early afternoon, and closed on Sundays. Supermarkets usually have longer opening hours. It is a good idea to check opening hours for stores as they are not comparable to opening hours in the United States.
14. *Katedralskolen* (The Cathedral School). To learn more about it, visit: [www.aarhuskat-gym.dk/](http://www.aarhuskat-gym.dk/).
15. *Musikhuset* (The Music House) is a fairly new, impressive center for the performing arts in the middle of Aarhus. To learn more about it, visit: [www.musikhusetaarhus.dk/](http://www.musikhusetaarhus.dk/).

**ORDLISTE / VOCABULARY**

|                                |                             |
|--------------------------------|-----------------------------|
| <i>aftale, n</i>               | appointment, agreement      |
| <i>allerede</i>                | already                     |
| <i>artikel, n</i>              | article                     |
| <i>autentisk</i>               | authentic                   |
| <i>belyst</i>                  | lit up                      |
| <i>bibliotek, t</i>            | library                     |
| <i>bibliotekar, n</i>          | librarian                   |
| <i>bilde ind, at</i>           | make believe                |
| <i>blad, t</i>                 | magazine                    |
| <i>blive træt af, at</i>       | get tired of, be bored with |
| <i>borgerhus, t</i>            | townsman's house            |
| <i>brochure, n</i>             | pamphlet, brochure          |
| <i>buksestof, t</i>            | canvas, pants fabric        |
| <i>buskort, t</i>              | bus pass                    |
| <i>buste, n</i>                | bust                        |
| <i>bygning, n</i>              | building                    |
| <i>dagsorden, n</i>            | agenda                      |
| <i>derind</i>                  | in there                    |
| <i>dreng, n</i>                | boy                         |
| <i>egentlig</i>                | actually, in fact           |
| <i>ende med, at</i>            | finish with                 |
| <i>energi, n</i>               | energy                      |
| <i>faktisk</i>                 | actually                    |
| <i>fiskesnøre, n</i>           | fishing line                |
| <i>flytte, at</i>              | move                        |
| <i>for en sikkerheds skyld</i> | be on the safe side         |



|                            |                           |
|----------------------------|---------------------------|
| <i>forestilling, n</i>     | performance               |
| <i>forfatter, n</i>        | author                    |
| <i>forsøge, at</i>         | try                       |
| <i>fra oven</i>            | from above                |
| <i>frilandsmuseum, t</i>   | open air museum           |
| <i>fuldstændig</i>         | completely                |
| <i>gammeldags</i>          | old-fashioned             |
| <i>genrejse, at</i>        | re-erect                  |
| <i>glasfiber</i>           | glass fiber               |
| <i>grundlægge, at</i>      | found                     |
| <i>gæst, n</i>             | visitor                   |
| <i>gøre træt, at</i>       | make tired                |
| <i>handske, n</i>          | glove                     |
| <i>hel; halv</i>           | whole; half               |
| <i>hoveddør, n</i>         | front door, main door     |
| <i>høre sammen med, at</i> | be connected with         |
| <i>hår, t</i>              | hair                      |
| <i>i mellemtiden</i>       | in the meantime           |
| <i>ikke sandt?</i>         | right?                    |
| <i>indefra; udefra</i>     | from inside; from outside |
| <i>inspektør, n</i>        | manager                   |
| <i>klæde ud, at</i>        | dress up                  |
| <i>komme ind, at</i>       | be let in                 |
| <i>kringle, n</i>          | kringle (a pastry)        |
| <i>krop, n</i>             | body                      |
| <i>kultur, n</i>           | culture                   |
| <i>kunne lidt igen, at</i> | be able to go on a bit    |
| <i>kunst, n</i>            | art                       |

|                         |                           |
|-------------------------|---------------------------|
| <i>kunstner, n</i>      | artist                    |
| <i>kælder, n</i>        | basement, downstairs      |
| <i>lege, at</i>         | play                      |
| <i>ligge, at</i>        | lie, to be located        |
| <i>livagtigt</i>        | lifelike                  |
| <i>marked, t</i>        | fair                      |
| <i>masse, n</i>         | lot                       |
| <i>meter, n</i>         | meter (approx. 3 feet)    |
| <i>model, n</i>         | model                     |
| <i>mon</i>              | I wonder                  |
| <i>mulighed, n</i>      | possibility               |
| <i>område, t</i>        | area                      |
| <i>opføre, at</i>       | perform                   |
| <i>opgave, n</i>        | paper, essay              |
| <i>opvisning, n</i>     | show                      |
| <i>park, n</i>          | park                      |
| <i>pjece, n</i>         | pamphlet                  |
| <i>pjække, at</i>       | skip class, play truant   |
| <i>planlægge, at</i>    | plan                      |
| <i>postkort, t</i>      | postcard                  |
| <i>punkt, t</i>         | item, point               |
| <i>redde, at</i>        | save, salvage             |
| <i>rive ned, at</i>     | tear down                 |
| <i>rokoko</i>           | rococo (from that period) |
| <i>runde, n</i>         | round, stroll             |
| <i>rundtur, n</i>       | round                     |
| <i>samling, n</i>       | collection                |
| <i>seværdighed, n</i>   | sight                     |
| <i>sidde på hug, at</i> | squat                     |

|                           |                         |
|---------------------------|-------------------------|
| <i>sikkerhed, n</i>       | security                |
| <i>skulptur, n</i>        | sculpture               |
| <i>skyld, n</i>           | sake                    |
| <i>smut, t</i>            | stroll                  |
| <i>snakke højt om, at</i> | talk about out loud     |
| <i>stole på, at</i>       | trust                   |
| <i>sy, at</i>             | sew                     |
| <i>sølvtoj, t</i>         | silverware              |
| <i>time, n</i>            | class                   |
| <i>tit = ofte</i>         | often                   |
| <i>tonsvis</i>            | tons of                 |
| <i>traktørsted, t</i>     | tea garden, beer garden |
| <i>turist, n</i>          | tourist                 |
| <i>tønde, n</i>           | barrel                  |
| <i>udsigt, n</i>          | view                    |
| <i>udstille, at</i>       | exhibit                 |
| <i>vandre, at</i>         | wander, stroll          |
| <i>ved siden af</i>       | next to                 |
| <i>verden, n</i>          | world                   |
| <i>vise, at</i>           | show                    |
| <i>vokse, at</i>          | grow                    |
| <i>øjebryn, t</i>         | eyebrow                 |
| <i>øjenvippe, n</i>       | eyelash                 |

**UDTRYK / EXPRESSIONS**

|   |                                      |
|---|--------------------------------------|
| <i>Vi skal nå en masse!</i>             | We have a lot to do!                 |
| <i>Det kan du tro!</i>                  | You bet!; Sure!                      |
| <i>Har I mon været her før?</i>         | I wonder if you've been here before? |
| <i>Sikke en flot udsigt.</i>            | What a beautiful view.               |
| <i>Ikke sandt!</i>                      | Isn't that right!                    |
| <i>Det gør mig træt!</i>                | It makes me tired!                   |
| <i>Så kan de lidt igen.</i>             | Then they can go on a bit.           |
| <i>Hvad siger I?</i>                    | What do you say?                     |
| <i>Vil du bilde mig ind...?</i>         | Are you trying to tell me...?        |
| <i>Hvis man altså tør.</i>              | If one dares.                        |
| <i>Det skal vi ikke snakke højt om.</i> | Let's keep that quiet.               |

**ØVELSER / EXERCISES****1. Sæt adjektivet ind i den rigtige form.**

Insert the adjectives in the correct form. (See pages 47-49.)

1. (kold) Han kan ikke lide \_\_\_\_\_ vejr.
2. (varm) Så vil han gerne have \_\_\_\_\_ te.
3. (høj) Vi spiller tit \_\_\_\_\_ musik.
4. (god) Så er det rart at have et \_\_\_\_\_ stereoanlæg.
5. (åben) Den \_\_\_\_\_ dør viser, at vi gerne vil snakke.
6. (lukket) Den \_\_\_\_\_ dør viser, at vi gerne vil sove.
7. (stor) Den \_\_\_\_\_ gås smagte godt til jul.
8. (lille) Den \_\_\_\_\_ and var også god.
9. (lille) De \_\_\_\_\_ børn var glade for gaverne.
10. (gammel) De \_\_\_\_\_ (mennesker) var glade for maden.

11. (stor) Hun er \_\_\_\_\_ end mig.
12. (lille) Han er \_\_\_\_\_ end hende
13. (gammel) Bedstemor er den \_\_\_\_\_ i familien.
14. (ung) Bedstefar er \_\_\_\_\_ end bedstemor.
15. (sød) Sukker er det \_\_\_\_\_, man kan spise.
16. (sød) Den røde sweater er \_\_\_\_\_ end den grønne.
17. (dygtig) Hun er \_\_\_\_\_ end sin mand til at sy.
18. (flot) Juletræet er \_\_\_\_\_ i år end sidste år.
19. (meget) Hun er den i familien, der er \_\_\_\_\_ glad for sine gaver.
20. (flere) Han er den af drengene, der har fået \_\_\_\_\_ penge i år.

**2. Sæt sætningerne sammen med et relativt pronomen (som eller der).**

**Combine the sentences with a relative pronoun (som or der).  
(See pages 172–173.)**

**Eksempel / Example:** Vi tager en bus. Bussen er en 7'er.  
Vi tager en bus, der er en 7'er.

1. Der kommer en pige gående. Pigen er vældig sød.
2. Juleaften spiser vi and. Anden smager godt.
3. Musikhuset i Århus er meget stort. Musikhuset ligger midt i Århus.
4. Rådhuset er gammelt. Rådhuset har en klokke.
5. Den Gamle By blev grundlagt i 1914. Den Gamle By har mange huse.

6. Hovedbiblioteket ligger i Møllegade. Hovedbiblioteket har tonsvis af bøger.
7. Sandwichbaren sælger god mad. Sandwichbaren ligger i Møllegade.
8. Huset er rødt. Han har lige købt huset.
9. Vi aftaler at gå i biografen. Biografen ligger langt væk.
10. Vi tager bussen på / til arbejde. Bussen er en gul nummer 7.

**3. Oversæt til dansk.**

**Translate into Danish.**

1. It will soon be spring, and it is getting warmer.  
\_\_\_\_\_
2. They agree to spend a day looking at sights.  
\_\_\_\_\_
3. It is a good idea to bring a hat and gloves since the weather is not reliable.  
\_\_\_\_\_  
\_\_\_\_\_
4. They usually take the bus because it is easier than driving a car.  
\_\_\_\_\_  
\_\_\_\_\_
5. When they meet their friends, they say hello and go inside.  
\_\_\_\_\_
6. They enjoy the fantastic modern art in the exhibitions, but they also like older art.  
\_\_\_\_\_  
\_\_\_\_\_

7. When they are hungry, they find a place to eat a sandwich and drink some water.
- 
- 
8. The outdoor museum is very exciting, for it is fun to see how people lived in the old days.
- 
- 
9. Many women dress up and tell you what it was like to live in 1850.
- 
- 
10. They got cold in winter, for it was not easy to be warm in the old houses.
- 
- 
11. When they have had a cup of coffee, they get a bit more energy to go on.
- 
- 
12. The Cathedral is a beautiful old church, and it lies next to a school.
- 
- 
13. The bus stop is also next to the school, which is more than 800 years old.
- 
- 
14. They are happy to be going home again after playing tourists for a day.
- 
- 

(See answer key, pages 291–292.)





**Lektion 12**  
**Det er Fødselsdag!**

---

**Lesson 12**  
**It's a Birthday!**

*Det er d. 28.juni, og Ole har fødselsdag. Vibeke har planlagt at fejre den for ham, så hun har inviteret hele familien til middag. John er også kommet hjem fra København, selv om semestret ikke er helt færdigt endnu. Ole og Grete ankommer ved 17-tiden om eftermiddagen.*

*Vibeke:*

*Tillykke<sup>1</sup> med fødselsdagen og rigtig hjertelig velkommen!*

*Ole:*

*Tusind tak, fordi I ville se os. Vi har glædet os til at se hele familien i dag. Også tak fordi I har sat flag<sup>2</sup> op i indkørslen.*

*Vibeke:*

*Vi ville jo gerne gøre det festligt for dig, og vejret har været fint, så du har åbenbart været artig!<sup>3</sup>*

*Grete:*

*Ja, det ved jeg nu ikke rigtigt! Men det har foreløbig været en dejlig dag.*

*John har dækket et festligt bord med flag, lys og flagservietter. De siger skål og ønsker tillykke, og så spiser de den lækre middag, som Vibeke og Michael har lavet. Bagefter skal der åbnes gaver.*

It is June 28th and Ole's birthday. Vibeke has planned to celebrate it for him, so she has invited the whole family to dinner. John has also returned from Copenhagen even though the semester isn't quite over yet. Ole and Grete arrive around 5 pm.

Vibeke:

Happy birthday and heartily welcome!

Ole:

Thanks so much for wanting to see us. We have looked forward to seeing the whole family today. And thanks for putting up flags in the driveway.

Vibeke:

We wanted to make it festive for you, and the weather has been fine, so you have been good, obviously!

Grete:

Well, I don't know about that! But so far it's been a lovely day.

John has set a festive table with flags, candles, and flag-napkins. They make a toast with congratulations, and then they eat the delicious dinner which Vibeke and Michael have made. Then, presents are opened.

Ole:

*Uh, en vejrstation. Det var lige, hvad jeg ønskede mig. Det er rart at vide, om det bliver regnvejr, når vi skal gå tur om formiddagen. Og det er også rart at vide, hvor koldt eller varmt det er udenfor. Man kan ikke altid regne med vejrudsigten i avisen.<sup>4</sup>*

Mattias:

*Vi plejer at se Nyhederne i fjernsynet,<sup>5</sup> og deres vejrudsigter er næsten altid rigtig.*

Grete:

*Vi ser også Nyheder på TV hver aften. Der sker så meget i verden for tiden, og meget af det er ret deprimerende.*

Michael:

*Ja, det har du ret i. Men på den anden side er det rart at have Jyllands Posten og se Nyheder på TV for at vide, hvad der foregår.*

Ole:

*Verden er helt sikkert blevet meget mindre. I gamle dage vidste man ikke ret meget om, hvad der foregik i fjerne lande. I dag får vi nyhederne lige med det samme, og det er både godt og skidt. Sjovt nok er virkeligheden kommet tæt*

Ole:

Oh, a weather station. That was just what I wanted. It is nice to know if it will rain when we're going for a walk in the morning. And it is also nice to know how cold or hot it is outside. One can't always trust the weather report in the paper.

Mattias:

We usually watch the news on TV, and their weather report is almost always correct.

Grete:

We also watch the news every night. So many things are happening in the world these days, and a lot of it is quite depressing.

Michael:

Yes, you are right. But on the other hand it is nice to have Jyllands Posten and watch the news to know what is going on.

Ole:

The world has definitely become smaller. In the old days, one didn't know much about what happened in distant countries. Today, we get the news right away, and that is both good and bad. It's strange that reality has come closer

*ind på livet af os, samtidig med at alle de unge foretrækker at lukke den ude ved hjælp af computere, spil, iPods osv.*

*Mattias:*

*Det er jeg ikke enig med dig i. Jeg ved godt, at mange børn og unge bruger en masse tid foran computeren, men de lærer da også noget, og det er nødvendigt at kende noget til computere for at få et job i dag.*

*Grete:*

*Jeg er godt tilfreds med at kunne modtage og sende e-mails. Jeg har ikke brug for internettet til daglig.*

*Pernille:*

*Nej, det kan jeg godt forstå, fordi du er pensionist. Men som studerende ville jeg slet ikke kunne undvære internettet eller en computer.*

*Grete:*

*Kan du ikke bare gå på biblioteket og finde de bøger, du skal bruge til dine opgaver?*

*Pernille:*

*Jo, det kunne jeg vel godt. Men på den anden side er det bare meget nemmere at finde information elektronisk. Og så bliver man vant til det og måske en smule forkælet.*

to us at the same time that all the youngsters prefer to shut it out by the help of computers, games, iPods, etc.

*Mattias:*

I don't agree with you. I know that many kids and youngsters spend a lot of time in front of the computer, but they also learn something, and it is necessary to know computers to get a job these days.

*Grete:*

I am quite satisfied with receiving and sending e-mails. I don't need the Internet on a daily basis.

*Pernille:*

No, I understand that since you are retired. But as a student I couldn't manage without the Internet or a computer.

*Grete:*

Can't you just go to the library and find the books you need for your papers?

*Pernille:*

Yes, I suppose I could do that. But on the other hand it is just a lot easier to find information electronically. And then one gets used to it and maybe a bit spoiled.

*John:*

*Jeg kunne bestemt ikke forestille mig et studium, hvor man ikke havde adgang til computere.*

*Det ville gøre alting meget mere besværligt. Når jeg er færdig som ingeniør, kommer jeg også til at bruge computere og programmer hele tiden. Det er simpelthen blevet en del af livet i den moderne verden.*

*Ole:*

*Dengang jeg blev færdig med min uddannelse, var der ikke noget, der hed computere, og derfor klarede vi os uden. Det var heller ikke muligt at høre musik hele tiden. Jeg kan tydeligt huske den første båndoptager, jeg havde. Den brugte en tråd til at optage med, og tråden gik hele tiden i stykker!*

*Mattias:*

*Det ville være ret trist at skulle slæbe rundt på sådan en stor maskine. Jeg tror, jeg foretrækker min iPod!*

*Grete:*

*Jeg kan godt lide musik, men jeg kan også godt lide stilhed. Det er rart at kunne slukke for fjernsyn og radio og bare sætte sig hen med en bog. Det er nok derfor, det er godt, at de forskellige generationer ikke bor sammen!<sup>16</sup>*

*John:*

I definitely couldn't imagine a field of study where one didn't have access to computers. It would make everything much more difficult. When I'm done as an engineer I will also be using computers and programs all the time. That has simply become a part of life in the modern world.

*Ole:*

When I finished my education, computers didn't exist, so we managed without them. It wasn't possible to listen to music all the time either. I clearly remember the first tape recorder I had. It recorded on a thread, and the thread broke all the time!

*Mattias:*

It would be quite sad to have to drag such a big machine around. I think I prefer my iPod!

*Grete:*

I like music, but I also like silence. It is nice to be able to turn off the TV and radio and just sit down with a book. That is probably why it is good that the different generations don't live together.

*Vibeke:*

*Ja, heldigvis klarer I jer rigtig godt, men I er skam altid velkomne til at komme og bo her hos os. Mattias flytter jo så snart, han er færdig med sine studier.*

*Grete:*

*Ja, hvad vil du egentlig bruge din uddannelse til, Mattias?*

*Mattias:*

*Åh, det ved jeg ikke rigtig. Jeg tror, jeg vil stole på, at Pernille får et godt job som lærer, så hun kan forsørge mig. Så kan jeg blive hjemmegående husfar!*

*Vibeke:*

*Hm, så skal I da have nogle børn først—ellers er du bare hjemmegående!*

*Pernille:*

*Okay, det er vist lidt for tidligt med den diskussion! Hvad med dig Christine? Du siger slet ikke noget. Hvad vil du lave, når du vender hjem igen?*

*Christine:*

*Jeg synes, det er sjovt at høre jer snakke om gamle dage. Når jeg kommer hjem, skal jeg bare fortsætte mine studier i et par år, og så skal jeg helst*

*Vibeke:*

*Yes, luckily you are managing quite well, but you are always welcome to come and live with us. Mattias will be moving out as soon as he has finished his studies.*

*Grete.*

*Yes, what are you actually planning to use your education for, Mattias?*

*Mattias:*

*Oh, I don't quite know. I think I'll rely on Pernille getting a good job as a teacher so she can provide for me. Then I can be a home-working house-father!*

*Vibeke:*

*Well, then you need some kids first—otherwise you are just walking around the house!*

*Pernille:*

*OK, it is a bit early for that discussion, I think! What about you, Christine? You are not saying anything. What do you want to do when you return home again?*

*Christine:*

*I enjoy listening to you talk about the old days. When I get back I'll just continue my studies for a couple of years, and then I would like to find*

*finde et job, hvor jeg tjener en masse penge. Jeg ender med en kæmpe stor studiegæld!*

*John:*

*Det er sandt. Vi er forkælede her i landet, fordi vi får S.U.,<sup>8</sup> mens vi læser. Det hjælper meget på økonomien, selv om det for det meste også er nødvendigt at arbejde ved siden af studiet eller at tage lån.*

*Michael:*

*Vores nuværende regering vil heldigvis ikke hæve skatten, så måske bliver det dyrere at få en uddannelse. Det kan godt være et problem, hvis man indfører brugerbetaling for universiteterne.*

*Ole:*

*Jamen, det manglede da bare, at man ikke selv skulle betale for sin uddannelse. Jeg synes, staten betaler alt for meget for de unge, og at de burde finde sig et arbejde, mens de læser, så de kan få en ide om, hvordan det virkelige liv er!*

*Mattias:*

*Det er altså noget sludder! Det er da et fuldtidsjob at gå på universitetet, og du skal da have noget for dine skattepenge! Du får to børnebørn med en uddannelse—hvor er du heldig!*

a job where I make a lot of money. I'll end up with a huge student debt!

*John:*

That's true. We are spoiled in this country because we get S.U. while studying. It helps one's finances a lot even though most often it is also necessary to work alongside studying or take a loan.

*Michael:*

Fortunately, our current government will not raise taxes, so it might be more expensive to get an education. It might be a problem if they establish user payment for the universities.

*Ole:*

Yes, but it is only natural that one pays for one's own education. I think the state pays way too much for the youngsters and that they ought to find a job while they are studying so they can get an idea about real life!

*Mattias:*

Seriously, that is nonsense! Being a university student is a full-time job, and you should get something for your tax-money! You are getting two grandchildren with an education—you are so lucky!

*Grete:*

*Jeg synes ikke, vi skal diskutere politik på Oles fødselsdag. Så bliver vi bare uenige som sædvanlig.*

*Vibeke:*

*Hvad med en kop kaffe i stedet for? Jeg har lavet fødselsdagslagkage,<sup>9</sup> og du har godt nok mange lys at blæse ud!*

*De synger fødselsdagssang,<sup>10</sup> Ole blæser lysene ud, og så får de lagkage til kaffen. Til sidst tænder de for fjernsynet og ser Nyheder. Da de kommer til sporten, siger Ole og Grete tak for en vellykket fødselsdag og kører hjem. De andre ser lidt fodbold<sup>11</sup> og slukker så.*

*Michael:*

*Sikke en dejlig aften vi har haft. Du skal bare komme tilbage til Danmark, Christine, og du kan altid komme og bo hos os igen.*

*Christine:*

*Tak for tilbudet. Det er ret normalt at flytte meget rundt i USA, så jeg tror ikke, jeg kommer til at bo tæt ved mine forældre, men det kan godt være, at Århus er lidt for langt væk for dem. Vi får se. Jeg skal først være færdig med studierne, og derefter kan jeg planlægge fremtiden.*

*Grete:*

I don't think we should discuss politics on Ole's birthday. We'll just disagree as usual.

*Vibeke:*

How about a cup of coffee instead? I have made a birthday cake, and you certainly have a lot of candles to blow out!

They sing the birthday song, Ole blows out the candles, and then they have cake with the coffee. Finally, they turn on the TV and watch the news. When they get to sports, Ole and Grete say thank you for a wonderful birthday and drive home. The others watch a bit of soccer and then turn it off.

*Michael:*

What a lovely evening we've had. You should just come back to Denmark, Christine, and you can always come and live with us again.

*Christine:*

Thanks for the offer. It is normal to move around a lot in the U.S., so I don't think I'll be living close to my parents, but it might be that Aarhus is a bit too far away for them. We'll see. First, I'll have to finish my studies, and then I can plan the future.



**Pernille:**

*Der er ikke noget, der haster. Jeg bliver færdig om to år, og så skal jeg finde et job. Jeg tror ikke, det bliver svært, og jeg glæder mig til at komme i gang med at arbejde med børn. Det gør heller ikke noget, hvis vi skal flytte fra Århus. Jeg kan godt lide Vestjylland.<sup>12</sup>*

**Mattias:**

*Ja okay, men ikke for langt vestpå. Afstandene er godt nok ikke så store her, men jeg vil alligevel gerne være i nærheden af en større by. Det er selvfølgelig billigere at bo på landet end i byen, så i starten er det en god ide.*

**Pernille:**

*Vi finder nok ud af det til den tid. Tak for i aften, Vibeke og Michael, og godnat allesammen.*

**Pernille:**

There is no rush. I'll be done in two years and then I have to find a job. I don't think it'll be difficult, and I look forward to starting to work with children. It would also be ok if we have to move from Aarhus. I like Vestjylland.

**Mattias:**

Yes OK, but not too far west. Granted, distances are not very big here, but I would still like to be close to a major city. Of course, it is cheaper to live in the countryside than in the city, so in the beginning it is a good idea.

**Pernille:**

We'll probably work it out when the time comes. Thanks for this evening, Vibeke and Michael, and good night everyone.

## **Fodnoter / Footnotes**

1. *Tillykke* is the customary expression meaning happy birthday, congratulations and is used on every other joyous occasion one might want to celebrate.

*Tillykke med fødselsdagen.* (Happy birthday.)

*Tillykke med babyen.* (Congratulations on your baby.)

*Tillykke med forfremmelsen.* (Congratulations on your promotion.)

*Tillykke med bryllupsdagen.* (Happy anniversary.)

2. The Danish flag is called Dannebrog. It is red with a white cross that extends to the edges of the flag. Legend has it that it fell from the sky during the Battle of Lyndanisse, also known as the Battle of Valdemar, near Tallinn in Estonia on June 15, 1219, during a critical stage, resulting

in Danish victory. (To learn more, visit: [http://en.wikipedia.org/wiki/Flag\\_of\\_Denmark#The\\_legendary\\_origin\\_of\\_the\\_flag](http://en.wikipedia.org/wiki/Flag_of_Denmark#The_legendary_origin_of_the_flag).) June 15 is called Valdemar's Day and is an official flag day. In the old days, flags of paper and silk were sold on the streets with the proceeds going to charities.

Danes use the flag a lot. They fly the flag for personal birthdays, anniversaries, and festive occasions, as well as for the official holidays and birthdays of the royal family. Planting paper flags along the edges of the driveway is customary for birthdays and graduation parties. Flags are also placed on the table or around the house to indicate celebration.

3. Legend has it that your behavior in the past year determines the weather on your birthday—naughty or nice: rainy or sunny!
4. There are several major newspapers in Denmark, and they all have Web sites where news can be read in Danish as well as English. The three largest are Jyllands Posten: [www.jp.dk](http://www.jp.dk); Politiken: [www.politiken.dk](http://www.politiken.dk); and Berlingske Tidende: [www.berlingske.dk](http://www.berlingske.dk).
5. News from Danish TV and radio can be found at the Web site [www.dr.dk](http://www.dr.dk).
6. In Denmark, three generations don't normally live together. Most often, elderly people move to assisted living or nursing homes. The expense is primarily paid by the welfare system which ensures that everyone has a place to be. Similarly, in-house home help for the elderly, meals on wheels, and nursing care is also available and paid for through the taxes if one is unable to pay for oneself.
7. This is a pun on the term "*hjemmegående husmor*" the name for a wife and mother working in the home without an outside job. During the Women's Movement and Youth Rebellion of the late 1960's, this term became quite controversial as the status of the housewife was perceived as the lowest in society. Women were encouraged to leave the house and household chores to their male spouse and enter the labor market. They did this to a great extent, and few women are full-time housewives in Denmark today.
8. S.U. stands for *Statens Uddannelsesstøtte* and is a stipend given to all students 18 years and older. The amount received depends on whether one is living at home or independently, and whether one is in a high school/junior college or at a university. It is taxable income, but usually taxed at the lowest rate. It may be supplemented with State Student Loans. A university student gets around 4.800 kr per month. To learn more, visit [www.su.dk](http://www.su.dk).
9. *Lagkage* is a special cake made for birthdays. It consists of layers of cake with whipped cream, jam or custard creme in between. Usually it is topped

with an icing or whipped cream. It is round and cut in wedges. Flags and candles are placed on top. In Denmark, the cake for lagkage is sold in all supermarkets, so people create the lagkage with various fillings and toppings, and also use it for other festive events.

10. *Fødselsdagssang* is a special song sung on a person's birthday:

*I dag er det Oles fødselsdag, hurra, hurra, hurra.  
Han sikkert sig en gave får,  
som han har ønsket sig i år.  
Og dejlig chokolade og kager til.*

11. *Fodbold* is the Danish national sport of soccer. It is immensely popular and played by young and old, women and men. See Lesson 4.
12. Vestjylland is the western part of Jutland which has a different soil than the rest of Jutland due to the influence of the last ice age around 11,000 years ago.

## ORDLISTE / VOCABULARY

|                           |                            |
|---------------------------|----------------------------|
| <i>adgang, n</i>          | access                     |
| <i>afstand, n</i>         | distance                   |
| <i>artig; uartig</i>      | good; naughty              |
| <i>avis, n</i>            | newspaper                  |
| <i>besværligt</i>         | difficult                  |
| <i>blive vant til, at</i> | get used to                |
| <i>blæse ud, at</i>       | blow out                   |
| <i>brugerbetaling, n</i>  | consumer payment           |
| <i>båndoptager, n</i>     | tape deck, tape recorder   |
| <i>del, n</i>             | part                       |
| <i>dengang</i>            | back then                  |
| <i>deprimerende</i>       | depressing                 |
| <i>elektronisk</i>        | electronic, electronically |
| <i>ende, at</i>           | finish                     |
| <i>festligt</i>           | festive                    |

|                             |                     |
|-----------------------------|---------------------|
| <i>fjern; nær</i>           | distant; close      |
| <i>flag, t</i>              | flag                |
| <i>foregå, at</i>           | go on, happen       |
| <i>foreløbig</i>            | so far              |
| <i>forestille mig, at</i>   | imagine             |
| <i>foretrække, at</i>       | prefer              |
| <i>forkælet</i>             | spoiled             |
| <i>forsørge, at</i>         | provide for         |
| <i>fremtid, n</i>           | future              |
| <i>fødselsdag, n</i>        | birthday            |
| <i>generation, n</i>        | generation          |
| <i>godt nok</i>             | actually            |
| <i>gå i stykker, at</i>     | break, go to pieces |
| <i>haste, at</i>            | be in a rush        |
| <i>hjemmegående</i>         | stay-at-home        |
| <i>hjertelig</i>            | hearty              |
| <i>husfar, n</i>            | house-father        |
| <i>hæve, at</i>             | raise, increase     |
| <i>indføre, at</i>          | initiate, introduce |
| <i>indkørsel, n</i>         | driveway            |
| <i>internet, t</i>          | Internet            |
| <i>klare sig, at</i>        | manage              |
| <i>komme i gang med, at</i> | get started with    |
| <i>kæmpestor</i>            | huge                |
| <i>lagkage, n</i>           | layer cake          |
| <i>liv, t</i>               | life                |
| <i>lukke ude, at</i>        | shut out            |
| <i>lån, t</i>               | loan                |
| <i>mangle, a</i>            | be without          |
| <i>mangle bare, at</i>      | it is natural       |
| <i>maskine, n</i>           | machine             |
| <i>med det same</i>         | at once             |

|                          |                                 |
|--------------------------|---------------------------------|
| <i>modtage, at</i>       | receive                         |
| <i>nem; svær</i>         | easy; difficult                 |
| <i>nuværende</i>         | current                         |
| <i>optage, at</i>        | record                          |
| <i>program, t</i>        | program                         |
| <i>på den anden side</i> | on the other hand               |
| <i>regering, n</i>       | government                      |
| <i>regne med, at</i>     | count on                        |
| <i>regnvejr, t</i>       | rainy weather                   |
| <i>sende, at</i>         | send                            |
| <i>side, n</i>           | side                            |
| <i>simpelthen</i>        | simply                          |
| <i>sjovt nok</i>         | funny enough, it is weird       |
| <i>sludder, t</i>        | nonsense                        |
| <i>slukke, at</i>        | turn off                        |
| <i>smule, n</i>          | bit                             |
| <i>sport, n</i>          | sports                          |
| <i>start, n</i>          | beginning                       |
| <i>stilhed, n</i>        | silence                         |
| <i>studiegæld, n</i>     | student debt                    |
| <i>sætte sig, at</i>     | sit down                        |
| <i>til daglig</i>        | on a day-to-day basis, daily    |
| <i>til den tid</i>       | when the time comes             |
| <i>tilbud, t</i>         | offer                           |
| <i>tjene, at</i>         | earn                            |
| <i>tråd, n</i>           | thread                          |
| <i>tur, n</i>            | walk                            |
| <i>tænde, at</i>         | turn on                         |
| <i>tæt ind på livet</i>  | close to you                    |
| <i>undvære, at</i>       | be without                      |
| <i>ved hjælp af</i>      | by the help of, with the aid of |
| <i>vejrstation, n</i>    | weather station                 |

|                      |                       |
|----------------------|-----------------------|
| <i>vejrudsigt, n</i> | weather report        |
| <i>vellykket</i>     | wonderful, successful |
| <i>vestpå</i>        | out west              |
| <i>økonomi, n</i>    | finances              |
| <i>åbenbart</i>      | obviously             |

## UDTRYK / EXPRESSIONS

|                                     |   |
|-------------------------------------|---|
| <i>Rigtig hjertelig velkommen.</i>  | A very hearty welcome.                    |
| <i>Tak, fordi I ville se os.</i>    | Thanks for inviting us.                   |
| <i>Det ved jeg nu ikke rigtigt!</i> | I'm not sure about that!                  |
| <i>Det er både godt og skidt.</i>   | That is both good and bad.                |
| <i>Det er sandt!</i>                | That's right!                             |
| <i>Det mangler da bare.</i>         | It's only natural.                        |
| <i>Det er noget sludder!</i>        | That is nonsense!                         |
| <i>Hvor er du heldig.</i>           | You are so lucky. /<br>How lucky you are. |
| <i>Vi får se.</i>                   | We'll see.                                |

## ØVELSER / EXERCISES

### 1. *Indsæt (retnings) adverbiet i den rigtige form.*

Insert the (directional) adverb in the correct form. (See pages 126–127.)

1. (ud) Der er flag \_\_\_\_\_ i indkørslen.
2. (ind) Kommer du \_\_\_\_\_ i stuen nu?
3. (op) Vi skal \_\_\_\_\_ ad trappen til første sal.
4. (ned) De sidder \_\_\_\_\_ i kælderens og ser fjernsyn.
5. (hen) Hvor er du \_\_\_\_\_? Jeg kan ikke finde dig.
6. (over) Han bor \_\_\_\_\_ ved skoven.
7. (op) Jeg kan godt lide udsigten \_\_\_\_\_ fra taget.
8. (hen) Jeg skal \_\_\_\_\_ til min veninde i eftermiddag.

9. (ind) Vi sidder tit \_\_\_\_\_ i dagligstuen og snakker.  
 10. (ud) Vil du med \_\_\_\_\_ i aften?

**2. Indsæt det korrekte possessive pronomen.**

**Insert the correct possessive pronoun. (See pages 50–51.)**

1. De spiser altid (their) \_\_\_\_\_ morgenmad i sengen.  
 2. Han elsker at lege med (his own) \_\_\_\_\_ børn.  
 3. Vi kan bedst lide (our) \_\_\_\_\_ egne bøger.  
 4. Hun kan godt lide at sy tøj til (her own) \_\_\_\_\_ datter.  
 5. Kan du komme til (my) \_\_\_\_\_ fødselsdagsfest i aften?  
 6. De har det godt, når de besøger (their) \_\_\_\_\_ familie.  
 7. Han tager (his own) \_\_\_\_\_ hat med, fordi det er koldt.  
 8. Hun tager (her own) \_\_\_\_\_ søn med på indkøb.  
 9. De kan ikke lide (her) \_\_\_\_\_ tøj.  
 10. Jeg plejer at køre (his) \_\_\_\_\_ bil på arbejde.

**3. Skriv datoerne.**

**Write the dates. (See page 195.)**

1. 21 / 3 \_\_\_\_\_  
 2. 9 / 11 \_\_\_\_\_  
 3. 14 / 9 \_\_\_\_\_  
 4. 8 / 3 \_\_\_\_\_  
 5. 31 / 1 \_\_\_\_\_

**4. Skriv udregningerne.**

**Write the calculations. (See pages 193–194.)**

1.  $17 + 56 =$  \_\_\_\_\_  
 2.  $83 - 26 =$  \_\_\_\_\_  
 3.  $39 * 6 =$  \_\_\_\_\_  
 4.  $125 * 14 =$  \_\_\_\_\_  
 5.  $119 : 17 =$  \_\_\_\_\_  
 6.  $363 : 11 =$  \_\_\_\_\_

**5. Oversæt til dansk.**  
**Translate into Danish.**

1. When one has a birthday it is nice to be celebrated.  
\_\_\_\_\_
2. The flags were in the driveway and all over the house.  
\_\_\_\_\_
3. Flags were also on the napkins, and there were candles in the cake.  
\_\_\_\_\_
4. In the evening, they watch the news on TV, and the weather report is often incorrect.  
\_\_\_\_\_
5. He also reads a newspaper every day and likes knowing what is going on in the world.  
\_\_\_\_\_
6. Many things are depressing today, and we know more about them.  
\_\_\_\_\_
7. A weather station is great for telling you what the weather will be like.  
\_\_\_\_\_
8. Youngsters can't manage without computers and the Internet.  
\_\_\_\_\_



9. They listen to music all the time and everywhere, and many of them have iPods.

---

---

10. In the old days it was more difficult to listen to music, and tape recorders were huge machines.

---

---

11. The government wants people to pay more for their education.

---

---

12. But they already pay high taxes, so that is not a good idea.

---

---

13. Generations in Denmark don't live together, but retired people can live in their own homes and get help.

---

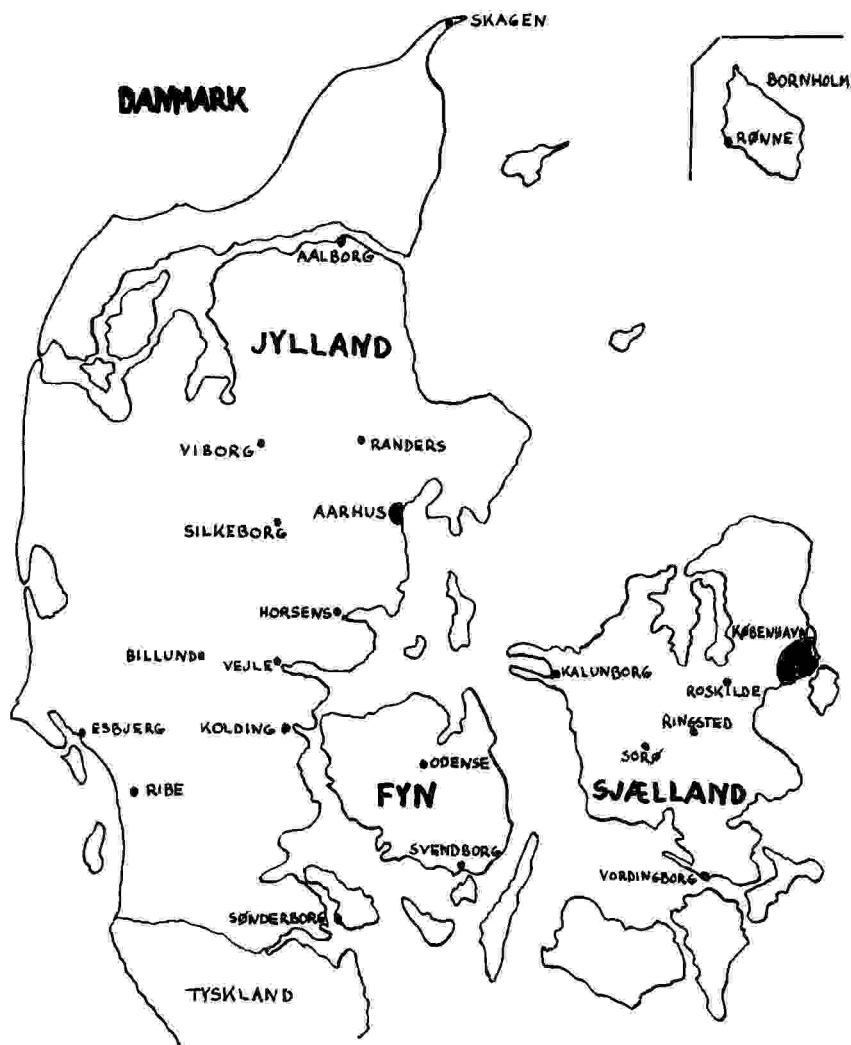
---

14. It is not normal to move around in Denmark as much as it is in the U.S.

---

---

(See answer key, pages 293–294.)



# **Lektion 13**

## **Slut på Året**

---

# **Lesson 13**

## **The End of the Year**

*I begyndelsen af juli er Christine færdig med sine sidste eksaminer, og hun begynder så småt at tænke på, at hun skal forberede rejsen hjem. Hun vil gerne rejse rundt i Danmark og også se lidt af Europa, før hun flyver tilbage, men først skal der festes. Vibeke og Michael planlægger at lave en afskedsfamiliefest for Christine, og bagefter vil hun i byen med sine danske venner.*

*Christine:*

*Det bliver rigtig svært at sige farvel til jer alle sammen. Jeg har været utroligt glad for at bo her. I har gjort så meget for mig, og jeg har haft det rigtig sjovt, mens jeg har lært en masse om Danmark og danskerne.*

*Vibeke:*

*Vi har skam nydt at have dig her, og jeg er glad for, at vi kan samle familien, så alle kan sige farvel til dig på en god måde. Vi skal have din livret, koteletter i fad med ris og grønne bønner, og så skal vi have rødgrød med fløde til dessert.*

*Christine:*

*Det lyder bare lækkert. Jeg har også tænkt mig at blive ved med at lave dansk mad, nu hvor jeg har lært forskellige retter.*

In the beginning of July, Christine has finished her last exams, and she is slowly beginning to think of preparing her trip home. She wants to travel around Denmark and see a bit of Europe as well before flying back, but first, celebrations are called for. Vibeke and Michael plan to have a farewell family party for Christine, and afterwards she is going out with her Danish friends.

*Christine:*

It will be very hard to say good-bye to all of you. I have been incredibly happy to live here. You have done so much for me, and I have had such a good time while I have learned a lot about Denmark and the Danes.

*Vibeke:*

We have certainly enjoyed having you here, and I am happy we can gather the family so they all can say a proper good-bye to you. We are having your favorite dish: pork chops in a sauce with rice and beans, and then we're having red pudding with cream for dessert.

*Christine:*

That sounds delicious. I am going to continue cooking Danish food now that I know several dishes.

*Ved 18-tiden sidder hele familien samlet omkring bordet, og Christine slår på sit glas. Hun rejser sig op og siger tak til dem alle, fordi de har modtaget hende med åbne arme i deres familie, og fordi de har gjort året så godt for hende. Hun skåler med alle, før hun sætter sig ned igen.*

*Vibeke:*

*Det var sødt af dig, Christine. Du er blevet en rigtig dansker. Vi kommer til at savne dig.*

*Grete:*

*Ja, jeg håber sandelig du vil sende e-mails, så vi kan følge med i, hvad du laver fremover.*

*Christine:*

*Det lover jeg helt bestemt. Jeg vil jo også gerne høre fra jer.*

*Ole:*

*Vi skal nok skrive tilbage, og så kan du også sende billeder til Mattias, som vi kan se på hans computer.*

*Mattias:*

*Jeg synes, vi også skal skype—det er sådan en billig måde at holde kontakten på.*

*Grete:*

*Hvad er det for noget?*

Around 6 pm the family is sitting around the table, and Christine taps on her glass. She gets up and thanks them all for having received her with open arms into their family and for having made it such a good year for her. She toasts with everyone before sitting down again.

*Vibeke:*

That was sweet of you, Christine. You have become a real Dane. We will miss you.

*Grete:*

Yes, I certainly hope you'll send emails, so we can follow what you're doing in the future.

*Christine:*

I definitely promise that. I would also like to hear from you.

*Ole:*

We'll write back, and then you can also send pictures to Mattias, which we can see on his computer.

*Mattias:*

I also think we should skype—it is such an inexpensive way to stay in touch.

*Grete:*

What is that?

*Mattias:*

*Det er en telefonforbindelse gennem computeren, som er meget populær. Det var en dansker og en svensker, der startede den—og den er efterhånden lige så kendt som Lego.<sup>1</sup> De fleste amerikanere ved ikke, at Lego klodser er danske, og navnet er sammensat af Leg Godt.*

*Christine:*

*Nej, de fleste amerikanere kender sikkert kun Den Lille Havfrue og H.C. Andersen, men jeg kan anbefale dem at besøge Danmark, og jeg kan fortælle dem mere om landet.*

*Pernille:*

*Især når du har rejst rundt og set noget mere. Skal du for øvrigt rejse alene?*

*Christine:*

*Nej, Christian tager med på en del af rejsen. Vi starter med at tage til Roskilde Festival<sup>2</sup> og blive der nogle dage. Bagefter har vi planlagt nogle steder, og resten finder vi bare ud af, mens vi rejser. Vejret er jo ret godt på det her tidspunkt, og når vi kommer sydpå, bliver det varmere.*

*Mattias:*

It is a phone connection through the computer, which is very popular. A Dane and a Swede started it—and by now it is almost as well known as Lego. Most Americans don't know that Lego blocks are Danish, and the name is composed of Play Well.

*Christine:*

No, most Americans probably only know The Little Mermaid and Hans Christian Andersen, but I can recommend a visit to Denmark to them and I can tell them more about the country.

*Pernille:*

Especially when you have traveled around and seen more. Are you traveling by yourself, incidentally?

*Christine:*

No, Christian is coming for part of the trip. We begin by going to Roskilde Music Festival and staying there a few days. Afterwards we have planned some places, and the rest we'll work out as we go. The weather is fairly good at this time, and when we get further south it gets warmer.

*Mattias:*

*Ja, du kan godt regne med solskin sydpå. Det er sejt, at I skal til Roskilde Festival. Vi var der sidste år, men i år tager vi til Paris på det tidspunkt, og det er heller ikke dårligt!*

*Pernille:*

*Nej, jeg glæder mig vildt meget til at komme lidt væk. Hvad med dig, John, hvad skal du lave?*

*John:*

*Jeg skal faktisk også til Roskilde Festival, så det kan være, vi ses der, Christine. Og bagefter skal jeg arbejde lidt og måske i sommerhus med nogle venner.*

*De spiser færdigt og sidder og snakker lidt, før Christian dukker op. Så tager de alle sammen ned i byen på Römer Natklub. De kommer sent hjem, og næste dag skal Christine pakke og af sted. Christian henter hende ved 15-tiden, og så siger hun farvel.*

*Christine:*

*Det er svært at sige farvel, så jeg vil nøjes med at sige på gensyn. Vi ses igen, og tak for alting.*

*Mattias:*

Yes, you can count on sunshine down south. It is cool that you're going to Roskilde Festival. We went there last year, but this year we're going to Paris at that time, and that isn't bad either!

*Pernille:*

No, I am so looking forward to getting away for a bit. What about you, John, what are you doing?

*John:*

Actually, I'm also going to Roskilde, so maybe we'll meet there, Christine. And afterwards I'm going to work a bit and maybe go to a cabin with some friends.

They finish eating and talk for a bit before Christian arrives. Then they all go downtown to Römer NightClub. They get home late, and the next day Christine is packing and leaving. Christian picks her up around 3 pm, and then she says good-bye.

*Christine:*

It is difficult to say good-bye, so I will simply say see you again. We'll see each other again, and thank you for everything.

*Vibeke:*

*Det siger vi også. Pas godt på dig selv, og skriv snart.*

*De vinker farvel, og så er deres tid som værtsfamilie forbi.*

*Huset føles tomt de næste par dage, indtil de vænner sig til, at Christine er rejst. Et par uger senere får de et langt brev fra Christine, som hun sendte til dem fra Paris. Der står:*

*Kære Vibeke og Michael,*

*Først og fremmest tak for sidst<sup>3</sup> og for mit år hos jer. Det glemmer jeg aldrig.*

*Der er sket en masse, siden jeg rejste. Først tog Christian og jeg til Roskilde Festival, og det var vildt sjovt. Der var 75.000 mennesker og en masse musik. Det regnede kun en dag, og vi hørte nogle rigtig gode bands fra hele verden. Så tog vi videre til København, hvor vi brugte et par dage på at lege turister og se seværdigheder. Vi så Den Lille Havfrue (selvfølgelig), Amalienborg, Rosenborg Slot, Kongens Have, Zoologisk Have og det nye Operahus.<sup>4</sup> Vi gik også rundt på Strøget i timevis og så på mennesker og butikker. Jeg kunne godt bruge flere uger i København, men vi skulle jo videre, så vi tog til Sydsjælland*

*Vibeke:*

We say the same. Take good care of yourself and write soon.

They wave good-bye, and then their time as a host family is over. The house feels empty the next couple of days until they get used to Christine being gone. A couple of weeks later they get a long letter from Christine, which she sent from Paris. It says:

Dear Vibeke and Michael,

First and foremost thanks for the good time during my year with you. I'll never forget that.

A lot has happened since I left. First, Christian and I went to Roskilde Festival and it was truly fun. There were 75,000 people and lots of music. It only rained one day, and we heard some really good bands from all over the world. Then we went on to Copenhagen where we spent a couple of days playing tourists seeing the sights. We saw The Little Mermaid (naturally), Amalienborg, Rosenborg Castle, The King's Garden, The Zoo, and the new Opera. We also walked up and down Strøget for hours looking at people and shops. I could spend several weeks in Copenhagen, but we had to move on, so we went to southern Sealand and through



og igennem Vordingborg med Gåsetårnet til Møn's Klint,<sup>5</sup> som var meget imponerende. Derfra kørte vi med toget til Fyn og stoppede i Odense for at se H.C.Andersens Hus. Jeg kunne godt lide den nye udstilling, de har lavet om hans liv og værker, og det er også en vældig hyggelig by.

Efter et par dage der kørte vi videre tilbage til Jylland og tog til Ribe for at se en af de ældste byer i Danmark. Jeg var vild med brostenene og vægteren,<sup>6</sup> der gik rundt om natten og sang.

Så tog vi op langs Vestkysten for at se havet og strandene, og vi besøgte nogle af Christians venner, der havde lejet et sommerhus i nærheden af Løkken.<sup>7</sup> Det var meget koldt at pjaske i Vesterhavet, men strandene var flotte og brede, og vi var heldige med vejret. Til sidst kom vi til Skagen,<sup>8</sup> som bestemt er min favoritby. Jeg synes, lyset var helt fantastisk, og vi gik ud til Grenen<sup>9</sup> i strålende solskin. Vi brugte mange timer på Skagens Museum,<sup>10</sup> og jeg er især begejstret for Anna Anchers billeder. Vi så også Anchers Hus og Drachmanns Hus,<sup>11</sup> og så spiste vi en masse is! Det var billigt at bo på vandrerhjem<sup>12</sup> med vores vandrerkort, og

Vordingborg with the Goose Tower to Møn's Cliff which was very impressive. From there we took the train to Funen and stopped in Odense to see Hans Christian Andersen's House. I liked the new exhibition they have made about his life and works, and it's also a really cozy city.

After a few days there we went back to Jutland and went to Ribe to see one of the oldest towns in Denmark. I loved the cobblestones and the night watchman walking around singing in the night.

Then we went up along the West Coast to see the ocean and the beaches, and we visited some of Christian's friends who had rented a cabin near Løkken. Splashing around in the North Sea was very cold, but the beaches were grand and broad, and we were lucky with the weather. Finally, we reached Skagen which is definitely my favorite town. I think the light was totally spectacular, and we walked out to Grenen in bright sunshine. We spent many hours at Skagen's Museum, and I particularly love Anna Ancher's paintings. We also saw Ancher's House and Drachman's House, and then we ate a lot of ice cream. Living in hostels with our membership card was

*vi lavede selv mad det meste af tiden. Hotellerne var alt for dyre til vores budget, og det var især ret dyrt at være i København. Vi har slet ikke haft brug for en bil, for det er alligevel for dyrt med benzin, så det var fint at køre med toget.*

*Efter Skagen tog vi direkte til Paris, og nu vil vi så rejse lidt mere rundt i Europa, før jeg tager hjem om to uger.*

*Hav det rigtig godt og pas på jer selv, og endnu en gang tak.*

*P.S. Hils John, Pernille og Mattias mange gange og sig også tak til dem.*

*Kærlig hilsen,<sup>13</sup>  
Christine*

inexpensive, and we cooked our own food most of the time. The hotels were much too expensive for our budget, and Copenhagen was especially expensive. We haven't needed a car at all, since gas is too expensive anyway, so it was great to ride the train.

After Skagen we went directly to Paris, and now we're going to travel a bit more around in Europe before I go back in two weeks.

Have fun, and take care of yourselves. Thanks again.

P.S. Say hi to John, Pernille, and Mattias and thank them as well.

Love,  
Christine

## **Fodnoter / Footnotes**

1. *Lego* is the world famous building blocks that originated in Billund, Denmark. To learn more about the company, the parks, and the various products, visit: [www.lego.com](http://www.lego.com).
2. Roskilde Festival is a huge music festival every year in the beginning of July at Roskilde. Many different music genres, bands and performers are included in this major event. To learn more, visit: [www.roskilde-festival.dk](http://www.roskilde-festival.dk).
3. *Tak for sidst* is said the first time one meets persons with whom one has spent an enjoyable evening or time. It means "thank you for a nice time on the last occasion we met." It is very commonly used, and most people will find it strange or rude if it is not said.
4. *Amalienborg* is the Queen's Palace in Copenhagen. To learn more, visit: [kongehuset.dk/artikel.php?dogtag=k\\_en\\_pal\\_ama](http://kongehuset.dk/artikel.php?dogtag=k_en_pal_ama).  
*Rosenborg Slot* is a castle in the middle of Copenhagen, built by Christian IV in 1634. To learn more, visit: [www.rosenborgslot.dk](http://www.rosenborgslot.dk).

*Kongens Have* is a park adjacent to Rosenborg Slot. To learn more, visit: [www.wcities.com/en/record/,69339/99/record.html](http://www.wcities.com/en/record/,69339/99/record.html).

*Zoologisk Have* is the zoo in Copenhagen. To learn more, visit: [www.zoo.dk/cms/showpage.asp?nodeid=zoo](http://www.zoo.dk/cms/showpage.asp?nodeid=zoo).

The New Opera was recently built and donated to the country by Mærsk McKinney Møller. To learn more, visit: [www.operahus.dk](http://www.operahus.dk).

5. *Gåsetårnet* is a tower in Vordingborg belonging to the ruins of a castle built by Valdemar Atterdag in the mid 1360's, topped by a guilt goose. To learn more, visit: [www.aabne-samlinger.dk/sydsjaellands/taarn.htm](http://www.aabne-samlinger.dk/sydsjaellands/taarn.htm).  
*Møns Klint* is the steep cliffs on the east side of southern Sealand. To learn more, visit: [www.moen-touristbureau.dk/monsklint.html](http://www.moen-touristbureau.dk/monsklint.html).
6. *Vægteren* (the night watchman) in Ribe is a famous institution. A person dressed up like an old watchman wanders the streets at night carrying a lit lantern. Every hour he sings a verse of the old watchman song, telling time to or warning the inhabitants. To learn more, visit: [www.ribetourist.dk/page2679.asp](http://www.ribetourist.dk/page2679.asp).
7. *Løkken* is a town on the northern west coast of Jutland. It has beautiful beaches and is a very popular recreational resort with numerous summer cabins. To learn more, visit: [www.loekken.dk](http://www.loekken.dk).
8. *Skagen* is the town on the northernmost tip of Jutland where two oceans meet. To learn more, visit: [www.toppenafdanmark.dk/gb/SkagenAalbaek.aspx](http://www.toppenafdanmark.dk/gb/SkagenAalbaek.aspx).
9. *Grenen* is the sand bar which reaches into the two oceans at the tip of Jutland. Tourists usually roll up their pants and step into the oceans feeling the pull from two sides. It is possible to ride a bus to *Grenen*. To learn more, visit: [www.toppenafdanmark.dk/dk/AlleOmraader/Attraktion100058.aspx?fritekst=grenen](http://www.toppenafdanmark.dk/dk/AlleOmraader/Attraktion100058.aspx?fritekst=grenen).
10. *Skagens Museum* is a beautiful art museum comprising many works of the artists living at *Skagen* around the turn of the century. To learn more, visit: [www.skagensmuseum.dk/dk/udstilling/tidligere/rejsen](http://www.skagensmuseum.dk/dk/udstilling/tidligere/rejsen).
11. *Ancher's Hus* is a museum where the two painters Michael and Anna Ancher lived. To learn more, visit: [www.anchershushus.dk](http://www.anchershushus.dk).  
*Drachmanns Hus* is the museum where the writer, poet, and painter Holger Drachmann lived. To learn more, visit: [www.skagenguide.dk/museum/drachm.htm](http://www.skagenguide.dk/museum/drachm.htm).

12. *Vandrerhjem* are youth hostels. There is an extensive network of inexpensive and very comfortable youth hostels all over Scandinavia, and they are used by a great variety of people. To learn more, visit: [www.danhostel.dk/VisNyhed.asp?lan=uk&ID=50](http://www.danhostel.dk/VisNyhed.asp?lan=uk&ID=50).
13. *Kære* (dear) is the common way to begin a letter. *Kærlig hilsen* (love) is the affectionate way to end it. A more formal ending would be *venlig hilsen* (sincerely), or just *hilsen* (regards).

## ORDLISTE / VOCABULARY

|                          |                    |
|--------------------------|--------------------|
| <i>af sted</i>           | off, leave         |
| <i>afsked, n</i>         | farewell           |
| <i>anbefale, at</i>      | recommend          |
| <i>arm, n</i>            | arm                |
| <i>begejstret for</i>    | enthusiastic about |
| <i>benzin, n</i>         | gas                |
| <i>brosten, n</i>        | cobblestone        |
| <i>budget, t</i>         | budget             |
| <i>bønne, n</i>          | bean               |
| <i>direkte</i>           | directly           |
| <i>efterhånden</i>       | gradually, by now  |
| <i>fantastisk</i>        | spectacular        |
| <i>for øvrigt</i>        | incidentally       |
| <i>forbi</i>             | over               |
| <i>forbindelse, n</i>    | connection         |
| <i>fremover</i>          | in the future      |
| <i>følge med i, at</i>   | follow along       |
| <i>først og fremmest</i> | first and foremost |
| <i>glemme, at</i>        | forget             |
| <i>hav, t</i>            | ocean              |
| <i>hilse, at</i>         | greet              |
| <i>holde kontakt, at</i> | stay in touch      |

|                        |                             |
|------------------------|-----------------------------|
| <i>i timevis</i>       | for hours                   |
| <i>imponerende</i>     | impressive                  |
| <i>is, n</i>           | ice cream                   |
| <i>klint, n</i>        | cliff                       |
| <i>klods, n</i>        | building block              |
| <i>komme væk, at</i>   | get away                    |
| <i>kyst, n</i>         | coast                       |
| <i>langs</i>           | along                       |
| <i>livret, n</i>       | favorite dish               |
| <i>måde, n</i>         | way                         |
| <i>nøjes med, at</i>   | make do with                |
| <i>pakke, at</i>       | pack                        |
| <i>passer på, at</i>   | take care of                |
| <i>pjaske, at</i>      | splash                      |
| <i>populær</i>         | popular                     |
| <i>på gensyn</i>       | see you again               |
| <i>ret</i>             | tolerably, fairly           |
| <i>sandelig</i>        | certainly                   |
| <i>savne, at</i>       | miss                        |
| <i>slå på, at</i>      | tap                         |
| <i>solskin, t</i>      | sunshine                    |
| <i>strand, n</i>       | beach                       |
| <i>strålende</i>       | radiant, shining            |
| <i>svensker, n</i>     | Swede                       |
| <i>svær; nem</i>       | difficult; easy             |
| <i>sydpå</i>           | down south                  |
| <i>tidspunkt, t</i>    | period of time              |
| <i>tog, t</i>          | train                       |
| <i>tom; fuld</i>       | empty; full                 |
| <i>utrolig</i>         | incredible                  |
| <i>vandrerrhjem, t</i> | youth hostel                |
| <i>vandrerkort, t</i>  | membership card for hostels |

|                          |                |
|--------------------------|----------------|
| <i>vinke, at</i>         | wave           |
| <i>vægter, n</i>         | night watchman |
| <i>vænne sig til, at</i> | get used to    |
| <i>værk, t</i>           | work           |
| <i>værtsfamilie, n</i>   | host family    |

## UDTRYK / EXPRESSIONS

|  |   |
|--|---|
| <i>I har modtaget mig med<br/>åbne arme.</i> | You have received me with<br>open arms. |
| <i>Det var sødt af dig.</i>                  | That was sweet of you.                  |
| <i>Vi vil savne dig.</i>                     | We will miss you.                       |
| <i>Vi vil holde kontakt med dig.</i>         | We will stay in touch.                  |
| <i>Det er ikke dårligt!</i>                  | That isn't so bad!                      |
| <i>På gensyn.</i>                            | See you again.                          |
| <i>Hav det rigtig godt.</i>                  | Stay well.                              |
| <i>Pas på jer selv.</i>                      | Take care.                              |

## ØVELSER / EXERCISES

### 1. Lav om til passiv form.

Change to the passive mode. (See pages 169–170.)

- Han planlægger nøje festen. \_\_\_\_\_
- De pakker kufferten om morgenen. \_\_\_\_\_  
\_\_\_\_\_
- Hun holder talen for dem. \_\_\_\_\_
- Vi lukker døren. \_\_\_\_\_
- Hunden spiser maden. \_\_\_\_\_
- Jeg drikker vinen. \_\_\_\_\_

7. Han laver rødgrøden. \_\_\_\_\_
8. Hun forbereder rejsen. \_\_\_\_\_

## 2. *Indsæt den rigtige præposition.*

**Insert the correct preposition. (See pages 130–133.)**

1. Vi fejrer fødselsdag \_\_\_\_ morgen.
2. Du skal spille fodbold \_\_\_\_ torsdag.
3. Jeg leger med mine børn \_\_\_\_ eftermiddagen.
4. Vi tager til Roskilde Festival \_\_\_\_ sommer.
5. Vi spiser aftensmad \_\_\_\_ aftenen.
6. Mine venner har et sommerhus \_\_\_\_ Vestkysten.
7. \_\_\_\_ morges var det solskin.
8. Jeg kommer til festen \_\_\_\_ 19-tiden.
9. \_\_\_\_ aftenen er det koldt.
10. Jeg stod på ski \_\_\_\_ vinter.
11. Vi sætter os ned \_\_\_\_ bordet.
12. Gaven ligger \_\_\_\_ juletræet.
13. Maden står færdig \_\_\_\_ bordet.
14. Hun sover altid \_\_\_\_ sin seng.

## 3. *Forbind sætningerne med en konjunktion (og, eller, men, for, så).*

**Connect the sentences with a conjunction. (See pages 128–130.)**

1. Vi går en tur. Det er dejligt vejr.
2. Jeg kan godt lide morgenmad. Jeg kan ikke lide frokost.
3. De kommer kl. 18. De skal til en fest.
4. Spiller du obo? Spiller du guitar?
5. Jeg elsker Vesterhavet. Jeg elsker også Skagen.
6. Hun kommer ikke i byen. Det regner.
7. Jeg mangler noget te. Jeg går på indkøb.
8. Der kom mange mennesker. De blev glade.

**4. Sæt verbet i imperativ.****Change the verb form to imperative. (See pages 171–172.)**

1. Du skal lukke døren. \_\_\_\_\_
2. Du må ikke spise her. \_\_\_\_\_
3. Du skal vågne op. \_\_\_\_\_
4. De må ikke sove nu. \_\_\_\_\_
5. De må ikke gøre det igen. \_\_\_\_\_

**5. Oversæt til dansk.****Translate into Danish.**

1. It is sad to say good-bye when the year is over.  
\_\_\_\_\_
2. But it is nice to have a party to celebrate the final exams.  
\_\_\_\_\_
3. When the whole family is gathered, they usually have fun and eat together.  
\_\_\_\_\_  
\_\_\_\_\_
4. They talk a lot and make a delicious dinner, and then they go for a walk afterwards.  
\_\_\_\_\_  
\_\_\_\_\_
5. In the morning they like to be outside if the sun is shining, and inside if it is raining.  
\_\_\_\_\_  
\_\_\_\_\_
6. When you travel, it is nice to plan your trip, but it is also nice to figure it out as you go.  
\_\_\_\_\_  
\_\_\_\_\_



7. The northern part of Jutland where the two oceans meet is very pretty.

---

---

8. The light is spectacular, and many artists lived there one hundred years ago.

---

---

9. Music festivals are a lot of fun, and you can listen to different bands playing great music.

---

---

10. She told him to take the train to Copenhagen and to spend a day seeing the sights.

---

---

11. He would have liked to spend two weeks sightseeing because there are many beautiful, old castles.

---

---

12. On the other hand, they also wanted to get a move on, so they could see more cities.

---

---

13. Finally, they went to Paris to spend a few weeks there before flying home.

---

---

14. It had been a very good year for Christine since everyone had received her with open arms.

---

---

(See answer key, pages 294–295.)

# Key to Exercises

## Lesson 1 (pages 39–41)

### Exercise 1

- 1) hedder; 2) kommer; 3) taler; 4) taler; 5) bor; 6) kører;
- 7) Kommer; 8) møder; 9) tager; 10) Går; 11) Er; 12) er;
- 13) sover

### Exercise 2

- 1) Hun kommer til Danmark. 2) Kommer hun i august?
- 3) Er vi glade for at møde dig? 4) Du er træt. 5) Der er en kuffert mere. 6) Kommer den der? 7) Taler han dansk?
- 8) De bor i Århus. 9) De kører hjem. 10) Er det fint?

### Exercise 3

- 1) I kommer og bor hos mig. 2) Vi kommer og bor hos dig.
- 3) De kommer og bor hos ham. 4) Den kommer og bor hos hende. 5) Han kommer og bor hos os. 6) Jeg kommer og bor hos jer. 7) Du kommer og bor hos dem. 8) Hun kommer og bor hos den.

### Exercise 4

- 1) Hun kommer og bor hos os. 2) Jeg er glad nu / Nu er jeg glad. 3) Efter rejsen er du i Århus.

**Exercise 5**

- 1) Hun læser på universitetet.
- 2) Hun kommer fra U.S.A.
- 3) Jeg hedder Christine.
- 4) Hun hedder Vibeke.
- 5) De er glade for at møde hende.
- 6) Du taler kun lidt dansk.
- 7) Michael henter Christine ved bussen.
- 8) Hun bor hos os i lang tid.
- 9) Jeg er træt. Er du træt?
- 10) Hun sover efter rejsen.
- 11) Der er den /den er dér.
- 12) Hun går nu.
- 13) Har vi bagagen?
- 14) Tager du kufferten?

**Lesson 2 (pages 54–57)****Exercise 1**

Et gardin; et barn; en væg; en mursten; et kontor; et køkken; en lejlighed; et tag; et badeværelse; et billede; et træhus; en søn; en kæreste; en have; en by; et værelse; en seng; en plads; en morgen; et brusebad; en kop te; et skrivebord.

**Exercise 2**

- 1) Her er huset med haven.
- 2) Her er huset med taget.
- 3) Det er køkkenet med bordet.
- 4) Brusebadet er i badeværelset.
- 5) Sengen er i kontoret.
- 6) Barnet har værelset.

**Exercise 3**

Det store hus; den gamle seng; det lille værelse; det søde barn; den røde væg; det sorte tag; den store have; det flotte skrivebord; det nye badeværelse; det pæne køkken; det gule kontor; det stribede gardin; den søde kæreste; den dejlige kop te; den gode morgen.

### Exercise 4

Christine har det pæne værelse. Det er Christines pæne værelse. Det pæne værelse er Christines.

Mattias har den søde kæreste. Det er Mattias' søde kæreste. Den søde kæreste er Mattias'.

Pernille har den lille lejlighed. Det er Pernilles lille lejlighed. Den lille lejlighed er Pernilles.

Pernille har det nye køkken. Det er Pernilles nye køkken. Det nye køkken er Pernilles.

Michael har det gamle hus. Det er Michaels gamle hus. Det gamle hus er Michaels.

### Exercise 5

1) gammelt; 2) dejlig; 3) lille; 4) stribet; 5) søde; 6) rødt; 7) lille; 8) flot; 9) sort; 10) stor

### Exercise 6

1) Christine er meget træt. 2) Hun kan lide sit værelse. 3) Hun kan lide de pæne gardiner. 4) Hun glæder sig til at lære Århus at kende. 5) Huset har et sort tag. 6) Træhuset er rødt. 7) Familien bor i nærheden af den store by. 8) De har en pæn, stor have. 9) Kan du vise mig mit værelse? 10) Hun bor i en lille lejlighed. 11) Læser han til ingeniør? 12) Sig goddag / hej til min søn og hans søde kæreste. 13) Først vil hun vise hende hendes værelse. 14) Hendes søn og hans kæreste er glade.

## Lesson 3 (pages 74–77)

### Exercise 1

1) tirsdag. 2) onsdag. 3) lørdag. 4) torsdag. 5) søndag. 6) mandag. 7) fredag.

**Exercise 2**

Klokken er: 1) kvart over ti / et kvarter over ti. 2) syv minutter over otte. 3) treogtyve minutter over tre / femten treogtyve. 4) halv to / tretten tredive. 5) tolv minutter over syv. 6) kvart i ti / et kvarter i ti / ni femogfyrre. 7) ti minutter over seks / atten ti. 8) ti minutter i otte / nitten halvtreds. 9) fem minutter i tolv / treogtyve femoghalvtreds. 10) atten minutter over elleve.

**Exercise 3**

1) lille; lille. 2) spændende; spændende. 3) flotte; flotte. 4) smukke; smukke. 5) moderne; moderne. 6) blå; blå. 7) søde; søde. 8) hvide; hvide. 9) stribet; stribete. 10) stribet; stribete. 11) lukket; lukkede. 12) lukket; lukkede. 13) snavset; snavsede. 14) doven; dovne. 15) gammelt; gamle. 16) sikkert; sikre

**Exercise 4**

1) vil. 2) kan. 3) må. 4) tør. 5) skal. 6) bør. 7) skal. 8) kan

**Exercise 5**

1) Hun spiser det gode rundstykke. 2) Vi læser mange gode bøger om sommeren. 3) De synes, det er rigtig koldt om vinteren. 4) Den bedste have er hendes, ikke hans. 5) Hun spiser den største karbonade (af dem alle). 6) Deres yngste søn har en blå cykel. 7) Varm hjemmelavet mad er god at spise. 8) Han kan lide at rydde op i huset og lave mad til sin kone. 9) Jeg kan bedre lide dansk end engelsk. 10) De glæder sig til en hvid jul med en masse sne. 11) Den bedste frokost er grøn

salat, rundstykker/rugbrød og te. 12) Du skal vaske dig og børste dine tænder, før du går på arbejde. 13) Du kan køre på din nye, røde cykel kl. 17 i byen. 14) Det er rart at få motion og så spise en lækker middag.

## Lesson 4 (pages 93–95)

### Exercise 1

1) ældre. 2) yngre. 3) større. 4) mindre. 5) flere. 6) mere.  
7) bedre. 8) dårligere.

### Exercise 2

1) ældste. 2) yngste. 3) største. 4) mindste. 5) fleste. 6) mest.  
7) bedste. 8) dårligste.

### Exercise 3

ældste; yngste; ældre; flotteste; smukkeste; smukkere; flere;  
mere; bedste; bedre; større; hurtigere.

### Exercise 4

1) mig. 2) sig. 3) sig. 4) sig. 5) jer. 6) os. 7) dig.

### Exercise 5

1) Jeg vil gerne holde mig i form. 2) Hun kan lide at løbe om morgenen. 3) Han kan lide at cykle på / til arbejde. 4) Vi har været medlemmer i lang tid. 5) Jeg har spillet badminton i en klub i mange år. 6) Mine bedste venner spiller fodbold.

- 7) Tennis er den ældste sport i Danmark. 8) Den yngste sport er karate. 9) De kan lide en sund drik efter at have trænet. 10) Hvis man arbejder meget, har man ikke meget fritid. 11) Amerikansk fodbold er ikke så svært / hårdt som badminton. 12) Det er sjovt at vinde et mesterskab i sin sport. 13) Vi tror, vi gerne vil være medlemmer af klubben. 14) Hun synes, at det er rigtig godt at træne med sine venner.

## Lesson 5 (pages 111–115)

### Exercise 1

- 1) februar. 2) maj. 3) januar. 4) oktober. 5) december / januar / februar. 6) juni / juli / august. 7) marts / april / maj. 8) september / oktober / november.

### Exercise 2

- 1) Køber Vibeke ind i et supermarked? 2) Laver Christine mad til familien? 3) Dækker Michael bord med servietter? 4) Spiser Mattias rødgrød? 5) Nyder Pernille Christines mad? 6) Hygger familien sig ved bordet og drikker vin?

### Exercise 3

- Examples: 1) Hvad hedder du? 2) Hvem spiser din mad? 3) Hvornår kommer du hjem? 4) Hvorfor sover du? 5) Hvordan kommer jeg på universitetet? 6) Hvor bor dine venner? 7) Hvis bog er det? 8) Hvor mange børn har du? 9) Hvor meget mælk vil du have i din te?

**Exercise 4**

1) Ja, det skal jeg. 2) Ja, det vil jeg. 3) Ja, det gør hun. 4) Ja, det gør de. 5) Ja, det kan hun. 6) Ja, det må hun. 7) Ja, det gør han. 8) Ja, det gør hun.

**Exercise 5**

1) Nej, det skal jeg ikke. 2) Nej, det vil jeg ikke. 3) Nej, det gør hun ikke. 4) Nej, det gør de ikke. 5) Nej, det kan hun ikke. 6) Nej, det må hun ikke. 7) Nej, det gør han ikke. 8) Nej, det gør hun ikke.

**Exercise 6**

1) Når det er sommer, cykler hun på arbejde. 2) Når det er aften, spiser vi aftensmad. 3) Når jeg er glad, læser jeg en bog. 4) Når de spiser, vil de gerne snakke sammen. 5) Fordi hun er træt, kan hun godt sove. 6) Fordi det er lørdag, må I drikke vin til maden.

**Exercise 7**

| <b>indef. sing.</b> | <b>indef. plural</b> | <b>def. plural</b> | <b>indef. sing.</b> | <b>indef. plural</b> | <b>def. plural</b> |
|---------------------|----------------------|--------------------|---------------------|----------------------|--------------------|
| en have             | haver                | haverne            | et bærl             | bærl                 | bærrerne           |
| et billede          | billeder             | billederne         | et glas             | glas                 | glassene           |
| en ske              | skeer                | skeerne            | en sko              | sko                  | skoene             |
| et gardin           | gardiner             | gardinerne         | en bog              | bøger                | bøgerne            |
| et hus              | huse                 | husene             | en mor              | mødre                | mødrene            |
| en dansker          | danskere             | danskerne          | en far              | fædre                | fædrene            |



**Exercise 8**

1) Jeg vil gerne lære at lave mad. 2) Først skal vi købe ind i et supermarked. 3) Hvor meget mad skal jeg købe? 4) Hvordan laver jeg flødesovs? 5) Hun skal skrælle kartoflerne og koge dem i gryden. 6) Så skal hun stege koteletterne på stegepanden. 7) Maden er lækker, og de snakker alle sammen med hinanden. 8) Da Pernille går, ligger hendes hat på bordet. 9) Når de er trætte, går de i seng. 10) Det er rart at have andre mennesker til at lave mad / aftensmad. 11) Christine synes godt, de kan drikke vin en almindelig onsdag. 12) I december er det vinter, og det er koldt. 13) I august er det sommer, og det er varmt. 14) Et år har tolv måneder, og dagene går hurtigt.

**Lesson 6 (pages 135–139)****Exercise 1**

1) Hun spiser ikke aftensmad kl. 18. 2) De laver ikke mad sammen. 3) Vi sover ikke til kl. 12. 4) Der er ikke en god film i fjernsynet. 5) Hun drikker ikke en øl i baren. 6) De snakker ikke sammen hele natten.

**Exercise 2**

1) Vi ser, at han ikke sidder i hjørnet. 2) Han siger, at han ikke henter øl. 3) De siger, at de ikke går nu. 4) Vi drikker te, fordi det ikke er varmt. 5) Vi tror ikke, de læser mange bøger. 6) De synes ikke, at det er en god film. 7) De tænker ikke, at festen bliver sjov.

**Exercise 3**

1) mere. 2) mindre. 3) hellere. 4) længere. 5) oftere.

#### Exercise 4

1) op. 2) inde. 3) ude. 4) hen. 5) ovre. 6) nede. 7) hjem.  
8) omme. 9) fremme. 10) bort.

#### Exercise 5

1) i, for. 2) til, til. 3) til / fra, fra / til. 4) på, i. 5) til, Hos. 6) hos,  
med / om. 7) på, i, om / i. 8) i, med, til.

#### Exercise 6

1) Vi arbejder meget hårdt og læser til langt ud på natten. De synes, det ville være rart at gå ud. 3) Hun kan lide at se film i biografen. 4) Først vil hun tage sin frakke, og så er hun klar. 5) De er enige om, at filmen er sjov og spændende. 6) På vej hjem vil de have en øl i en bar. 7) En ven sidder i hjørnet og taler til dem. 8) Han vil gerne sidde sammen med dem, og han henter øl. 9) De har det alle sjovt og bliver sent ude. 10) De vil også gerne mødes igen og have det sjovt sammen. 11) De har ikke fået for meget at drikke, så de kan køre hjem. 12) Men de har ikke en bil, så de tager bussen. 13) Hun slapper af nu / er afslappet nu, for hun kan lide at snakke med venner. 14) De lytter alle til musikken fra stereoanlægget og computeren.

### Lesson 7 (pages 158–161)

#### Exercise 1

1) Jeg spiser ikke morgenmad, når jeg ikke står op. 2) Jeg spiser ikke morgenmad, når jeg ikke er stået op. 3) Hun spiser ikke altid morgenmad, når hun ikke altid står op. 4) Hun spiser ikke altid morgenmad, når hun ikke altid er stået op. 5) Han

spiser aldrig morgenmad, når han aldrig står op. 6) Han spiser aldrig morgenmad, når han aldrig er stået op. 7) Læste vi ikke en god bog, mens vi ikke sad ned i bussen? 8) Læste de ikke altid en god bog, når de ikke altid sad ned i bussen? 9) Læste I aldrig en god bog, mens I aldrig sad ned i bussen?

### Exercise 2

1) spiste. 2) læste. 3) gik. 4) sov. 5) begyndte. 6) passede. 7) sad. 8) kom. 9) fandt. 10) drak.

### Exercise 3

1) har spist. 2) har læst. 3) har gået / er gået. 4) har sovet. 5) er begyndt. 6) har passet. 7) har siddet. 8) er kommet. 9) har fundet. 10) har drukket.

### Exercise 4

1) havde ikke spist. 2) havde ikke læst. 3) havde ikke gået / var ikke gået. 4) havde ikke sovet. 5) var ikke begyndt. 6) havde ikke passet. 7) havde ikke siddet. 8) var ikke kommet. 9) havde ikke fundet. 10) havde ikke drukket.

### Exercise 5

1) nogen. 2) noget. 3) nogle. 4) nogle. 5) noget. 6) nogen.

### Exercise 6

1) Vi kan ikke finde en parkeringsplads i byen. 2) Om morgenen er det håbløst at køre ind i byen. 3) Jeg har virkelig brug for noget nyt tøj til vinter. 4) Min frakke / jakke er god og varm, men jeg vil gerne have en kort frakke. 5) De røde farver klæder

dig godt. 6) Hvilken slags bluser har du brug for? 7) Jeg vil gerne have nogle højhælede støvler til mine nye bukser. 8) Vejret er rædselsfuldt i november, fordi det regner og er koldt. 9) Skidt med det. Når vi er inden døre, kan vi have det sjovt. 10) Jeg kan godt lide at købe tøj med mine venner. 11) Da de blev trætte, satte de sig ned og fik en kop kaffe. 12) Efter de havde kigget / ledt i en halv time, fandt de en skobutik. 13) Da hun havde fundet sine nye støvler, var hun meget glad. 14) De var godt trætte, da de kom hjem om eftermiddagen efter deres indkøbstur.

## Lesson 8 (pages 176–179)

### Exercise 1

1) Bogen læses / bogen bliver læst af hende. 2) Maden spises / maden bliver spist af dem. 3) En sang synges / en sang bliver sunget af os. 4) Barnet kyskes / barnet bliver kysset af ham. 5) En øl blev drukket af dem. 6) Hatten glemtes / hatten blev glemt af mig. 7) Vennerne blev takket af dig. 8) Taxaen blev fundet af jer.

### Exercise 2

1) spis. 2) læs. 3) gør. 4) sov. 5) vent. 6) drik. 7) gå. 8) tag. 9) glem. 10) sæt.

### Exercise 3

1) Hun vil spise osten. 2) De vil komme for sent til diskoteket. 3) Vi vil længes efter vores venner. 4) Du vil sove hele eftermiddagen. 5) Han vil sætte dem af og betale for taxaen. 6) Jeg vil smage på maden, der bliver god.

**Exercise 4**

1) der/som. 2) der/som. 3) der/som. 4) (som). 5) der/som.  
6) (som).

**Exercise 5**

1) Vil du invitere mig til julefrokost i morgen? 2) Du skal spise en masse ost, hvis du er sulten. 3) Bare sæt dig (ned) på stolen i hjørnet og vent på mig. 4) Giv mig bare nogle penge til taxaen. 5) Den kvinde, (som) jeg mødte, er min mor. 6) Det barn, som spiser æblet, er sødt. 7) Jeg kan lide den mand, som danser med mig på diskoteket. 8) Hun giver sin frakke til den mand, som følger hende hjem. 9) Jeg vil møde dig om to dage, hvis du gerne vil (mødes). 10) Vi kan tage til frokost i min vens hus og have det sjovt. 11) Jeg kan ikke lide at glemme min hat, når det er koldt. 12) Hun ved ikke, hvordan hun skal finde vej til en restaurant, som ikke er ret dyr / som er billig. 13) Mange mennesker kan lide at spise på pizzeriaer, fordi maden er okay. 14) Hun vil gerne prøve ti forskellige ting, men hun kan ikke spise mere nu.

**Lesson 9 (pages 199–201)****Exercise 1**

1) Den otteogtyvende juni. 2) Den tiende august. 3) Den anden januar. 4) Den syvende december. 5) Den sekstende november. 6) Den fjortende marts. 7) Den femte september. 8) Den tredvte / tredivte april. 9) Den syvogtyvende februar. 10) Den fireogtyvende maj. 11) Den tyvende juli. 12) Den første oktober.

**Exercise 2**

1) to hundrede femoghalvfjerds kroner og femogfyrre øre. 2) fem hundrede otteogtres kroner og syvogtyve øre. 3) tre hundrede nioghalvfjerds kroner og halvtreds øre / tre hundrede nioghalvfjerds en halv. 4) otte hundrede syvogfyrre kroner og femogtyve øre. 5) et hundrede fireoghalvfems kroner og ti øre. 6) to tusinde fire hundrede seksogtredve kroner og otteoghalvfems øre. 7) syvogtyve tusinde seks hundrede nioghalvtreds kroner og atten øre.

**Exercise 3**

1) Jeg havde det rigtig dårligt i morges. 2) Jeg gik ud i køkkenet og tog min temperatur, og jeg havde feber. 3) Så gik jeg i seng igen og sov til middag. 4) Men jeg havde det stadig rigtig dårligt, så jeg ringede til lægen og fik en tid. 5) Lægen var meget rar / flink og gav mig nogle piller og ønskede mig god bedring. 6) Han sagde også, at jeg skulle drikke en masse og få en masse søvn. 7) Jeg er glad for, at det ikke var tandpine, for jeg kan ikke lide at gå til tandlæge. 8) Jeg vil være helt rask før jul, så jeg kan fejre den. 9) Alle mine venner kommer hjem, og de vil alle sammen i byen og have det sjovt. 10) Vi skal spise en masse god mad og julegodter. 11) Jeg har ikke været syg siden sidste år, da jeg læste rigtig meget til mine eksaminer, og jeg var meget træt. 12) Hun vil ikke tage nogen piller. I stedet for vil hun sove og spise slik. 13) Han har brug for at slappe af efter at have arbejdet hårdt, så han har det bare godt og hygger sig. 14) Hun ville ikke være alene. I stedet for ville hun gerne være sammen med sin familie til jul.

## Lesson 10 (pages 218–221)

### Exercise 1

1) Det var en familieaften, hvor man samlede mange familiemedlemmer. 2) Forældrene fejrede jul med Vibeke og kørte fra den anden ende af byen. 3) Ole sagde goddag til alle og lagde gaverne under træet. 4) Det blev sjovt at fejre jul her, og måske fik vi sne. 5) Pernille kunne lide at løbe på ski, men vi tog alligevel på ferie i et sommerhus. 6) Jeg hjalp med at dække bord, og så spiste vi.

### Exercise 2

1) Er det en familieaften, hvor man samler mange familiemedlemmer? 2) Fejrer forældrene jul med Vibeke og kører fra den anden ende af byen? 3) Siger Ole goddag til alle og lægger gaverne under træet? 4) Bliver det sjovt at fejre jul her, og får vi måske sne? 5) Kan Pernille lide at løbe på ski, men tager vi på ferie i et sommerhus? 6) Hjælper jeg med at dække bord, og spiser vi så?

### Exercise 3

1) Grete får silkebluser, bøger, håndlotioner og nogle flasker vin. 2) Ole får CD'er, bøger, handsker, sweatere og nogle flasker snaps. 3) Vibeke serverer ænder, gæs, kartofler, fade med æbler og svesker og rødkål. 4) Som desserter er der risengrød, risalamande, kirsebærsovse, mandelgaver og kager. 5) På bordene står tallerkner, glas, knive, gafler og skeer. 6) Michael laver te og kaffe med fløde og sukker og chokolader.

## Exercise 4

1) Julen er en dejlig / rar tid med mange familie-traditioner. 2) Bedsteforældre kan lide at fejre jul med deres børn og børnebørn. 3) Nogle mennesker kører i lang tid for at komme til deres familie og fejre jul. 4) Mange mennesker kan lide at gå i kirke juleaften, og prædikenen er meget kort. 5) Nogle børn synes, at julemiddagen varer for længe, for de vil gerne have deres gaver hurtigt. 6) Nogle børn kan ikke vente, til måltidet er forbi, så de kan åbne gaver. 7) Mange danskere danser rundt om træet juleaften, mens de synger sange og holder hinanden i hånden. 8) Nogle gange sner det ved juletid, men man kan ikke stå på ski ret tit. 9) Hvis man vil stå på ski, må man rejse til et andet land om vinteren. 10) Efter at have åbnet gaver / Når man har åbnet gaver, kan mange mennesker lide at få te eller kaffe. 11) De kan også lide at spise julegodter og nødder, dadler, figner og clementiner. 12) Det er en tradition, at Julemanden bringer gaver juleaften, og man går i seng omkring midnat. 13) Den næste dag er Juledag, og alle sover længe og slapper af. 14) Vinteren kan være rar, hvis man tænder juletræet og har det hyggeligt med sin familie.

## Lesson 11 (pages 238–241)

### Exercise 1

1) koldt. 2) varm. 3) høj. 4) godt. 5) åbne. 6) lukkede. 7) store. 8) lille. 9) små. 10) gamle. 11) større. 12) mindre. 13) ældste. 14) yngre. 15) sødeste. 16) sødere. 17) dygtigere. 18) flottere. 19) mest. 20) flest.



**Exercise 2**

- 1) Der kommer en pige gående, som / der er vældig sød.
- 2) Juleaften spiser vi and, som / der smager godt.
- 3) Musikhuset, som / der ligger midt i Århus, er meget stort.
- 4) Rådhuset, som / der har en klokke, er gammelt.
- 5) Den Gamle By, som / der blev grundlagt i 1914, har mange huse.
- 6) Hovedbiblioteket, som / der ligger i Møllegade, har tonsvis af bøger.
- 7) Sandwichbaren, som / der ligger i Møllegade, sælger god mad.
- 8) Huset, som han lige har købt, er rødt.
- 9) Vi aftaler at gå i biografen, som / der ligger langt væk.
- 10) Vi tager bussen, som / der er en gul nummer 7, på / til arbejde.

**Exercise 3**

- 1) Det bliver snart forår, og det bliver varmere.
- 2) De bliver enige om / de aftaler at bruge en dag til at se på seværdigheder.
- 3) Det er en god ide at tage en hat og handsker med, fordi vejret er upålideligt / ikke er pålideligt.
- 4) De plejer at tage bussen, fordi det er nemmere end at køre bil.
- 5) Da de møder deres venner, siger de hej og går indenfor.
- 6) De nyder den fantastiske moderne kunst i udstillingerne, men de kan også lide ældre kunst.
- 7) Da de bliver sultne, finder de et sted, hvor de kan spise en sandwich og drikke noget vand.
- 8) Frilandsmuseet er meget spændende, for det er sjovt at se, hvordan mennesker boede i gamle dage.
- 9) Mange kvinder klæder sig ud og fortæller, hvordan det var at leve i 1850.
- 10) De frøs om vinteren, for det var ikke nemt at holde varmen i de gamle huse.
- 11) Da de har drukket en kop kaffe, får de lidt mere energi til at fortsætte.
- 12) Domkirken er en smuk gammel kirke, og den ligger ved siden af en skole.
- 13) Busstoppestedet er også ved siden af skolen, som / der er mere end 800 år gammel.
- 14) De er glade for at tage hjem igen efter at have leget turister en hel dag.

## Lesson 12 (pages 256–259)

### Exercise 1

1) ude. 2) ind. 3) op. 4) nede. 5) henne. 6) ovre. 7) oppe. 8) hen.  
9) inde. 10) ud.

### Exercise 2

1) deres. 2) sine. 3) vores. 4) sin. 5) min. 6) deres. 7) sin. 8) sin.  
9) hendes. 10) hans.

### Exercise 3

1) Den enogtyvende marts. 2) Den niende november. 3) Den  
fjortende september. 4) Den ottende marts. 5) Den enogtredivte  
januar.

### Exercise 4

1) Sytten plus seksoghalvtreds er. 2) Treogfirs minus seksogtyve  
er. 3) Niogtredve gange seks er. 4) Et hundrede femogtyve  
gange fjorten er. 5) Et hundrede nitten delt med sytten er.  
6) Tre hundrede treogtres delt med elleve er.

### Exercise 5

1) Når man har fødselsdag, er det rart at blive fejret. 2) Flagene  
var i indkørslen og over hele huset. 3) Der var også flag på  
servietterne, og der var lys i kagen. 4) Om aftenen ser de  
nyheder i fjernsynet, og vejrudsigten er ofte ikke rigtig. 5) Han  
læser også avis hver dag og kan lide at vide, hvad der sker i  
verden. 6) Mange ting er deprimerende i dag, og vi ved mere  
om dem. 7) En vejrstation er vældig god til at sige, hvordan

vejret vil blive / bliver. 8) Unge kan ikke undvære computere og internettet. 9) De hører musik hele tiden og overalt, og mange af dem har iPods. 10) I gamle dage var det mere besværligt at lytte til musik, og båndoptagerne var nogle kæmpestore maskiner. 11) Regeringen vil have folk til at betale mere for deres uddannelse. 12) Men de betaler allerede en høj skat, så det er ikke en god ide. 13) Generationerne i Danmark bor ikke sammen, men pensionister kan bo i deres egne hjem og få hjælp. 14) Det er ikke normalt at flytte så meget rundt i Danmark som i USA.

## Lesson 13 (pages 272–275)

### Exercise 1

1) Festen bliver nøje planlagt af ham / planlægges nøje af ham.  
 2) Kufferten bliver pakket om morgenen af dem / pakkes af dem om morgenen.  
 3) Talen bliver holdt for dem af hende / holdes for dem af hende.  
 4) Døren bliver lukket af os / lukkes af os.  
 5) Maden bliver spist af hunden / spises af hunden.  
 6) Vinen bliver drukket af mig / drikkes af mig.  
 7) Rødgrøden bliver lavet af ham / laves af ham.  
 8) Rejsen bliver forberedt af hende / forberedes af hende.

### Exercise 2

1) i. 2) på. 3) om. 4) til. 5) om. 6) ved. 7) I. 8) ved. 9) Om.  
 10) i. 11) ved. 12) under. 13) på. 14) i.

### Exercise 3

1) Vi går en tur, (og) / for det er dejligt vejr. 2) Jeg kan godt lide at spise morgenmad, men jeg kan ikke lide frokost.

3) De kommer kl. 18, for de skal til en fest. 4) Spiller du obo, eller spiller du guitar? 5) Jeg elsker Vesterhavet, og jeg elsker også Skagen. 6) Hun kommer ikke i byen, for det regner. 7) Jeg mangler noget te, så jeg går på indkøb. 8) Der kom mange mennesker, så / (og) de blev glade.

#### Exercise 4

1) Luk døren. 2) Spis ikke her. 3) Vågn op. 4) Sov ikke nu. 5) Gør det ikke igen.

#### Exercise 5

1) Det er trist at sige farvel, når året er forbi. 2) Men det er rart at holde en fest for at fejre de sidste eksaminer. 3) Når hele familien er samlet, plejer de at have det sjovt og spise sammen. 4) De snakker en masse og laver en lækker middag, og så går de en tur bagefter. 5) Om morgenen kan de lide at være udenfor, hvis solen skinner og indenfor, hvis det regner. 6) Når man rejser, er det rart at planlægge sin tur, men det er også rart at finde ud af det, mens man rejser. 7) Den nordlige del af Jylland, hvor de to have mødes, er meget smuk. 8) Lyset er fantastisk, og mange kunstnere boede der for hundrede år siden. 9) Musikfestivaler er rigtig sjove, og man kan høre forskellige bands spille vældig god musik. 10) Hun sagde til ham, at han skulle tage toget til København og bruge en dag på at se seværdighederne. 11) Han ville gerne have brugt to uger på at se seværdighederne, fordi der er mange smukke, gamle slotte. 12) På den anden side ville de også gerne videre, så de kunne se flere byer. 13) Til sidst tog de til Paris for at være der et par uger, før de fløj hjem. 14) Det havde været et vældig dejligt år for Christine, fordi alle have modtaget hende med åbne arme.

**Dansk – Engelsk Ordliste**

---

**Danish – English Word List**

**N.B.: Verbs are indicated with the infinitive: læse, at.**

**Nouns are indicated with the gender: either n (common gender for both masculine and feminine) or t (neuter).**

|               |                               |
|---------------|-------------------------------|
| 1-værelses    | one-room                      |
| ad gangen     | at a time                     |
| adgang, n     | access                        |
| af sted       | off, leave, out the door      |
| afsked, n     | farewell                      |
| afsnit, t     | episode                       |
| afstand, n    | distance                      |
| aftale, at    | agree, arrange                |
| aftale, n     | appointment                   |
| aften, n      | evening                       |
| aftensmad, n  | dinner                        |
| alle          | all                           |
| alle sammen   | all of us                     |
| alle tiders   | great (the best of all times) |
| allerede      | already                       |
| allergisk     | allergic                      |
| alligevel     | nonetheless, nevertheless     |
| almindelig    | ordinary, usual               |
| alvorligt     | seriously                     |
| anbefale, at  | recommend                     |
| and, n        | duck                          |
| ankomme, at   | arrive                        |
| apotek, t     | pharmacy, drugstore           |
| appetit, n    | appetite                      |
| arbejde, at   | work                          |
| arbejdsdag, n | work day                      |
| arm, n        | arm                           |
| artig         | good                          |
| artikel, n    | article                       |
| at            | that                          |
| august, n     | August                        |
| autentisk     | authentic                     |
| avis, n       | newspaper                     |

|                              |   |
|------------------------------|---|
| <b>bad, t = brusebad, t</b>  | shower                                    |
| <b>badeværelse, t</b>        | bathroom                                  |
| <b>badminton, n</b>          | badminton                                 |
| <b>bagage, n</b>             | luggage                                   |
| <b>bagefter</b>              | afterwards                                |
| <b>baghave, n</b>            | backyard, back garden                     |
| <b>bare</b>                  | just, simply                              |
| <b>barn, t (børn)</b>        | child (children)                          |
| <b>bedring, n</b>            | improvement                               |
| <b>bedsteforældre, n, pl</b> | grandparents                              |
| <b>begejstret for</b>        | enthusiastic about                        |
| <b>begge</b>                 | both                                      |
| <b>behøve, at</b>            | need                                      |
| <b>belyst</b>                | lit up                                    |
| <b>benzin, n</b>             | gas                                       |
| <b>beskyttelse, n</b>        | protection                                |
| <b>beslutte, at</b>          | decide                                    |
| <b>bestemt</b>               | certainly                                 |
| <b>besværligt</b>            | difficult                                 |
| <b>besøg, t</b>              | visit                                     |
| <b>besøge, at</b>            | visit                                     |
| <b>betale, at</b>            | pay                                       |
| <b>betyde, at</b>            | mean                                      |
| <b>beundre, at</b>           | admire                                    |
| <b>bibliotek, t</b>          | library                                   |
| <b>bibliotekar, n</b>        | librarian                                 |
| <b>bilde ind, at</b>         | make believe                              |
| <b>billede, t</b>            | picture                                   |
| <b>billig</b>                | cheap                                     |
| <b>biograf, n</b>            | movie theater                             |
| <b>bistro, n</b>             | bistro                                    |
| <b>bl.a. = blandt andet</b>  | among other things                        |
| <b>blad, t</b>               | magazine                                  |
| <b>blanding, n</b>           | mixture                                   |
| <b>blive julen over</b>      | stay over a period of time<br>(Christmas) |
| <b>blive træt af, at</b>     | get tired of, be bored with               |
| <b>blive vant til, at</b>    | get used to                               |
| <b>blive ved med, at</b>     | keep at, keep on (doing)                  |

|                          |                             |
|--------------------------|-----------------------------|
| <b>blæse ud, at</b>      | blow out                    |
| <b>blød</b>              | soft                        |
| <b>bo, at</b>            | live                        |
| <b>bolle, n</b>          | roll                        |
| <b>bordtennis, n</b>     | table tennis                |
| <b>borgerhus, t</b>      | townsman's house            |
| <b>brochure, n</b>       | pamphlet, brochure          |
| <b>bror, n</b>           | brother                     |
| <b>brosten, n</b>        | cobblestone                 |
| <b>bruge, at</b>         | use                         |
| <b>brugerbetaling, n</b> | consumer payment            |
| <b>brunet</b>            | sugared, made brown         |
| <b>brusebad, t</b>       | shower                      |
| <b>budget, t</b>         | budget                      |
| <b>buksestof, t</b>      | canvas, pants fabric        |
| <b>burger-bar, n</b>     | burger bar                  |
| <b>bus, n</b>            | bus                         |
| <b>buskort, t</b>        | bus pass                    |
| <b>buste, n</b>          | bust                        |
| <b>by, n</b>             | city                        |
| <b>bygning, n</b>        | building                    |
| <b>bytur, n</b>          | shopping expedition         |
| <b>bær, t</b>            | berry                       |
| <b>bønne, n</b>          | bean                        |
| <b>børste tænder, at</b> | brush one's teeth           |
| <b>både</b>              | both                        |
| <b>båndoptager, n</b>    | tape deck, tape recorder    |
| <b>café, n</b>           | café                        |
| <b>cafeteria, t</b>      | cafeteria                   |
| <b>clementin, n</b>      | clementine                  |
| <b>cykle, at</b>         | ride a bike, bike           |
| <b>da</b>                | surely (emphatic agreement) |
| <b>dadel, n</b>          | date (the fruit)            |
| <b>dagsorden, n</b>      | agenda                      |
| <b>dansk</b>             | Danish                      |
| <b>de fleste</b>         | most                        |
| <b>dejlig</b>            | lovely                      |
| <b>dejligt</b>           | lovely, nice                |



|                      |                               |
|----------------------|-------------------------------|
| del, n               | part                          |
| den                  | it, that                      |
| den yngste           | the youngest                  |
| dengang              | back then                     |
| deprimerende         | depressing                    |
| der                  | there                         |
| derefter             | afterwards, then              |
| derhjemme            | at home, back home            |
| derimod              | on the contrary               |
| derind               | in there                      |
| dessert, n           | dessert                       |
| desværre             | unfortunately                 |
| det                  | that, it                      |
| det morsomme         | the funny part                |
| det store kolde bord | smorgasbord                   |
| direkte              | directly                      |
| diskotek, t          | discotheque                   |
| dom, n               | sentence                      |
| doven                | lazy                          |
| dreng, n             | boy                           |
| drik, n              | drink                         |
| drikke, at           | drink                         |
| du                   | you                           |
| dukke op, at         | show up, appear               |
| dunjakke, n          | down coat                     |
| dygtig               | clever, smart                 |
| dykke, at            | dive                          |
| dyr                  | expensive                     |
| dyrke, at            | do (sports, lit. “cultivate”) |
| dyrke, at            | grow                          |
| dække, at            | cover                         |
| dække bord, at       | set the table                 |
| dårlig               | bad                           |
| efter                | after                         |
| efterhånden          | gradually, by now             |
| eftermiddag, n       | afternoon                     |
| egentlig             | actually, in fact, really     |
| eget                 | own                           |
| ekstra               | extra                         |

|                            |                            |
|----------------------------|----------------------------|
| <b>elektronisk</b>         | electronic, electronically |
| <b>ellers</b>              | otherwise                  |
| <b>ende, at</b>            | finish                     |
| <b>ende, n</b>             | end                        |
| <b>ende med, at</b>        | finish with                |
| <b>endelig</b>             | finally                    |
| <b>endnu</b>               | even, yet                  |
| <b>energi, n</b>           | energy                     |
| <b>engelsk</b>             | English                    |
| <b>enkelt</b>              | single                     |
| <b>er</b>                  | is                         |
| <b>evt. = eventuelt</b>    | possibly, perhaps          |
| <b>fad, t</b>              | serving dish               |
| <b>faktisk</b>             | actually                   |
| <b>fange, at</b>           | catch                      |
| <b>fantastisk</b>          | tremendous, tremendously   |
| <b>far, n</b>              | father                     |
| <b>farmaceut, n</b>        | pharmacist                 |
| <b>feber, n</b>            | fever                      |
| <b>fedt</b>                | cool                       |
| <b>fejle, at</b>           | have (of illness), ail     |
| <b>fejre, at</b>           | celebrate                  |
| <b>fest, n</b>             | party                      |
| <b>festlig</b>             | festive                    |
| <b>figen, n</b>            | fig                        |
| <b>finde, at</b>           | find                       |
| <b>finde på, at</b>        | think up                   |
| <b>finde vej, at</b>       | find your way              |
| <b>fint</b>                | fine                       |
| <b>firma, t</b>            | company                    |
| <b>fiskesnøre, n</b>       | fishing line               |
| <b>fjern</b>               | distant                    |
| <b>fjernsyn, t</b>         | TV                         |
| <b>flag, t</b>             | flag                       |
| <b>flere</b>               | more                       |
| <b>flot</b>                | handsome, nice-looking     |
| <b>flytte, at</b>          | move                       |
| <b>flødeskum, t</b>        | whipped cream              |
| <b>fløjlsbukser, n, pl</b> | corduroy or velvet pants   |

|                         |                       |
|-------------------------|-----------------------|
| fod, n                  | foot                  |
| fodbold, n              | soccer                |
| for det meste           | most often            |
| for en sikkerheds skyld | be on the safe side   |
| for meget               | too much              |
| for tiden               | at the moment         |
| for øvrigt              | incidentally          |
| forbi                   | over                  |
| forbindelse, n          | connection            |
| foregå, at              | go on, happen         |
| foreløbig               | so far                |
| forestille mig, at      | imagine               |
| forestilling, n         | performance           |
| foretrække, at          | prefer                |
| forfatter, n            | author                |
| forkælet                | spoiled               |
| form, n                 | form, kind            |
| formiddag, n            | morning               |
| forskellig              | different             |
| forstå, at              | understand            |
| forsøge, at             | try                   |
| forsørge, at            | provide for           |
| fortsætte, at           | continue              |
| fortælle, at            | tell, talk about      |
| forvente, at            | expect                |
| forvirret               | confused              |
| forældre, n, pl         | parents               |
| fra oven                | from above            |
| frakke, n               | long coat             |
| fremad                  | forward               |
| fremover                | in the future         |
| fremtid, n              | future                |
| frilandsmuseum, t       | open-air museum       |
| frisk                   | well, "fresh"         |
| fritid, n               | spare time, free time |
| frokost, n              | lunch                 |
| frosen / frosne         | frozen                |
| fryser, n               | freezer               |
| fuld                    | full                  |
| fuldstændig             | completely            |

|                            |  |
|----------------------------|--|
| fuldtidsjob, t             | full-time job  |
| fx = f.eks. = for eksempel | for example  |
| fødselsdag, n              | birthday   |
| føle, at                   | feel, to touch   |
| følge med i, at            | follow along   |
| før                        | before   |
| først                      | first  |
| først og fremmest          | first and foremost   |
| førstehold, t              | first team, premier team   |
| få, at                     | get  |
| få fat på, at              | get a hold of  |
| få motion, at              | get exercise, exercise   |
| gaffel, n                  | fork   |
| gal                        | bad, angry   |
| galt                       | wrong  |
| gammeldags                 | old-fashioned  |
| gang, n                    | hall   |
| gang, n                    | time   |
| gang til, en               | one more time  |
| garanteret                 | with guarantee, surely   |
| gardin, t                  | curtain  |
| gave, n                    | present  |
| gemme, at                  | hide   |
| generation, n              | generation   |
| genrejse, at               | re-erect   |
| gerne                      | emphasizing what you would like<br>to do                         |
| gide, at                   | care to, like to, feel inclined to,<br>take the trouble to, mind |
| glad for                   | happy, glad  |
| glasfiber                  | glass fiber  |
| glemme, at                 | forget   |
| glæde sig til, at          | look forward to  |
| god                        | good   |
| godmorgen                  | good morning   |
| godnat                     | good night   |
| godt nok                   | actually   |
| godt nok                   | well enough  |
| gratis                     | free   |

|                     |                          |
|---------------------|--------------------------|
| grundlægge, at      | found                    |
| gryde, n            | pot, pan                 |
| græsplæne, n        | lawn                     |
| grøntsager, n, pl   | vegetables               |
| gudstjeneste, n     | service                  |
| gul                 | yellow                   |
| gæst, n             | visitor                  |
| gør (at gøre)       | does (to do)             |
| gøre træt, at       | make tired               |
| gå, at              | go                       |
| gå i bad, at        | take a shower            |
| gå i gang med, at   | start with               |
| gå i kirke, at      | go to church             |
| gå i seng, at       | go to bed                |
| gå i stykker, at    | break, go to pieces      |
| gå på indkøb, at    | go grocery shopping      |
| gå til, at          | do, participate in       |
| gå ud af, at        | go out                   |
| gå ud med, at       | go out with              |
| gå videre, at       | go on, move on           |
| gås, n              | goose                    |
| hakket              | ground (about meat)      |
| hals, n             | throat                   |
| halsbetændelse, n   | laryngitis, strep throat |
| halv                | half                     |
| handske, n          | glove                    |
| hans                | his                      |
| haste, at           | be in a rush             |
| hav, t              | ocean                    |
| have, at            | have                     |
| have, n             | garden                   |
| have brug for, at   | need                     |
| have det sjovt, at  | have fun                 |
| have lyst til, at   | feel like                |
| have råd til, at    | be able to afford        |
| have styr på, at    | get under control        |
| have travlt, at     | be in a hurry, busy      |
| have travlt med, at | be busy with             |
| hedde, at           | be called                |

|                   |                                |
|-------------------|--------------------------------|
| hej = goddag      | hi, hello = good-day           |
| hejsa             | hi (informal greeting)         |
| hel               | whole                          |
| heldig            | lucky                          |
| heldigvis         | luckily                        |
| heller ikke       | not ... either                 |
| helt              | quite, completely              |
| helt bestemt      | quite certainly                |
| helt sikkert      | certainly                      |
| hende             | her                            |
| hente, at         | pick up                        |
| herfra            | from here                      |
| hilse, at         | greet                          |
| hinanden          | each other                     |
| hindbær, t        | raspberry                      |
| hjem, t           | home                           |
| hjemme            | at home                        |
| hjemmearbejde, t  | homework                       |
| hjemmegående      | stay-at-home                   |
| hjemmelavet       | homemade                       |
| hjertelig         | hearty                         |
| hjælp, n          | helping hand                   |
| hjælpe til, at    | help out                       |
| hjørne, t         | corner                         |
| hold, t           | team                           |
| holde, at         | keep, stay                     |
| holde kontakt, at | stay in touch, keep in contact |
| hos               | with                           |
| hospital, t       | hospital                       |
| hoste, at         | cough                          |
| hoved, t          | head, brain                    |
| hoveddør, n       | front door, main door          |
| hovedpine, n      | headache                       |
| hovedret, n       | main dish                      |
| hue, n            | hat                            |
| hul, t            | cavity                         |
| hun               | she                            |
| hurtig            | fast                           |
| hus, t            | house                          |

|                     |                             |
|---------------------|-----------------------------|
| husfar, n           | house father                |
| hustru, n           | wife (formal)               |
| hvid                | white                       |
| hygge sig, at       | have a cozy time            |
| hyggeligt           | nice, cozy, great, cool     |
| hyldebær, t         | elderberry                  |
| hæve, at            | raise, increase             |
| hævet               | swollen                     |
| høj                 | high                        |
| højhælet            | high-heeled                 |
| højre               | right                       |
| høre, at            | listen to, hear             |
| høre sammen med, at | be connected with           |
| håbe, at            | hope                        |
| håbløst             | hopeless                    |
| hånd, n             | hand                        |
| hår, t              | hair                        |
| hård                | hard (opposite of soft)     |
| <br>                |                             |
| i                   | in                          |
| i aften             | tonight                     |
| i alt               | total, altogether           |
| i forhold til       | compared to, in relation to |
| i form              | in shape                    |
| i hvert fald        | in any case                 |
| i mellemtiden       | in the meantime             |
| i nærheden          | nearby                      |
| i nærheden af       | close to, near to           |
| i orden             | OK                          |
| i stedet for        | instead of                  |
| i timevis           | for hours                   |
| i årevis            | for years                   |
| idé, n              | idea                        |
| igen                | again                       |
| ihærdigt            | assiduously                 |
| ikke                | not                         |
| ikke sandt?         | right?                      |
| imens               | meanwhile, in the meantime  |
| imponerende         | impressive                  |

|                            |                         |
|----------------------------|-------------------------|
| <b>ind</b>                 | in                      |
| <b>ind imellem</b>         | in between              |
| <b>indbydende</b>          | inviting                |
| <b>indefra</b>             | from inside             |
| <b>inden døre</b>          | indoors                 |
| <b>indføre, at</b>         | initiate, introduce     |
| <b>indkøbstur, n</b>       | shopping trip           |
| <b>indkørsel, n</b>        | driveway                |
| <b>indtil</b>              | until                   |
| <b>inspektør, n</b>        | manager                 |
| <b>internet, t</b>         | Internet                |
| <b>is, n</b>               | ice cream, ice          |
| <b>især</b>                | especially              |
| <b>ja</b>                  | yes                     |
| <b>ja tak</b>              | yes, thank you          |
| <b>jakke, n</b>            | jacket, coat            |
| <b>jamen</b>               | yes, but (expression)   |
| <b>jeg</b>                 | I                       |
| <b>jo da</b>               | sure                    |
| <b>jordbær, t</b>          | strawberry              |
| <b>jul, n</b>              | Christmas               |
| <b>juleevangelium, t</b>   | Christmas gospel        |
| <b>juleforberedelse, n</b> | Christmas preparation   |
| <b>julefrokost, n</b>      | Christmas luncheon      |
| <b>julekonfekt, n</b>      | Christmas candy         |
| <b>julesalme, n</b>        | Christmas hymn or carol |
| <b>juletræ, t</b>          | Christmas tree          |
| <b>kakao, n</b>            | cocoa                   |
| <b>kammerat, n</b>         | friend, comrade         |
| <b>kan (at kunne)</b>      | can                     |
| <b>kaotisk</b>             | chaotic                 |
| <b>karbonade, n</b>        | breaded pork patty      |
| <b>kartoffel, n</b>        | potato                  |
| <b>kende, at</b>           | know                    |
| <b>kigge, at</b>           | look                    |
| <b>kiks, n</b>             | cracker                 |
| <b>kirke, n</b>            | church                  |
| <b>kirsebær, t</b>         | cherry                  |



|                        |   |
|------------------------|---|
| klar                   | ready                                       |
| klare sig, at          | manage                                      |
| klasse, n              | class                                       |
| klint, n               | cliff                                       |
| klods, n               | building block                              |
| klub, n                | club  |
| klæde ud, at           | dress up                                    |
| kniv, n                | knife                                       |
| knækbrød, t            | crisp bread                                 |
| kode, n                | code  |
| koge, at               | boil  |
| kold                   | cold  |
| komme, at              | come  |
| komme i gang med, at   | get started with                            |
| komme ind, at          | be let in                                   |
| komme til at fryse, at | get cold                                    |
| komme videre, at       | move on, get a move on, go on,<br>get going |
| komme væk, at          | get away                                    |
| kone, n                | wife  |
| kontor, t              | office                                      |
| kop te, n              | cup of tea                                  |
| kort                   | short                                       |
| kortærmet              | short-sleeved                               |
| koste, at              | cost  |
| krig, n                | war   |
| kringle, n             | kringle                                     |
| krop, n                | body  |
| kuffert, n             | suitcase                                    |
| kultur, n              | culture                                     |
| kun                    | only  |
| kunne, at              | be able to                                  |
| kunne lide, at         | like  |
| kunne lidt igen, at    | be able to go on a bit                      |
| kunst, n               | art   |
| kunstner, n            | artist                                      |
| kvalitet, n            | quality                                     |
| kvittering, n          | receipt                                     |
| kyst, n                | coast                                       |

|                    |                         |
|--------------------|-------------------------|
| kælder, n          | basement, downstairs    |
| kæmpestor          | huge                    |
| kære               | dear                    |
| kæreste, n         | girlfriend or boyfriend |
| kød, t             | meat                    |
| køkken, t          | kitchen                 |
| køre, at           | drive, ride             |
| køre igennem, at   | swipe                   |
| kørsel, n          | drive                   |
| lagkage, n         | layer cake              |
| lang               | long                    |
| langs              | along                   |
| langt ud på natten | far into the night      |
| langærmet          | long-sleeved            |
| lav                | low                     |
| lave, at           | make                    |
| lave mad, at       | cook                    |
| lede, at           | look                    |
| lege, at           | play                    |
| lejlighed, n       | apartment               |
| lektie, n          | homework                |
| lidt               | a little                |
| lige               | just                    |
| lige fremme        | straight ahead          |
| lige siden         | ever since              |
| ligesom            | kind of                 |
| ligge, at          | lie (on something)      |
| ligge, at          | lie, to be located      |
| liv, t             | life                    |
| livagtigt          | lifelike                |
| livret, n          | favorite dish           |
| lukke, at          | shut, close             |
| lukke ude, at      | shut out                |
| lyde, at           | sound                   |
| lykkes, at         | manage, succeed in      |
| lyskryds, t        | traffic light           |
| læderjakke, n      | leather coat            |
| læge, n            | doctor                  |

|                            |                         |
|----------------------------|-------------------------|
| <b>lægge, at</b>           | lay                     |
| <b>lækker</b>              | cool, nice, delicious   |
| <b>lækkert!</b>            | delicious, scrumptious! |
| <b>længe</b>               | for a long time         |
| <b>længes efter, at</b>    | long for                |
| <b>lære, at</b>            | learn                   |
| <b>lærer, n</b>            | teacher                 |
| <b>læse, at</b>            | study, read             |
| <b>løbe, at</b>            | run                     |
| <b>løbe på ski, at</b>     | ski (verb)              |
| <b>løbetræne, at</b>       | run, exercise           |
| <b>løs</b>                 | loose                   |
| <b>låge, n</b>             | door                    |
| <b>lån, t</b>              | loan                    |
| <b>låne, at</b>            | borrow                  |
| <br>                       |                         |
| <b>mad, n</b>              | food                    |
| <b>madpakke, n</b>         | sack lunch              |
| <b>mand, n</b>             | husband                 |
| <b>mandel, n</b>           | almond                  |
| <b>mandelgave, n</b>       | almond present          |
| <b>mange</b>               | many                    |
| <b>mangle, at</b>          | be without, lack        |
| <b>mangle bare, at</b>     | it is natural           |
| <b>marcipangris, n</b>     | marzipan-pig            |
| <b>marked, t</b>           | fair                    |
| <b>maskine, n</b>          | machine                 |
| <b>masse, n</b>            | lot                     |
| <b>masse, n / masser</b>   | lots                    |
| <b>masser af</b>           | lots of                 |
| <b>med</b>                 | with                    |
| <b>med det samme</b>       | at once, right away     |
| <b>medicin, n</b>          | medicine, medication    |
| <b>medlem, t</b>           | member                  |
| <b>meget</b>               | very, much, a lot       |
| <b>melde sig ind i, at</b> | become a member of      |
| <b>mene, at</b>            | think                   |
| <b>mens</b>                | while                   |
| <b>mere</b>                | more                    |

|                      |                               |
|----------------------|-------------------------------|
| <b>mesterskab, t</b> | championship                  |
| <b>meter, n</b>      | meter (approx. 3 feet)        |
| <b>midt i</b>        | in the middle of              |
| <b>minde om, at</b>  | remind of                     |
| <b>model, n</b>      | model                         |
| <b>modtage, at</b>   | receive                       |
| <b>mon</b>           | I wonder                      |
| <b>mor, n</b>        | mother                        |
| <b>morgen, n</b>     | morning                       |
| <b>morgenmad, n</b>  | breakfast                     |
| <b>mulighed, n</b>   | possibility                   |
| <b>mursten, n</b>    | brick                         |
| <b>mærke, at</b>     | feel                          |
| <b>møde, at</b>      | meet                          |
| <b>møgvej, t</b>     | nasty weather                 |
| <b>mørk</b>          | dark                          |
| <b>måde, n</b>       | way                           |
| <b>måltid, t</b>     | meal                          |
| <b>nedenunder</b>    | underneath                    |
| <b>nederst</b>       | at the bottom of              |
| <b>nej</b>           | no                            |
| <b>nem</b>           | easy                          |
| <b>nemlig</b>        | namely, for, that is          |
| <b>nisse, n</b>      | elf                           |
| <b>nogenlunde</b>    | fairly                        |
| <b>noget</b>         | some                          |
| <b>nok</b>           | enough                        |
| <b>nok / vel nok</b> | surely, be sure to, certainly |
| <b>normal</b>        | normal                        |
| <b>nu</b>            | now                           |
| <b>nuværende</b>     | current                       |
| <b>ny</b>            | new                           |
| <b>nyde, at</b>      | enjoy                         |
| <b>nær</b>           | near                          |
| <b>nær så</b>        | nearly so                     |
| <b>næsten</b>        | almost                        |
| <b>nød, n</b>        | nut                           |
| <b>nøjes med, at</b> | make do with, settle for      |
| <b>nå, at</b>        | make it to                    |

|                     |                               |
|---------------------|-------------------------------|
| og                  | and                           |
| også                | also                          |
| om                  | about                         |
| om dagen            | per day                       |
| omkring             | around                        |
| område, t           | area                          |
| ondt                | pain, hurt                    |
| op                  | up                            |
| op til jul          | before Christmas              |
| opdage, at          | discover                      |
| opføre, at          | perform                       |
| opgave, n           | paper, essay                  |
| optage, at          | record                        |
| opvisning, n        | show                          |
| os                  | us                            |
| ost, n              | cheese                        |
| ostebord, t         | spread with different cheeses |
| osv. = og så videre | etc. = and so on              |
| overveje, at        | consider, think about         |
| overvægtig          | overweight                    |
| <br>                |                               |
| pakke, at           | pack                          |
| pande, n            | frying pan                    |
| par, t              | couple of, pair of            |
| park, n             | park                          |
| parkeringsplads, n  | parking spot                  |
| passe med, at       | fit in with                   |
| passe på, at        | take care of                  |
| pause, n            | break                         |
| penicillin, n, t    | penicillin                    |
| pensionist, n       | retired person                |
| pille, n            | pill                          |
| piskefløde, n       | whipping cream                |
| pizzeria, f         | pizzeria                      |
| pjaske, at          | splash                        |
| pjece, n            | pamphlet                      |
| pjække, at          | skip class, play truant       |
| plads, n            | space                         |
| planlægge, at       | plan                          |
| pleje, at           | do as a rule, do usually      |

|                   |                                   |
|-------------------|-----------------------------------|
| populær           | popular                           |
| pose, n           | bag                               |
| postkort, t       | postcard                          |
| pragtfuldt        | gorgeous, great                   |
| produkt, t        | product                           |
| program, t        | program                           |
| propfyldt         | extremely crowded                 |
| prædiken, n       | sermon                            |
| prøve, at         | try                               |
| prøverum, t       | fitting room                      |
| prøvetime, n      | trial class                       |
| pudse næse, at    | blow one's nose                   |
| punkt, t          | item, a point                     |
| pynte, at         | decorate                          |
| pæn               | nice-looking                      |
| på                | on, at                            |
| på den anden side | on the other hand                 |
| på gensyn         | see you again                     |
| på venstre hånd   | on your left                      |
| rabat, n          | discount                          |
| rar               | nice                              |
| rask              | healthy, well                     |
| recept, n         | prescription                      |
| redde, at         | save, salvage                     |
| regering, n       | government                        |
| regne, at         | rain                              |
| regne med, at     | count on                          |
| regnvejr, t       | rainy weather                     |
| rejse, n          | trip                              |
| rest, n           | leftover, remains                 |
| restaurant, n     | restaurant                        |
| ret               | pretty, rather, tolerably, fairly |
| ret, n            | dish                              |
| ret meget         | a lot                             |
| ribs, t           | red currant                       |
| rigtig            | really                            |
| risalamande, n    | rice dessert                      |
| risengrød, n      | rice pudding                      |
| rive ned, at      | tear down                         |

|                         |                           |
|-------------------------|---------------------------|
| <b>ro, n</b>            | quiet                     |
| <b>rokoko</b>           | rococo (from that period) |
| <b>runde, n</b>         | round, a stroll           |
| <b>rundtur, n</b>       | round                     |
| <b>rydde af, at</b>     | pick up, clear the table  |
| <b>rydde op, at</b>     | pick up in the house      |
| <b>række, at</b>        | hand                      |
| <b>rød</b>              | red                       |
| <b>rødkål</b>           | red cabbage               |
| <b>røre sig, at</b>     | move                      |
| <br>                    |                           |
| <b>sag, n</b>           | case                      |
| <b>samle, at</b>        | gather, collect           |
| <b>samling, n</b>       | collection                |
| <b>sammen</b>           | together                  |
| <b>samtidig med</b>     | at the same time as       |
| <b>sandelig</b>         | certainly                 |
| <b>savne, at</b>        | miss                      |
| <b>se, at</b>           | see                       |
| <b>se på, at</b>        | look at                   |
| <b>se ud som, at</b>    | look like                 |
| <b>selvfølgelig</b>     | of course, naturally      |
| <b>sende, at</b>        | pass, to send             |
| <b>seng, n</b>          | bed                       |
| <b>sent</b>             | late                      |
| <b>servere, at</b>      | serve                     |
| <b>serviet, n</b>       | napkin                    |
| <b>seværdighed, n</b>   | sight                     |
| <b>sidde, at</b>        | sit                       |
| <b>sidde fast, at</b>   | stick                     |
| <b>sidde på hug, at</b> | squat                     |
| <b>side, n</b>          | side                      |
| <b>sidst</b>            | at the end of             |
| <b>sidste</b>           | last                      |
| <b>sig (at sige)</b>    | say (to say)              |
| <b>sige til, at</b>     | say to                    |
| <b>sikke (en/et)</b>    | what (a)                  |
| <b>sikkerhed, n</b>     | security                  |
| <b>sikkert</b>          | surely                    |

|                           |                           |
|---------------------------|---------------------------|
| <b>silkebluse, n</b>      | silk blouse, silk shirt   |
| <b>simpelthen</b>         | simply                    |
| <b>sin, sit, sine</b>     | his, hers, its            |
| <b>sjov</b>               | fun                       |
| <b>sjovt nok</b>          | funny enough, it is weird |
| <b>skal</b>               | shall                     |
| <b>skam</b>               | certainly                 |
| <b>skat, n</b>            | tax                       |
| <b>ski, n</b>             | ski (noun)                |
| <b>skidt</b>              | bad                       |
| <b>skidt med</b>          | never mind                |
| <b>skoletid, n</b>        | school hours              |
| <b>skov, n</b>            | forest, woods             |
| <b>skrive, at</b>         | write                     |
| <b>skrive under, at</b>   | sign                      |
| <b>skrivebord, t</b>      | desk (writing table)      |
| <b>skrælle, at</b>        | peel                      |
| <b>skulptur, n</b>        | sculpture                 |
| <b>skyld, n</b>           | sake                      |
| <b>skynde sig, at</b>     | hurry                     |
| <b>skænke, at</b>         | pour                      |
| <b>skål</b>               | cheers                    |
| <b>skål, n</b>            | bowl                      |
| <b>slags, n</b>           | kind (of)                 |
| <b>slappe af, at</b>      | relax                     |
| <b>slem</b>               | bad                       |
| <b>sludder, t</b>         | nonsense                  |
| <b>slukke, at</b>         | turn off                  |
| <b>slå på, at</b>         | tap                       |
| <b>smage, at</b>          | taste                     |
| <b>smelte, at</b>         | melt                      |
| <b>smule, n</b>           | bit                       |
| <b>smut, t</b>            | stroll                    |
| <b>smut, t</b>            | trip, a stop              |
| <b>smør, t</b>            | butter                    |
| <b>smøre, at</b>          | make (to butter)          |
| <b>snakke, at</b>         | talk                      |
| <b>snakke højt om, at</b> | talk about out loud       |
| <b>snakke sammen, at</b>  | talk to each other        |



|                 |   |
|-----------------|---|
| snaps, n        | shot of schnapps                              |
| snart           | soon  |
| sne, n          | snow  |
| snemand, n      | snowman                                       |
| snestorm, n     | snowstorm                                     |
| sodavand, n     | soda (Coke, Pepsi, etc.)                      |
| solbær, t       | black currant                                 |
| solskin, t      | sunshine                                      |
| sommer, n       | summer  |
| sommerhus, t    | cabin   |
| sort            | black   |
| sove, at        | sleep   |
| sovs, n         | gravy   |
| spise, at       | eat   |
| spise løs, at   | eat a lot                                     |
| spise med, at   | join in the meal                              |
| sport, n        | sports  |
| spændende       | exciting                                      |
| stadigvæk       | still   |
| standse, at     | stop  |
| start, n        | beginning                                     |
| stat, n         | state   |
| sted, t         | place   |
| stege, at       | fry   |
| stereoanlæg, t  | stereo  |
| stilhed, n      | silence                                       |
| stole på, at    | trust   |
| stor            | big   |
| stram           | tight   |
| strand, n       | beach   |
| stribet         | striped                                       |
| strålende       | radiant, shining                              |
| studiegæld, n   | student debt                                  |
| studium, t      | study at an institution of higher<br>learning |
| stuvende        | completely, "stuffed"                         |
| stykke, t       | piece   |
| stykke papir, t | piece of paper                                |
| stærk           | strong  |

|                                |                             |
|--------------------------------|-----------------------------|
| <b>størrelse, n</b>            | size                        |
| <b>stå, at</b>                 | stand                       |
| <b>stå af, at</b>              | get off                     |
| <b>stå op, at</b>              | get up                      |
| <b>sund</b>                    | healthy                     |
| <b>supermarked, t</b>          | supermarket                 |
| <b>svare til, at</b>           | correspond to               |
| <b>svensker, n</b>             | Swede                       |
| <b>sveske, n</b>               | prune                       |
| <b>svinekød, t</b>             | pork                        |
| <b>svær</b>                    | difficult                   |
| <b>svømme, at</b>              | swim                        |
| <b>sy, at</b>                  | sew                         |
| <b>sydpå</b>                   | down south                  |
| <b>syg</b>                     | sick, ill                   |
| <b>sygesikring, n</b>          | health insurance            |
| <b>synd for</b>                | shame                       |
| <b>synes, at</b>               | think, feel                 |
| <b>sædvanligt</b>              | usual                       |
| <b>særlig</b>                  | especially                  |
| <b>sætte af, at</b>            | drop off                    |
| <b>sætte sig, at</b>           | sit down                    |
| <b>sætte sig ned, at</b>       | sit down                    |
| <b>sætte sig til bords, at</b> | sit down at table           |
| <b>sætte væk, at</b>           | clear away                  |
| <b>sød</b>                     | cute, sweet                 |
| <b>sølvtoj, t</b>              | silverware                  |
| <b>søn, n</b>                  | son                         |
| <b>søster, n</b>               | sister                      |
| <b>så</b>                      | so, then                    |
| <b>så mange som muligt</b>     | as many as possible         |
| <b>så småt</b>                 | gradually, "in a small way" |
| <b>sådan her</b>               | like this, as such          |
| <b>tag, t</b>                  | roof                        |
| <b>tage, at</b>                | take                        |
| <b>tage på, at</b>             | gain weight                 |
| <b>tage sig af, at</b>         | take care of                |
| <b>tak</b>                     | thank you                   |

|                |                                   |
|----------------|-----------------------------------|
| tale, at       | speak                             |
| tallerken, n   | plate                             |
| tandlæge, n    | dentist                           |
| tandpine, n    | toothache                         |
| taste, at      | enter                             |
| taxa, n        | cab                               |
| temperatur, n  | temperature                       |
| tid, n         | time                              |
| tid, n         | appointment (at a doctor's, etc.) |
| tidspunkt, t   | time, period                      |
| til            | to, for                           |
| til daglig     | on a day-to-day basis, daily      |
| til den tid    | when the time comes               |
| til maden      | with the food / with dinner       |
| til middag     | for dinner                        |
| til sidst      | finally, at last                  |
| tilbud, t      | bargain, special offer            |
| tilfreds       | content                           |
| time, n        | class                             |
| time, n        | hour                              |
| ting, n        | thing                             |
| tit = ofte     | often                             |
| tja            | well                              |
| tjene, at      | earn                              |
| tog, t         | train                             |
| tom            | empty                             |
| tonsvis        | tons of                           |
| tradition, n   | tradition                         |
| traditionelt   | traditionally                     |
| traktørsted, t | tea garden, beer garden           |
| trist          | sad, drab                         |
| tro, at        | believe                           |
| træhus, t      | wooden house                      |
| trænge til, at | need                              |
| træt           | tired                             |
| tråd, n        | thread                            |
| Tuborg, n      | Danish brand of beer              |
| tur, n         | walk                              |
| turist, n      | tourist                           |

|                          |                                 |
|--------------------------|---------------------------------|
| <b>turnering, n</b>      | tournament                      |
| <b>typisk</b>            | typical                         |
| <b>tænde, at</b>         | light, turn on                  |
| <b>tænke, at</b>         | think                           |
| <b>tæt ind på livet</b>  | close to you                    |
| <b>tønde, n</b>          | barrel                          |
| <b>uartig</b>            | naughty                         |
| <b>ude af form</b>       | out of shape                    |
| <b>udefra</b>            | from outside                    |
| <b>udsalg, t</b>         | sale                            |
| <b>udsigt, n</b>         | view                            |
| <b>udstille, at</b>      | exhibit                         |
| <b>uge, n</b>            | week                            |
| <b>umuligt</b>           | impossible                      |
| <b>underlig</b>          | strange, weird                  |
| <b>undvære, at</b>       | be without                      |
| <b>universitet, t</b>    | university                      |
| <b>usund</b>             | unhealthy                       |
| <b>utrolig</b>           | incredible                      |
| <b>vandre, at</b>        | wander, to stroll               |
| <b>vandrerhjem, t</b>    | youth hostel                    |
| <b>vandrerkort, t</b>    | membership card for hostels     |
| <b>vare, at</b>          | last                            |
| <b>vare, n</b>           | article (pl.: goods)            |
| <b>vaske sig, at</b>     | wash oneself                    |
| <b>ved</b>               | at, by                          |
| <b>ved hjælp af</b>      | by the help of, with the aid of |
| <b>ved siden af</b>      | next to                         |
| <b>vej, n</b>            | road, a way                     |
| <b>vejrstation, n</b>    | weather station                 |
| <b>vejrudsigt, n</b>     | weather report                  |
| <b>vel</b>               | presumably                      |
| <b>vel nok</b>           | certainly, surely               |
| <b>velfærdssystem, t</b> | welfare system                  |
| <b>velkommen</b>         | welcome                         |
| <b>vellykket</b>         | wonderful, successful           |
| <b>ven, n</b>            | friend                          |

|                        |   |
|------------------------|---|
| vende næsen hjemad, at | head home                                     |
| venstre                | left  |
| vente, at              | wait  |
| venteværelse, t        | waiting room                                  |
| verden, n              | world   |
| vestpå                 | out west                                      |
| vi                     | we  |
| vi ses                 | see you later (lit. “we will see each other”) |
| vigtigt                | important                                     |
| vildt                  | wild  |
| vinde, at              | win   |
| vinke, at              | wave  |
| virke, at              | work  |
| vise, at               | show  |
| vist                   | probably, presumably, I think                 |
| vokse, at              | grow  |
| vores                  | our   |
| vædde, at              | bet   |
| væg, n                 | wall  |
| vægter, n              | night watchman                                |
| vække, at              | wake someone                                  |
| vældig                 | really, truly, tremendously                   |
| væmmelig               | disgusting                                    |
| vænne sig til, at      | get used to                                   |
| vær så venlig          | please  |
| være, at               | be  |
| være enige om, at      | agree   |
| være med, at           | to join in                                    |
| være nødt til, at      | have to                                       |
| være sent på den, at   | run late                                      |
| værelse, t             | room  |
| værk, t                | work  |
| værsgø                 | there you are                                 |
| værtsfamilie, n        | host family                                   |
| våd                    | wet   |
| ægte mand, n           | husband (formal)                              |
| ældste                 | oldest  |

**øje, t****øjebryn, t****øjenvippe, n****økologisk****økonomi, n****ønske sig, at**

eye

eyebrow

eyelash

organic

finances

want, desire, wish for

**åbenbart****åbne, at**

obviously

open

**English – Danish Word List**

---

**Engelsk – Dansk Ordliste**

|                                   |                             |
|-----------------------------------|-----------------------------|
| a little                          | lidt                        |
| a lot                             | ret meget                   |
| access                            | adgang, n                   |
| actually, in fact, really         | egentlig, faktisk, godt nok |
| admire                            | beundre, at                 |
| after                             | efter                       |
| afternoon                         | eftermiddag, n              |
| afterwards, then                  | bagefter, derefter          |
| again                             | igen                        |
| agenda                            | dagsorden, n                |
| agree                             | være enig om, at            |
| agree, arrange                    | aftale, at                  |
| all                               | alle                        |
| all of us                         | alle sammen                 |
| allergic                          | allergisk                   |
| almond                            | mandel, n                   |
| almond present                    | mandelgave, n               |
| almost                            | næsten                      |
| along                             | langs                       |
| already                           | allerede                    |
| also                              | også                        |
| among other things                | bl.a. = blandt andet        |
| and                               | og                          |
| and so on = etc.                  | og så videre = osv.         |
| apartment                         | lejlighed, n                |
| appetite                          | appetit, n                  |
| appointment                       | aftale, n                   |
| appointment (at a doctor's, etc.) | tid, n                      |
| area                              | område, t                   |
| arm                               | arm, n                      |
| around                            | omkring                     |
| arrive                            | ankomme, at                 |
| art                               | kunst, n                    |
| article                           | artikel, n                  |
| article (pl.: goods)              | vare, n                     |
| artist                            | kunstner, n                 |
| as many as possible               | så mange som muligt         |
| assiduously                       | ihærdigt                    |
| at, by                            | ved                         |
| at a time                         | ad gangen                   |



|                        |                         |
|------------------------|-------------------------|
| at home                | hjemme                  |
| at home, back home     | derhjemme               |
| at once, right away    | med det samme           |
| at the bottom of       | nederst                 |
| at the end of          | sidst                   |
| at the moment          | for tiden               |
| at the same time as    | samtidig med            |
| August                 | august                  |
| authentic              | autentisk               |
| author                 | forfatter, n            |
| back then              | dengang                 |
| backyard, back garden  | baghave, n              |
| bad (opposite of good) | dårlig, slem, skidt     |
| bad, angry             | gal                     |
| badminton              | badminton, n            |
| bag                    | pose, n                 |
| bargain, special offer | tilbud, t               |
| barrel                 | tønde, n                |
| basement, downstairs   | kælder, n               |
| bathroom               | badeværelse, t          |
| be                     | være, at                |
| be able to afford      | have råd til, at        |
| be able to go on a bit | kunne lidt igen, at     |
| be busy with           | have travlt med, at     |
| be called              | hedde, at               |
| be connected with      | høre sammen med, at     |
| be in a hurry          | have travlt, at         |
| be in a rush           | haste, at               |
| be let in              | komme ind, at           |
| be on the safe side    | for en sikkerheds skyld |
| be without             | mangle, undvære, at     |
| beach                  | strand, n               |
| bean                   | bønne, n                |
| become a member of     | melde sig ind i, at     |
| bed                    | seng, n                 |
| beer, Danish brand of  | Tuborg, n               |
| before                 | før                     |
| before Christmas       | op til jul              |

|  |                   |
|--|-------------------|
| <b>beginning</b>                       | start, n          |
| <b>believe</b>                         | tro, at           |
| <b>berry</b>                           | bær, t            |
| <b>bet</b>                             | vædde, at         |
| <b>big</b>                             | stor              |
| <b>birthday</b>                        | fødselsdag, n     |
| <b>bistro</b>                          | bistro, n         |
| <b>bit</b>                             | smule, n          |
| <b>black</b>                           | sort              |
| <b>black currant</b>                   | solbær, t         |
| <b>blow one's nose</b>                 | pudse næse, at    |
| <b>blow out</b>                        | blæse ud, at      |
| <b>body</b>                            | krop, n           |
| <b>boil</b>                            | koge, at          |
| <b>borrow</b>                          | låne, at          |
| <b>both</b>                            | begge, både       |
| <b>bowl</b>                            | skål, n           |
| <b>boy</b>                             | dreng, n          |
| <b>breaded pork patty</b>              | karbonade, n      |
| <b>break</b>                           | pause, n          |
| <b>break, go to pieces</b>             | gå i stykker, at  |
| <b>breakfast</b>                       | morgenmad, n      |
| <b>brick</b>                           | mursten, n        |
| <b>brother</b>                         | bror, n           |
| <b>brush one's teeth</b>               | børste tænder, at |
| <b>budget</b>                          | budget, t         |
| <b>building</b>                        | bygning, n        |
| <b>building block</b>                  | klods, n          |
| <b>burger bar</b>                      | burger-bar, n     |
| <b>bus</b>                             | bus, n            |
| <b>bus pass</b>                        | buskort, t        |
| <b>bust</b>                            | buste, n          |
| <b>butter</b>                          | smør, t           |
| <b>by the help of, with the aid of</b> | ved hjælp af      |
| <b>cab</b>                             | taxa, n           |
| <b>cabin</b>                           | sommerhus, t      |
| <b>café</b>                            | café, n           |
| <b>cafeteria</b>                       | cafeteria, t      |

|                                    |  |
|------------------------------------|--|
| can                                | kan (at kunne)                           |
| canvas, pants fabric               | buksestof, t                             |
| care to, like to, feel inclined to | gide, at                                 |
| case                               | sag, n                                   |
| catch                              | fange, at                                |
| cavity                             | hul, t                                   |
| celebrate                          | fejre, at                                |
| certainly                          | bestemt, helt sikkert, sandelig,<br>skam |
| certainly, surely                  | vel nok                                  |
| championship                       | mesterskab, t                            |
| chaotic                            | kaotisk                                  |
| cheap                              | billig                                   |
| cheers                             | skål                                     |
| cheese                             | ost, n                                   |
| cherry                             | kirsebær, t                              |
| child (children)                   | barn, t (børn)                           |
| Christmas                          | jul, n                                   |
| Christmas candy                    | julekonfekt, n                           |
| Christmas gospel                   | juleevangelium, t                        |
| Christmas hymn or carol            | julesalme, n                             |
| Christmas luncheon                 | julefrokost, n                           |
| Christmas preparation              | juleforberedelse, n                      |
| Christmas tree                     | juletræ, t                               |
| church                             | kirke, n                                 |
| city                               | by, n                                    |
| class                              | klasse, n; time, n                       |
| clear away                         | sætte væk, at                            |
| clementine                         | clementin, n                             |
| clever, smart                      | dygtig                                   |
| cliff                              | klint, n                                 |
| close                              | lukke, at; nær                           |
| close to, near to                  | i nærheden af                            |
| close to you                       | tæt ind på livet                         |
| club                               | klub, n                                  |
| coast                              | kyst, n                                  |
| cobblestone                        | brosten, n                               |
| cocoa                              | kakao, n                                 |
| code                               | kode, n                                  |
| cold                               | kold                                     |

|                              |                     |
|------------------------------|---------------------|
| collection                   | samling, n          |
| come                         | komme, at           |
| company                      | firma, t            |
| compared to, in relation to  | i forhold til       |
| completely                   | fuldstændig         |
| completely, "stuffed"        | stuvende            |
| confused                     | forvirret           |
| connection                   | forbindelse, n      |
| consider, think about        | overveje, at        |
| consumer payment             | brugerbetaling, n   |
| content                      | tilfreds            |
| continue                     | fortsætte, at       |
| cook                         | lave mad, at        |
| cool                         | "fedt"              |
| cool, nice, delicious        | lækker              |
| corduroy pants, velvet pants | fløjlsbukser, n, pl |
| corner                       | hjørne, t           |
| correspond to                | svare til, at       |
| cost                         | koste, at           |
| cough                        | hoste, at           |
| count on                     | regne med, at       |
| couple of, pair of           | par, t              |
| cover                        | dække, at           |
| cracker                      | kiks, n             |
| crisp bread                  | knækbrød, t         |
| culture                      | kultur, n           |
| cup of tea                   | kop te, n           |
| current                      | nuværende           |
| curtain                      | gardin, t           |
| cute, sweet                  | sød                 |
| <b>Danish</b>                | dansk               |
| dark                         | mørk                |
| date (the fruit)             | dadel, n            |
| dear                         | kære, kær           |
| decide                       | beslutte, at        |
| decorate                     | pynte, at           |
| delicious, scrumptious       | lækkert             |
| dentist                      | tandlæge, n         |
| depressing                   | deprimerende        |

|  |                      |
|--|----------------------|
| <b>desk (writing table)</b>                  | skrivebord, t        |
| <b>dessert</b>                               | dessert, n           |
| <b>different</b>                             | forskellig           |
| <b>difficult</b>                             | besværlig, svær      |
| <b>dinner</b>                                | aftensmad, middag, n |
| <b>directly</b>                              | direkte              |
| <b>discotheque</b>                           | diskotek, t          |
| <b>discount</b>                              | rabat, n             |
| <b>discover</b>                              | opdage, at           |
| <b>disgusting</b>                            | væmmelig             |
| <b>dish</b>                                  | ret, n               |
| <b>distance</b>                              | afstand, n           |
| <b>distant</b>                               | fjern                |
| <b>dive</b>                                  | dykke, at            |
| <b>do, participate in</b>                    | gå til, at           |
| <b>do (sports, lit. “cultivate”)</b>         | dyrke, at            |
| <b>do as a rule, do usually</b>              | pleje, at            |
| <b>doctor</b>                                | læge, n              |
| <b>does (to do)</b>                          | gør (at gøre)        |
| <b>door</b>                                  | låge, n              |
| <b>down coat</b>                             | dunjakke, n          |
| <b>down south</b>                            | sydpå                |
| <b>dress up</b>                              | klæde ud, at         |
| <b>drink (noun)</b>                          | drik, n              |
| <b>drink (verb)</b>                          | drikke, at           |
| <b>drive</b>                                 | kørsel, n            |
| <b>drive, ride</b>                           | køre, at             |
| <b>driveway</b>                              | indkørsel, n         |
| <b>drop off</b>                              | sætte af, at         |
| <b>duck</b>                                  | and, n               |
| <br>   |                      |
| <b>each other</b>                            | hinanden             |
| <b>earn</b>                                  | tjene, at            |
| <b>easy</b>                                  | nem                  |
| <b>eat</b>                                   | spise, at            |
| <b>eat a lot</b>                             | spise løs, at        |
| <b>elderberry</b>                            | hyldebær, t          |
| <b>electronic, electronically</b>            | elektronisk          |
| <b>elf</b>                                   | nisse, n             |
| <b>emphasizing what you would like to do</b> | gerne                |

|                    |                    |
|--------------------|--------------------|
| empty              | tom                |
| end                | ende, n            |
| energy             | energi, n          |
| English            | engelsk            |
| enjoy              | nyde, at           |
| enough             | nok                |
| enter              | taste, at          |
| enthusiastic about | begejstret for     |
| episode            | afsnit, t          |
| especially         | især, særlig       |
| even, yet          | endnu              |
| evening            | aften, n           |
| ever since         | lige siden         |
| exciting           | spændende          |
| exhibit            | udstille, at       |
| expect             | forvente, at       |
| expensive          | dyr                |
| extra              | ekstra             |
| extremely crowded  | propfyldt          |
| eyebrow            | øjebryn, t         |
| eyelash            | øjenvippe, n       |
| fair               | marked, t          |
| fairly             | nogenlunde         |
| far into the night | langt ud på natten |
| farewell           | afsked, n          |
| fast               | hurtig             |
| father             | far, n             |
| favorite dish      | livret, n          |
| feel               | mærke, at          |
| feel, to touch     | føle, at           |
| feel like          | have lyst til, at  |
| festive            | festlig            |
| fever              | feber, n           |
| fig                | figen, n           |
| finally, at last   | til sidst, endelig |
| finances           | økonomi, n         |
| find your way      | finde vej, at      |
| fine               | fint               |
| finish with        | ende med, at       |

|                                  |                   |
|----------------------------------|-------------------|
| <b>first</b>                     | først             |
| <b>first and foremost</b>        | først og fremmest |
| <b>first team, premier team</b>  | førstehold, t     |
| <b>fishing line</b>              | fiskesnøre, n     |
| <b>fit in with</b>               | passer med, at    |
| <b>fitting room</b>              | prøverum, t       |
| <b>flag</b>                      | flag, t           |
| <b>follow along</b>              | følge med i, at   |
| <b>foot</b>                      | fod, n            |
| <b>for a long time</b>           | længe             |
| <b>for dinner</b>                | til middag        |
| <b>for example</b>               | fx = f.eks.       |
| <b>for hours</b>                 | i timevis         |
| <b>for years</b>                 | i årevis          |
| <b>forest, woods</b>             | skov, n           |
| <b>forget</b>                    | glemme, at        |
| <b>fork</b>                      | gaffel, n         |
| <b>form, kind</b>                | form, n           |
| <b>forward</b>                   | fremad            |
| <b>found</b>                     | grundlægge, at    |
| <b>free</b>                      | gratis            |
| <b>freezer</b>                   | fryser, n         |
| <b>friend, comrade</b>           | kammerat, ven, n  |
| <b>from above</b>                | fra oven          |
| <b>from here</b>                 | herfra            |
| <b>from inside</b>               | indefra           |
| <b>from outside</b>              | udefra            |
| <b>front door, main door</b>     | hoveddør, n       |
| <b>frozen</b>                    | frossen / frosne  |
| <b>fry</b>                       | stege, at         |
| <b>frying pan</b>                | pande, n          |
| <b>full</b>                      | fuld              |
| <b>full-time job</b>             | fuldtidsjob, t    |
| <b>fun</b>                       | sjov              |
| <b>funny enough, it is weird</b> | sjovt nok         |
| <b>funny part, the</b>           | morsomme, det     |
| <b>future</b>                    | fremtid, n        |
| <b>gain weight</b>               | tage på, at       |
| <b>garden</b>                    | have, n           |

|                                |                                   |
|--------------------------------|-----------------------------------|
| gas                            | benzin                            |
| gather, collect                | samle, at                         |
| generation                     | generation, n                     |
| get                            | få, at                            |
| get a hold of                  | få fat på, at                     |
| get away                       | komme væk, at                     |
| get cold                       | komme til at fryse, at            |
| get exercise, exercise         | få motion, at                     |
| get off                        | stå af, at                        |
| get started with               | komme i gang med, at              |
| get tired of, be bored with    | blive træt af, at                 |
| get under control              | have styr på, at                  |
| get up                         | stå op, at                        |
| get used to                    | blive vant til, vænne sig til, at |
| girlfriend or boyfriend        | kæreste, n                        |
| glass fiber                    | glasfiber                         |
| glove                          | handske, n                        |
| go                             | gå, at                            |
| go grocery shopping            | gå på indkøb, at                  |
| go on, happen                  | foregå, at                        |
| go on, move on                 | gå videre, at                     |
| go out                         | gå ud af, at                      |
| go out with                    | gå ud med, at                     |
| go to bed                      | gå i seng, at                     |
| go to church                   | gå i kirke, at                    |
| good                           | god                               |
| good (opposite of naughty)     | artig                             |
| good morning                   | godmorgen                         |
| good night                     | godnat                            |
| goose                          | gås, n                            |
| gorgeous, great                | pragtfuldt                        |
| government                     | regering, n                       |
| gradually, by now              | efterhånden                       |
| gradually, "in a small way"    | så småt                           |
| grandparents                   | bedsteforældre, n, pl             |
| gravy                          | sovs, n                           |
| great (the best of all times!) | alle tiders                       |
| greet                          | hilse, at                         |
| ground (about meat)            | hakket                            |
| grow                           | dyrke, vokse, at                  |



|                         |                               |
|-------------------------|-------------------------------|
| hair                    | hår, t                        |
| half                    | halv                          |
| hall                    | gang, n                       |
| hand (noun)             | hånd, n                       |
| hand (verb)             | række, at                     |
| handsome, nice-looking  | flot                          |
| happy, glad             | glad for                      |
| hard (opposite of soft) | hård                          |
| hat                     | hue, n                        |
| have (of illness), ail  | fejle, at                     |
| have a cozy time        | hygge sig, at                 |
| have fun                | have det sjovt, at            |
| have to                 | være nødt til, at             |
| head, brain             | hoved, t                      |
| head home               | vende næsen hjemad, at        |
| headache                | hovedpine, n                  |
| health insurance        | sygesikring, n                |
| healthy, well           | rask, sund                    |
| heartly                 | hjertelig                     |
| help out                | hjælpe til, at                |
| helping hand            | hjælp, n                      |
| her                     | hende, hendes, sin, sit, sine |
| hi (informal greeting)  | hejsa                         |
| hi, hello = good-day    | hej = goddag                  |
| hide                    | gemme, at                     |
| high (opposite of low)  | høj                           |
| high-heeled             | højhælet                      |
| his                     | hans, sin(e), sit             |
| home                    | hjem, t                       |
| homemade                | hjemmelavet                   |
| homework                | hjemmearbejde, t; lektie, n   |
| hope                    | håbe, at                      |
| hopeless                | håbløst                       |
| hospital                | hospital, t                   |
| host family             | værtsfamilie, n               |
| hour                    | time, n                       |
| house                   | hus, t                        |
| house father            | husfar, n                     |
| huge                    | kæmpestor                     |

|                                 |                    |
|---------------------------------|--------------------|
| <b>hurry</b>                    | skynde sig, at     |
| <b>husband</b>                  | mand, ægtemand, n  |
| <b>I</b>                        | jeg                |
| <b>I wonder</b>                 | mon                |
| <b>ice cream</b>                | is, n              |
| <b>idea</b>                     | idé, n             |
| <b>imagine</b>                  | forestille mig, at |
| <b>important</b>                | vigtigt            |
| <b>impossible</b>               | umuligt            |
| <b>impressive</b>               | imponerende        |
| <b>improvement</b>              | bedring, n         |
| <b>in</b>                       | i                  |
| <b>in any case</b>              | i hvert fald       |
| <b>in between</b>               | ind imellem        |
| <b>in shape</b>                 | i form             |
| <b>in the future</b>            | fremover           |
| <b>in the meantime</b>          | i mellemtiden      |
| <b>in the middle of</b>         | midt i             |
| <b>in there</b>                 | derind             |
| <b>incidentally</b>             | for øvrigt         |
| <b>incredible</b>               | utrolig            |
| <b>indoors</b>                  | inden døre         |
| <b>initiate, introduce</b>      | indføre, at        |
| <b>instead of</b>               | i stedet for       |
| <b>Internet</b>                 | internet, t        |
| <b>inviting</b>                 | indbydende         |
| <b>is</b>                       | er                 |
| <b>it, that</b>                 | den                |
| <b>it is natural</b>            | mangle bare, at    |
| <b>item, point</b>              | punkt, t           |
| <b>jacket, coat</b>             | jakke, n           |
| <b>join in the meal</b>         | spise med, at      |
| <b>just, simply</b>             | bare, lige         |
| <b>keep, stay</b>               | holde, at          |
| <b>keep at, keep on (doing)</b> | blive ved med, at  |
| <b>kind (of)</b>                | slags, n           |
| <b>kind of</b>                  | ligesom            |

|                                 |                   |
|---------------------------------|-------------------|
| <b>kitchen</b>                  | køkken, t         |
| <b>knife</b>                    | kniv, n           |
| <b>know</b>                     | kende, at         |
| <b>kringle</b>                  | kringle, n        |
| <b>laryngitis, strep throat</b> | halsbetændelse, n |
| <b>last (adj.)</b>              | sidste            |
| <b>last (verb)</b>              | vare, at          |
| <b>late</b>                     | sent              |
| <b>lawn</b>                     | græsplæne, n      |
| <b>lay</b>                      | lægge, at         |
| <b>layer cake</b>               | lagkage, n        |
| <b>lazy</b>                     | doven             |
| <b>learn</b>                    | lære, at          |
| <b>leather coat</b>             | læderjakke, n     |
| <b>left</b>                     | venstre           |
| <b>leftover, remains</b>        | rest, n           |
| <b>librarian</b>                | bibliotekar, n    |
| <b>library</b>                  | bibliotek, t      |
| <b>lie, to be located</b>       | ligge, at         |
| <b>life</b>                     | liv, t            |
| <b>lifelike</b>                 | livagtigt         |
| <b>light, turn on</b>           | tænde, at         |
| <b>like</b>                     | kunne lide, at    |
| <b>like this, as such</b>       | sådan her         |
| <b>listen to, hear</b>          | høre, at          |
| <b>lit up</b>                   | belyst            |
| <b>live</b>                     | bo, at            |
| <b>loan</b>                     | lån, t            |
| <b>long</b>                     | lang              |
| <b>long coat</b>                | frakke, n         |
| <b>long for</b>                 | længes efter, at  |
| <b>long-sleeved</b>             | langærmet         |
| <b>look at</b>                  | se på, kigge, at  |
| <b>look forward to</b>          | glæde sig til, at |
| <b>look like</b>                | se ud som, at     |
| <b>loose</b>                    | løs               |
| <b>lot</b>                      | masse, n          |
| <b>lots</b>                     | masse, n / masser |
| <b>lots of</b>                  | masser af         |

|                             |                      |
|-----------------------------|----------------------|
| lovely, nice                | dejlig               |
| luckily                     | heldigvis            |
| lucky                       | heldig               |
| luggage                     | bagage, n            |
| lunch                       | frokost, n           |
| machine                     | maskine, n           |
| magazine                    | blad, t              |
| main dish                   | hovedret, n          |
| make                        | lave, at             |
| make believe                | bilde ind, at        |
| make do with, settle for    | nøjes med, at        |
| make it to                  | nå, at               |
| make tired                  | gøre træt, at        |
| manage                      | klare sig, at        |
| manage, succeed in          | lykkes, at           |
| manager                     | inspektør, n         |
| many                        | mange                |
| marzipan-pig                | marcipangris, n      |
| meal                        | måltid, t            |
| mean                        | betyde, at           |
| meanwhile, in the meantime  | imens                |
| meat                        | kød, t               |
| medicine, medication        | medicin, n           |
| meet                        | møde, at             |
| melt                        | smelte, at           |
| member                      | medlem, t            |
| membership card for hostels | vandrerkort, t       |
| meter (approx. 3 feet)      | meter, n             |
| miss                        | savne, at            |
| mixture                     | blanding, n          |
| model                       | model, n             |
| more                        | flere                |
| more                        | mere                 |
| morning                     | morgen, formiddag, n |
| most                        | de fleste            |
| most often                  | for det meste        |
| mother                      | mor, n               |
| move                        | røre sig, flytte, at |

|   |                                       |
|---|---------------------------------------|
| move on, get a move on,<br>go on, get going | komme videre, at                      |
| movie theater                               | biograf, n                            |
| namely, for, that is                        | nemlig                                |
| napkin                                      | serviet, n                            |
| nearby                                      | i nærheden                            |
| nearly so                                   | nær så                                |
| need  | behøve, have brug for, trænge til, at |
| never mind                                  | skidt med                             |
| new   | ny                                    |
| newspaper                                   | avis, n                               |
| next to                                     | ved siden af                          |
| nice  | rar                                   |
| nice, cozy, great, cool                     | hyggeligt                             |
| nice-looking                                | pæn                                   |
| night watchman                              | vægter, n                             |
| no  | nej                                   |
| nonetheless, nevertheless                   | alligevel                             |
| nonsense                                    | sludder, t                            |
| normal                                      | normal                                |
| not   | ikke                                  |
| not ... either                              | heller ikke                           |
| now   | nu                                    |
| nut   | nød, n                                |
| obviously                                   | åbenbart                              |
| ocean                                       | hav, t                                |
| of course, naturally                        | selvfølgelig                          |
| off, leave, out the door                    | af sted                               |
| office                                      | kontor, t                             |
| often                                       | tit = ofte                            |
| OK  | i orden, okay                         |
| oldest                                      | ældste                                |
| old-fashioned                               | gammeldags                            |
| on, at                                      | på                                    |
| on a day-to-day basis, daily                | til daglig                            |
| on the contrary                             | derimod                               |
| on the other hand                           | på den anden side                     |
| on your left                                | på venstre hånd                       |

|                                 |                    |
|---------------------------------|--------------------|
| <b>one more time</b>            | gang til, en       |
| <b>one-room</b>                 | 1-værelses         |
| <b>only</b>                     | kun                |
| <b>open</b>                     | åbne, at           |
| <b>open-air museum</b>          | frilandsmuseum, t  |
| <b>ordinary, usual</b>          | almindelig         |
| <b>organic</b>                  | økologisk          |
| <b>otherwise</b>                | ellers             |
| <b>our</b>                      | vores              |
| <b>out of shape</b>             | ude af form        |
| <b>out west</b>                 | vestpå             |
| <b>over</b>                     | forbi              |
| <b>overweight</b>               | overvægtig         |
| <b>own</b>                      | eget               |
| <b>pack</b>                     | pakke, at          |
| <b>pain, hurt</b>               | ondt               |
| <b>pamphlet</b>                 | pjece, n           |
| <b>pamphlet, brochure</b>       | brochure, n        |
| <b>paper, essay</b>             | opgave, n          |
| <b>parents</b>                  | forældre, n, pl    |
| <b>park</b>                     | park, n            |
| <b>parking spot</b>             | parkeringsplads, n |
| <b>part</b>                     | del, n             |
| <b>party</b>                    | fest, n            |
| <b>pass, to send</b>            | sende, at          |
| <b>pay</b>                      | betale, at         |
| <b>peel</b>                     | skrælle, at        |
| <b>penicillin</b>               | penicillin, n, t   |
| <b>per day</b>                  | om dagen           |
| <b>perform</b>                  | opføre, at         |
| <b>performance</b>              | forestilling, n    |
| <b>pharmacist</b>               | farmaceut, n       |
| <b>pharmacy, drugstore</b>      | apotek, t          |
| <b>pick up</b>                  | hente, at          |
| <b>pick up, clear the table</b> | rydde af, at       |
| <b>pick up in the house</b>     | rydde op, at       |
| <b>picture</b>                  | billede, t         |
| <b>piece</b>                    | stykke, t          |
| <b>piece of paper</b>           | stykke papir, t    |

|  |                  |
|--|------------------|
| <b>pill</b>                              | pille, n         |
| <b>pizzeria</b>                          | pizzeria, t      |
| <b>place</b>                             | sted, t          |
| <b>plan</b>                              | planlægge, at    |
| <b>plate</b>                             | tallerken, n     |
| <b>play</b>                              | lege, at         |
| <b>please</b>                            | vær så venlig    |
| <b>popular</b>                           | populær          |
| <b>pork</b>                              | svinekød, t      |
| <b>possibility</b>                       | mulighed, n      |
| <b>possibly, perhaps</b>                 | evt. = eventuelt |
| <b>postcard</b>                          | postkort, t      |
| <b>pot, pan</b>                          | gryde, n         |
| <b>potato</b>                            | kartoffel, n     |
| <b>pour</b>                              | skænke, at       |
| <b>prefer</b>                            | foretrække, at   |
| <b>prescription</b>                      | recept, n        |
| <b>present</b>                           | gave, n          |
| <b>presumably</b>                        | vel              |
| <b>pretty, rather, tolerably, fairly</b> | ret              |
| <b>probably, presumably, I think</b>     | vist             |
| <b>product</b>                           | produkt, t       |
| <b>program</b>                           | program, t       |
| <b>protection</b>                        | beskyttelse, n   |
| <b>provide for</b>                       | forsørge, at     |
| <b>prune</b>                             | sveske, n        |
| <br>                                     |                  |
| <b>quality</b>                           | kvalitet, n      |
| <b>quiet</b>                             | rø, n            |
| <b>quite certainly</b>                   | helt bestemt     |
| <b>quite, completely</b>                 | helt             |
| <br>                                     |                  |
| <b>radiant, shining</b>                  | strålende        |
| <b>rainy weather</b>                     | regnvejr, t      |
| <b>raise, increase</b>                   | hæve, at         |
| <b>raspberry</b>                         | hindbær, t       |
| <b>ready</b>                             | klar             |
| <b>really</b>                            | rigtig           |
| <b>really, truly, tremendously</b>       | vældig           |

|  |                      |
|--|----------------------|
| receipt  | kvittering, n        |
| receive  | modtage, at          |
| recommend                                      | anbefale, at         |
| record   | optage, at           |
| red  | rød                  |
| red cabbage                                    | rødkål               |
| red currant                                    | ribs, t              |
| re-erect                                       | genrejse, at         |
| relax  | slappe af, at        |
| remind of                                      | minde om, at         |
| restaurant                                     | restaurant, n        |
| retired person                                 | pensionist, n        |
| rice dessert                                   | risalamande, n       |
| rice pudding                                   | risengrød, n         |
| ride a bike, bike                              | cykle, at            |
| right  | højre                |
| right?   | ikke sandt?          |
| road, a way                                    | vej, n               |
| rococo (from that period)                      | rokoko               |
| roll   | bolle, n             |
| roof   | tag, t               |
| room   | værelse, t           |
| round  | rundtur, n           |
| round, a stroll                                | runde, n             |
| run (exercise)                                 | løbetræne, at        |
| run late                                       | være sent på den, at |
| <br>   |                      |
| sack lunch                                     | madpakke, n          |
| sad, drab                                      | trist                |
| sake   | skyld, n             |
| sale   | udsalg, t            |
| save, salvage                                  | redde, at            |
| say (to say)                                   | sig (at sige)        |
| say to   | sig til, at          |
| school hours                                   | skoletid, n          |
| sculpture                                      | skulptur, n          |
| security                                       | sikkerhed, n         |
| see you again                                  | på gensyn            |
| see you later (lit. we will see<br>each other) | vi ses               |



|                         |                                  |
|-------------------------|----------------------------------|
| seriously               | alvorligt                        |
| sermon                  | prædiken, n                      |
| serve                   | servere, at                      |
| service                 | gudstjeneste, n                  |
| serving dish            | fad, t                           |
| set the table           | dække bord, at                   |
| sew                     | sy, at                           |
| shall                   | skal (at skulle)                 |
| shame                   | synd for                         |
| she                     | hun                              |
| shopping expedition     | bytur, n                         |
| shopping trip           | indkøbstur, n                    |
| short                   | kort                             |
| short-sleeved           | kortærmet                        |
| shot of schnapps        | snaps, n                         |
| show                    | opvisning, n; vise, at           |
| show up, appear         | dukke op, at                     |
| shower                  | bad, t = brusebad, t             |
| shut out                | lukke ude, at                    |
| sick, ill               | syg                              |
| side                    | side, n                          |
| sight                   | seværdighed, n                   |
| sign                    | skrive under, at                 |
| silence                 | stilhed, n                       |
| silk blouse, silk shirt | silkebluse, n                    |
| silverware              | sølvtøj, t                       |
| simply                  | simpelthen                       |
| single                  | enkelt                           |
| sister                  | søster, n                        |
| sit down                | sætte sig ned, at; sætte sig, at |
| sit down at table       | sætte sig til bords, at          |
| size                    | størrelse, n                     |
| ski (noun)              | ski, n                           |
| ski (verb)              | løbe på ski, at                  |
| skip class, play truant | pjække, at                       |
| sleep                   | sove, at                         |
| smorgasbord             | det store kolde bord             |
| snow                    | sne, n                           |
| snowman                 | snemand, n                       |
| snowstorm               | snestorm, n                      |

|                                       |                   |
|---------------------------------------|-------------------|
| <b>so, then</b>                       | så                |
| <b>so far</b>                         | foreløbig         |
| <b>soccer</b>                         | fodbold, n        |
| <b>soda (Coke, Pepsi, etc.)</b>       | sodavand, n       |
| <b>soft</b>                           | blød              |
| <b>some</b>                           | noget             |
| <b>son</b>                            | søn, n            |
| <b>soon</b>                           | snart             |
| <b>sound</b>                          | lyde, at          |
| <b>space</b>                          | plads, n          |
| <b>spare time, free time</b>          | fritid, n         |
| <b>speak</b>                          | tale, at          |
| <b>splash</b>                         | pjaske, at        |
| <b>spoiled</b>                        | forkælet          |
| <b>sports</b>                         | sport, n          |
| <b>spread with different cheeses</b>  | ostebord, t       |
| <b>squat</b>                          | sidde på hug, at  |
| <b>start with</b>                     | gå i gang med, at |
| <b>state</b>                          | stat, n           |
| <b>stay-at-home</b>                   | hjemmegående      |
| <b>stay in touch, keep in contact</b> | holde kontakt, at |
| <b>stay over a period of time</b>     | blive julen over  |
| <b>(Christmas)</b>                    |                   |
| <b>stereo</b>                         | stereoanlæg, t    |
| <b>stick</b>                          | sidde fast, at    |
| <b>still</b>                          | stadigvæk         |
| <b>stop</b>                           | standse, at       |
| <b>straight ahead</b>                 | lige fremme       |
| <b>strange, weird</b>                 | underlig          |
| <b>strawberry</b>                     | jordbær, t        |
| <b>striped</b>                        | stribet           |
| <b>stroll</b>                         | smut, t           |
| <b>strong</b>                         | stærk             |
| <b>student debt</b>                   | studiegæld, n     |
| <b>study, read</b>                    | læse, at          |
| <b>study at an institution</b>        | studium, t        |
| <b>of higher learning</b>             |                   |
| <b>successful</b>                     | vellykket         |
| <b>sugared, made brown</b>            | brunet            |

|                               |                            |
|-------------------------------|----------------------------|
| suitcase                      | kuffert, n                 |
| sunshine                      | solskin, t                 |
| supermarket                   | supermarked, t             |
| sure                          | jø da                      |
| surely (emphatic agreement)   | da                         |
| surely, be sure to, certainly | nok, vel nok, sikkert      |
| Swede                         | svensker, n                |
| swim                          | svømme, at                 |
| swipe                         | køre igennem, at           |
| swollen                       | hævet                      |
| table tennis                  | bordtennis, n              |
| take                          | tage, at                   |
| take a shower                 | gå i bad, at               |
| take care of                  | passer på, tage sig af, at |
| take the trouble to, mind     | gide, at                   |
| talk                          | snakke, at                 |
| talk about out loud           | snakke højt om, at         |
| talk to each other            | snakke sammen, at          |
| tap                           | slå på, at                 |
| tape deck, tape recorder      | båndoptager, n             |
| taste                         | smage, at                  |
| tax                           | skat, n                    |
| tea garden, beer garden       | traktørsted, t             |
| teacher                       | lærer, n                   |
| team                          | hold, t                    |
| tear down                     | rive ned, at               |
| tell, talk about              | fortælle, at               |
| temperature                   | temperatur, n              |
| thank you                     | tak                        |
| that                          | at                         |
| that, it                      | det                        |
| then, so                      | så                         |
| there                         | der                        |
| there you are                 | værsgo                     |
| thing                         | ting, n                    |
| think                         | mene, tænke, synes, at     |
| think up                      | finde på, at               |
| thread                        | tråd, n                    |

|                          |                    |
|--------------------------|--------------------|
| throat                   | hals, n            |
| tight                    | stram              |
| time                     | gang, tid, n       |
| time, period             | tidspunkt, t       |
| tired                    | træt               |
| to, for                  | til                |
| to join in               | være med, at       |
| to make (to butter)      | smøre, at          |
| together                 | sammen             |
| tonight                  | i aften            |
| tons of                  | tonsvis            |
| too much                 | for meget          |
| toothache                | tandpine, n        |
| total, altogether        | i alt              |
| tourist                  | turist, n          |
| tournament               | turnering, n       |
| townsman's house         | borgerhus, t       |
| tradition                | tradition, n       |
| traditionally            | traditionelt       |
| traffic light            | lyskryds, t        |
| train                    | tog, t             |
| tremendous, tremendously | fantastisk         |
| trial class              | prøvetime, n       |
| trip                     | rejse, n           |
| trip, a stop             | smut, t            |
| trust                    | stole på, at       |
| try                      | forsøge, prøve, at |
| turn off                 | slukke, at         |
| TV                       | fjernsyn, t        |
| typical                  | typisk             |
| underneath               | nedenunder         |
| understand               | forstå, at         |
| unfortunately            | desværre           |
| unhealthy                | usund              |
| university               | universitet, t     |
| us                       | os                 |
| use                      | bruge, at          |
| usual                    | sædvanligt         |

|                        |                   |
|------------------------|-------------------|
| vegetables             | grøntsager, n, pl |
| very                   | meget             |
| view                   | udsigt, n         |
| visit (noun)           | besøg, t          |
| visit (verb)           | besøge, at        |
| visitor                | gæst, n           |
| wait                   | vente, at         |
| waiting room           | venteværelse, t   |
| wake someone           | vække, at         |
| walk                   | tur, n            |
| wall                   | væg, n            |
| wander, to stroll      | vandre, at        |
| want, desire, wish for | ønske sig, at     |
| war                    | krig, n           |
| wash oneself           | vaske sig, at     |
| wave                   | vinke, at         |
| way                    | måde, n           |
| we                     | vi                |
| weather report         | vejrudsigt, n     |
| weather station        | vejrstation, n    |
| week                   | uge, n            |
| welcome                | velkommen         |
| welfare system         | velfærdssystem, t |
| well                   | tja               |
| well enough            | godt nok          |
| well, "fresh"          | frisk             |
| wet                    | våd               |
| what (a)               | sikke (en/et)     |
| when the time comes    | til den tid       |
| while                  | mens              |
| whipped cream          | flødeskum, t      |
| whipping cream         | piskefløde, n     |
| white                  | hvid              |
| whole                  | hel               |
| wife                   | kone, hustru, n   |
| wild                   | vildt             |
| win                    | vinde, at         |
| with                   | hos, med          |
| with guarantee, surely | garanteret        |

**with the food / with dinner**

**wonderful, successful**

**wooden house**

**work (noun)**

**work (verb)**

**work day**

**world**

**write**

**wrong**

**yellow**

**yes**

**yes, but . . .**

**yes, thank you**

**you**

**youngest**

**youth hostel**

til maden

vellykket

træhus, t

værk, arbejde, t

arbejde, virke, at

arbejdsdag, n

verden, n

skrive, at

galt

gul

ja

jamén

ja tak

du

ungste

vandrerhjem, t

# Useful Books and Web Sites

## GENERAL INFORMATION

Danmarks Nationalleksikon. *Bogen om Danmark*. Copenhagen: Nordisk Bog Center, 2001.

Denmark's Official homepage is [www.denmark.dk](http://www.denmark.dk) (in English) and [www.danmark.dk](http://www.danmark.dk) (in Danish).

From there, one can go to:

[http://danmark.dk/portal/page?\\_pageid=34,328596&\\_dad=portal&\\_schema=PORTAL](http://danmark.dk/portal/page?_pageid=34,328596&_dad=portal&_schema=PORTAL)

Wulff, Carsten, Flemming Axmark, and Preben Hansen, eds. The Royal Danish Ministry of Foreign Affairs. *Denmark*. Copenhagen: Nordisk Bogproduktion, 1996.

## LANGUAGE

Andersen, Stig Toftgaard. *Talemåder i dansk. Ordbog over idiommer*. Copenhagen: Munksgaard, 1998. (*Dictionary of Idioms*)

Bruun, Erik. *Dansk Sprogbrug. En stil- og konstruktionsordbog*. Copenhagen: Gyldendal, 1978. (*Style and Construction Dictionary*)

Dansk Sprognævn. *Retskrivningsordbogen*. 2. udgave. Copenhagen: Aschehough, 1996. (*Dictionary of Correct Writing*)

Fischer-Hansen, and Ann Kledal. *Grammatikken*. Copenhagen: Special-Pædagogisk Forlag, 1999. (*Grammar*)

The History of the Danish language and various other articles:

<http://www.sitecenter.dk/henrik2405/detdanskeprog>

Nielsen, B. Kjærulff. *Engelsk-Dansk Ordbog*. Copenhagen:

Gyldendal, 1998. (*English-Danish Dictionary*)

Vinterberg, Hermann, and C. A. Bodelsen. *Dansk-Engelsk*

*Ordbog*. Copenhagen: Gyldendal, 1998. (*Danish-English*

*Dictionary*)

## HISTORY

Hornshøj-Møller, Stig. *A Short History of Denmark*.

Copenhagen: Aschehoug, 1998.

Jespersen, Knud J. V. *Gyldendals Leksikon*. Copenhagen:

Gyldendal, 1984.

An overview of Danish history can be found on the

following Web site: [http://denmark.dk/portal/page?\\_pageid=374,477985&\\_dad=portal&\\_schema=PORTAL](http://denmark.dk/portal/page?_pageid=374,477985&_dad=portal&_schema=PORTAL)

Rerup, Lorenz, et.al. "History." *Denmark*. Eds. Carsten

Wulff, Flemming Axmark, and Preben Hansen. The Royal

Danish Ministry of Foreign Affairs. Copenhagen: Nordisk

Bogproduktion, 1996.

## THE MONARCHY

The Line of Kings can be found at: [http://kongehuset.](http://kongehuset.dk/lineage.php?id=58197&dogtag=k_dk_monarkiet_kongeraek&list_id=1)

[dk/lineage.php?id=58197&dogtag=k\\_dk\\_monarkiet\\_kongeraek&list\\_id=1](http://kongehuset.dk/lineage.php?id=58197&dogtag=k_dk_monarkiet_kongeraek&list_id=1)

The Royal Family's homepage is: <http://kongehuset.dk>



## **HEALTH AND WELFARE**

Ploug, Niels, Ingrid Henriksen og Niels Kærgård. "The Development of the Danish welfare state." <http://www.sfi.dk/sw17508.asp>

Taxation and welfare: <http://www.skm.dk/publikationer/skat/1590/1592/s>

Taxation rates: [http://www.tmnu.dk/rapport/okonomisk\\_rentabilitet.php?menu=6](http://www.tmnu.dk/rapport/okonomisk_rentabilitet.php?menu=6)

## **EDUCATION**

Official site for the Ministry of Education (in English):

<http://eng.uvm.dk>

<http://eng.uvm.dk/education/General/diagram.htm>

<http://pub.uvm.dk/2000/taldk/1.htm>

## **RELIGION**

<http://www.folkekirken.dk>

<http://neft.dk/flexheim.htm>

## **VISIT DENMARK**

<http://www.visitdenmark.com/usa/en-us/Menu/turist/turistforside.htm>

<http://www.visitdenmark.com/danmark/da-dk/Menu/turist/turistforside.htm>

## DISC TWO

Contains dialogue in Lesson 10 and vocabulary and expressions in Lessons 6–13.

1. Lesson 6 Vocabulary
2. Lesson 7 Colors
3. Lesson 7 Vocabulary
4. Lesson 7 Expressions
5. Lesson 8 Vocabulary
6. Lesson 8 Expressions
7. Lesson 9 Vocabulary
8. Lesson 9 Expressions
9. Lesson 10 Dialogue
10. Lesson 10 Dialogue for repetition
11. Lesson 10 Vocabulary
12. Lesson 10 Expressions
13. Lesson 11 Vocabulary
14. Lesson 11 Expressions
15. Lesson 12 Vocabulary
16. Lesson 12 Expressions
17. Lesson 13 Vocabulary
18. Lesson 13 Expressions

BEGINNER'S

# Danish

WITH 2 AUDIO CDS

*The Beginner's Series* offers basic language instruction, presenting grammar, vocabulary, and common phrases in clear, concise lessons. Review questions and exercises accompany each lesson. Historical and cultural material gives insight into customs and everyday situations. Books in the series are an ideal companion for students, travelers, and businesspeople.

**Beginner's Danish with 2 Audio CDs** is perfect for both classroom and independent students. Each of the 13 lessons opens with dialogues on topics such as greetings, family, athletics, dining, illness, holidays and celebrations. Following the dialogues are vocabulary lists, explanations of grammar, and exercises. Two audio CDs accompany the lessons, providing correct pronunciation of all the vocabulary and a selection of the dialogues, with pauses for repetition by the student. Also included are an exercise key, Danish-English and English-Danish glossaries, as well as an introduction to Danish history and culture.

**Nete Schmidt** received her degrees in English and Danish from the University of Copenhagen, and taught at Bjerringbro Junior College and the University of Aarhus for many years. Since 1998, she has been the Assistant Visiting Professor and Danish Lecturer at the University of Wisconsin-Madison.

Cover design by Cynthia Mallard, [www.cynergiestudio.com](http://www.cynergiestudio.com)

**Hippocrene Books, Inc.**  
171 Madison Avenue  
New York, NY 10016  
[www.hippocrenebooks.com](http://www.hippocrenebooks.com)

US \$29.95/CAN \$37.50  
ISBN-13: 978-0-7818-1199-6  
ISBN-10: 0-7818-1199-6

